SCHLAGE®

H-Series

Interconnected Entrance Locks

Interconnected Entrance Locks

H-Series interconnected entrance locks combine our standard cylindrical A-Series lock chassis with the added security and strength of a deadbolt function. From the interior, both latch and deadbolt are retracted simultaneously, allowing a true panic-proof exit. This series is a natural selection for single and multi-family residential dwellings as well as light and medium commercial applications. The H-Series also features our patented wood frame reinforcer for the deadbolt, providing an extra measure of strength and security to this lock.

Cylinders	**6**
Designs & Finishes	**5**
Door Handing	**11**
Door Preparation	**4**
Exploded View	**4**
Functions	**5**
How to Order	**11**
Interchangeable Core	**7**
Latches & Deadbolts	**9**
Performance Features	**4**
Primus® Cylinders	**6**
Primus Interchangeable Core	**8**
Specifications	**3**
Strikes	**10**
Warranty	**11**

On our cover, the H-Series ORBIT in Satin Brass, Blackened.

Specifications

Applications: An ideal entrance lock that is well suited for single and multi-family residential dwellings as well as commercial applications. The interconnected H-Series provides the security of deadbolt locking with the ease and convenience of a standard cylindrical chassis. The lock features simultaneous retraction of both the latch and the deadbolt from the inside by turning the knob or lever, providing panic-proof exiting.

Certifications: Knob and lever locks; ANSI 156.12 1979 Grade 4. ANSI/ASTM Security F476-76. H185, Grade 20. H110, H153, H180, Grade 10. UL Listed. Grip handle locks; ANSI/ASTM Security F476-84.

Exposed trim: Knobs are wrought brass or bronze. Wrought brass or bronze trim rings. Levers are zinc-base plated to match finish symbols.

Keying: 6-Pin tumbler with two nickel silver keys per lock. Keying options available from the factory include masterkeying, grandmasterkeying, construction keying, and interchangeable cores. Also available with Everest®, Everest Primus and Primus® high security cylinders.

Door range: Knob and lever locks; 1¾″ Standard (1 11⁄16″ to 1 15⁄16″). Also available for 1⅜″ doors. 1⅜″ available. Also available for doors up to 2¼″ thick. Specify door thickness when ordering H-Series locks for other than standard door thicknesses.

Deadbolt: 1″ Throw B100-Series deadbolts with concealed hardened steel roller, 1″ x 2¼″ faceplates, and ⅞″ housings standard. All optional B100-Series deadbolts available.

Latches: 1″ x 2¼″ x ½″ Throw A-Series latches with ⅞″ housings standard. All A-Series latch options available.

Backset: 2⅜″ Standard, 2¾″ and 5″ available.

Strikes: Furnished with standard B100 and A-Series latch strikes. Optional A and B-Series strikes available.

Exploded View

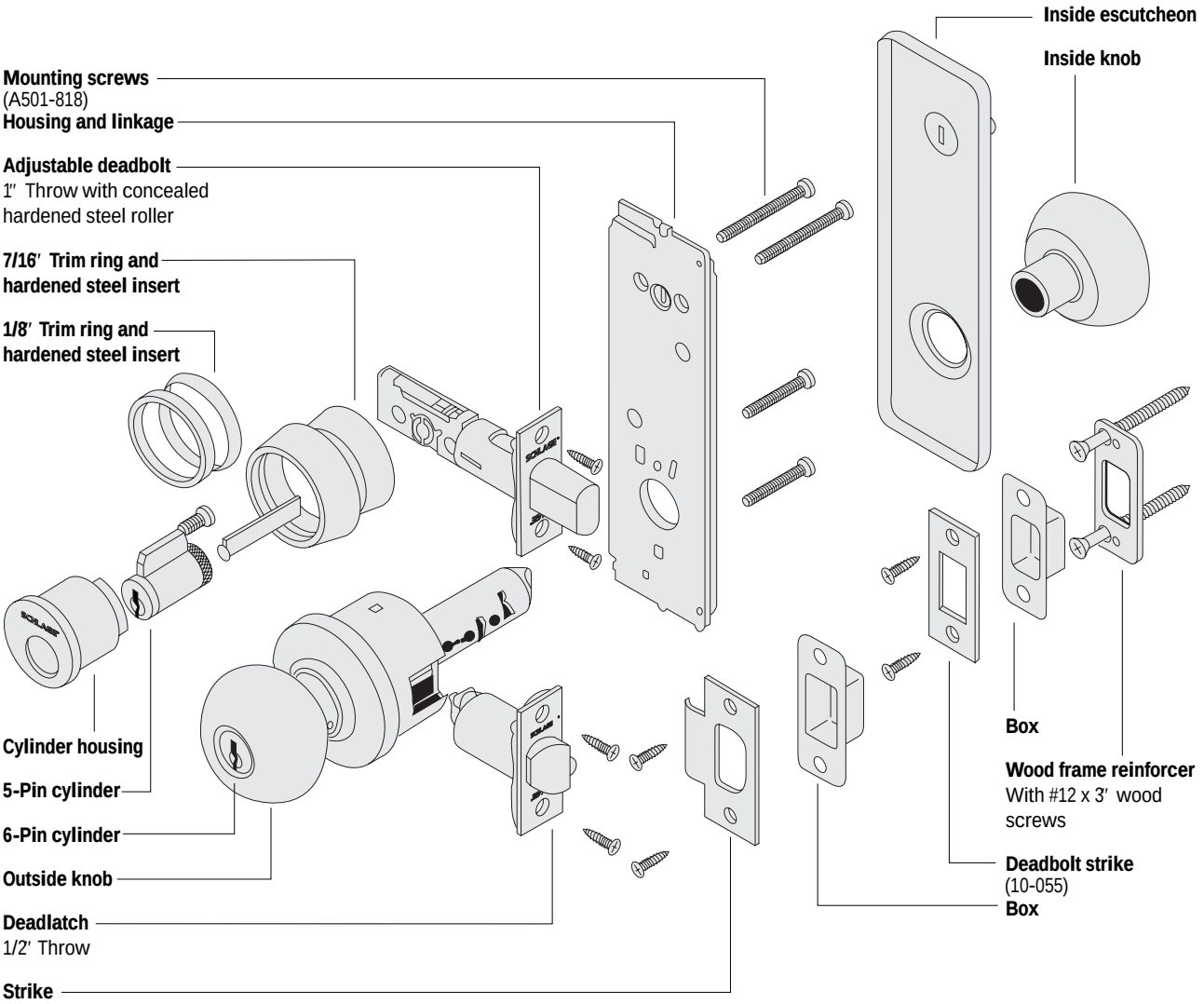

Performance Features

1″ Throw deadbolt with hardened steel roller resists sawing or cutting.

Precision solid brass cylinders with nickel silver pins and keys. Available in all Schlage keyways.

Key removable outside knobs for quick cylinder replacement.

Cylindrical lower lock housing and linkage plate are corrosion treated for normal atmospheric conditions.

No exposed mounting screws.

Plymouth, Tulip, and Orbit designs available with interchangeable cores.

Primus high security cylinders available.

Door Preparation

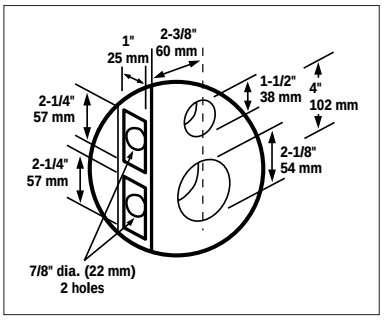

H-Series locks are available for 2 ⅛″ door preparations for both upper and lower cutouts. Suffix the product description with H. Example: H110H

Designs & Finishes

ORBIT
Symbol: ORB
Material: Wrought brass or bronze
Finishes: 605, 613, 626

626

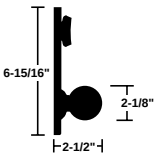

PLYMOUTH
Symbol: PLY
Material: Wrought brass or bronze
Finishes: 605, 613, 626

626

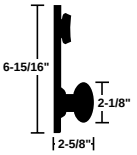

LEVON
Symbol: LEV
Material: Pressure cast zinc
Finishes: 605, 613, 626

613

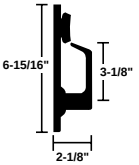

METEOR OUTSIDE TRIM ESCUTCHEON
Material: Wrought brass or bronze
Finishes: 605, 613, 626
3¼″ x 8¼″ x 3⁄16″

605

Finishes

605 Bright Brass
613 Oil Rubbed Bronze
626 Satin Chromium Plated

Functions

ANSI A156.12, 1979, Grade 4

H110 F95



Entrance, Single Locking
Deadbolt thrown or retraced by key in upper lock from outside or by inside turn unit. Latchbolt retracted by knob from either side. Turning inside knob retracts deadbolt and latchbolt simultaneously for immediate exit.

H153 F97



Entrance, Double Locking
Deadbolt thrown or retracted by key in upper lock from outside or by inside turn unit. Deadlatch retracted by key in outer knob when locked by pushing turn-button in inner knob. Outer knob may be fixed in locked position by rotating turn-button. Turning inside knob retracts deadbolt and latchbolt simultaneously for immediate exit.

H180



Storeroom Lock
Deadbolt operated by key from outside or by turn unit from inside. Bolt automatically dead-locks when fully thrown. Latch retracted by key from outside. Inside knob retracts both latch and deadbolt simultaneously for immediate exit. Latch automatically deadlocks when door is closed. Outer knob is always fixed.

H185 F100



Hotel/Motel Lock
Deadbolt thrown or retracted by key in upper lock from outside or by inside turn unit. Deadlatch retracted by key in outer fixed knob. Push-button in inner knob activates visual occupancy indicator, allowing only emergency masterkey to operate. Rotation of inside spanner button provides lockout feature by keeping indicator thrown. Turning inside knob retracts deadbolt and latch simultaneously for immediate exit.

H170



Single Dummy Inside Trim
Snap-on rose and knob. Concealed mounting screws.

Cylinders

Schlage locks are provided with cylinder units precision built to extremely close tolerances and the highest standards of accuracy. Phosphor bronze springs, nickel silver keys and pins are used throughout all Schlage product lines to ensure long life and ease of operation. Conventional cylinders are available in Classic keyways or in the newly patented Everest keyways.

Upper Cylinder Units

Number	Description
22-001	Cylinder, 5-pin
22-002	Cylinder, 6-pin
22-017	Cylinder and housing, 5-pin
22-018	Cylinder and housing, 6-pin
22-074	Cylinder and housing, 6-pin, H160

Cylinder and Housing

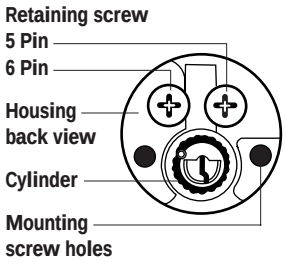

Lower Cylinder Units

Number	Description
21-002	Cylinder, 6-pin
21-002-122	Cylinder, 6-pin (ORB)
21-003	Cylinder, 6-pin, H185
21-003-168	Cylinder and housing, 6-pin, H185 (ORB)

Standard Cylinder
21-002

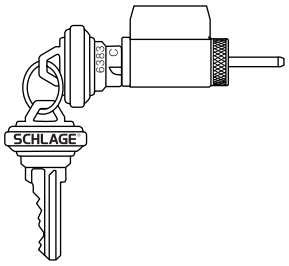

Hotel Function Indicator Cylinder
21-003

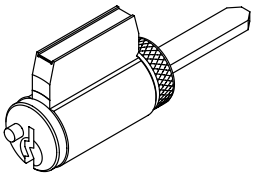

Primus® Cylinders

Primus Controlled Access cylinders 20-700 as well as High Security cylinders 20-500 are fully compatible with the H-Series keyed functions. In addition to a conventional pin tumbler mechanism, Primus cylinders utilize a patented finger pin and side bar design providing a “dual-locking” cylinder that virtually eliminates lock picking. Classic Primus cylinders are recommended for upgrading existing Classic key systems. Due to its extended patent life the newly designed Everest Primus is recommended for new key systems and for upgrading existing Everest key systems.

Primus Cylinders

20-500 Series	20-700 Series	Description
20-529	20-729	6-Pin upper cylinder
20-524	20-724	6-Pin knob cylinder
20-524-122	20-724-122	6-Pin knob cylinder (ORB)

6 Pin Upper Cylinder
20-500 Series

6 Pin Upper Cylinder
20-700 Series

6 Pin Lower Cylinder
20-500 Series

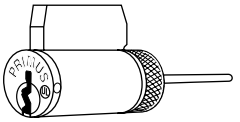

6 Pin Lower Cylinder
20-700 Series

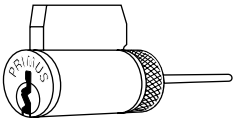

Interchangeable Core

H-Series interchangeable core cylinders allow the immediate rekeying of a lock without the time and expense of repinning cylinders. The core is removed by rotating a control key 15° and pulling it out. The replacement core is installed with the use of a control key. The upper lock unit features 1″ trim rings with concealed hardened steel inserts for 1‰Ï″ door installations. (Rings and inserts vary according to door ranges.) H-Series Plymouth and Orbit designs are available as complete locks or in the form of interchangeable core kits, 01-054, for retrofit applications. To order complete locks with interchangeable cores, change product suffix P to R. Example: H153RD. Available in both Classic and Everest® Keyways. To order interchangeable core locks less cores, change product suffix R to J. When ordering, specify design, finish, and keying requirements.

Standard Interchangeable Core

Number	Description
23-030	Interchangeable core
22-064	Outside housing and core, upper lock
22-065	Inside housing and core, upper lock
01-054	Retrofit kit (driver, retainer, knob, core)
01-025	Knob, driver, retainer
35-056	Control key, blank
48-056	Control key, cut

626

ORBIT

Symbol: ORB
Material: Wrought brass or bronze
Finishes: 605, 613, 626

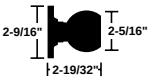

626

PLYMOUTH

Symbol: PLY
Material: Wrought brass or bronze
Finishes: 605, 613, 626

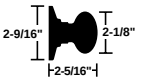

Finishes

605 Bright Brass
613 Oil Rubbed Bronze
626 Satin Chromium Plated

Outside Housing and Core
22-064
1½″ Housing

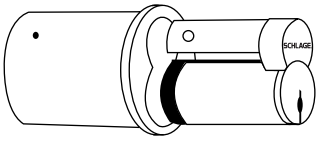

Trim Ring
1″ 36-086

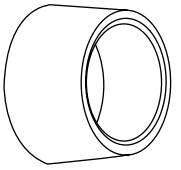

Retrofit Kit
(Driver, retainer, knob, core)
01-054

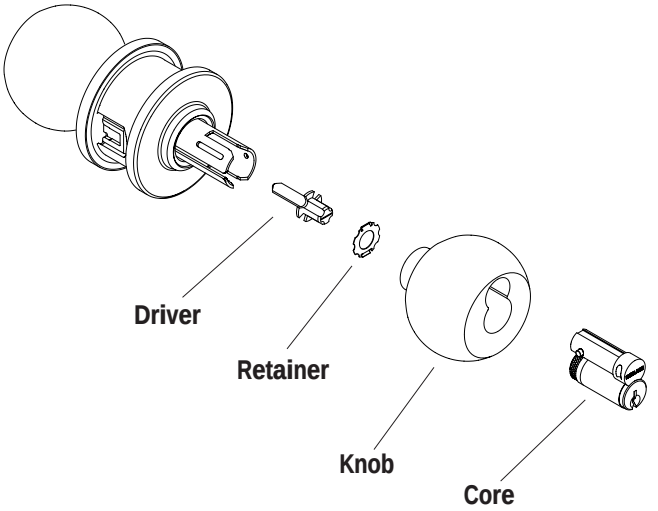

Primus® Interchangeable Core

Primus interchangeable cores are an available option in the Controlled Access 20-700 version. Primus interchangeable cores are part of the universal approach to our full line of interchangeable core cylinders. Schlage has designed the drivers for all interchangeable lock lines to accept both standard and Primus cores (manufactured after March 1, 1992), providing flexibility and ease of installation. Existing H-Series lock installations will require the new driver and retainer to be retrofitted. Primus interchangeable core is based on the standard Schlage figure 8 configuration. This requires the use of a control key for insertion as well as retraction of the core. When ordering, specify design, finish, and keying requirements. Whether you choose Classic Primus or the newly patented Everest Primus, Primus cores provide the ultimate protection against cylinder picking and unauthorized key duplication.

Primus Interchangeable Core Parts

Number	Description
20-740	Primus interchangeable core
20-784	Housing and core, upper lock
01-025	Driver, retainer, knob
01-054	Driver, retainer*
49-158	Primus control key

Primus Interchangeable Core
20-740

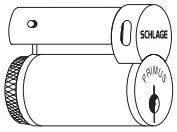

Driver and Retainer*
01-053

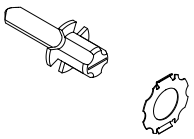

**Required for upgrading existing interchangeable core locks to Primus.*

Installation Tool
M504-413
(Order as needed)

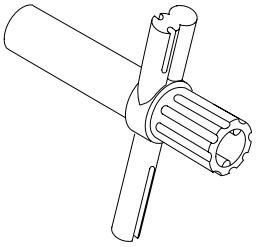

Latches & Deadbolts

H-Series latches and deadbolts can be ordered in combinations, separately or with locks. Refer to A and B100-Series for separate latch and deadbolt numbers. When ordering separately, specify quantity, product number, and finish. Standard deadbolt/latchbolt combinations, per backset, are shown in bold type.

H110/H160 Deadbolt/Springlatch Combinations

Backset	Description	Number	Hsg Dia
2 3/8″	1″ x 2¼″ Square corner	**19-055**	7/8″
	1″ Circular drive-in (not UL listed)	19-056	1″
	1⅛″ x 2 ¼″ Square corner	19-063*	1″
	1″ x 2 ¼″, ¼″ Radius round corner	19-067	7/8″
2 3/4″	1″ x 2 ¼″ Square corner	19-059	7/8″
	1″ Circular drive-in (not UL listed)	19-060	1″
	1⅛″ x 2 ¼″ Square corner	**19-065***	1″
	1″ x 2 ¼″, ¼″ Radius round corner	19-068**	1″
5″	1⅛″ x 2 ¼″ Square corner	19-043*	1″

Note: 5″ backsets include 41-005 backset links for springlatch.
* Includes faceplate adapter and 1″ housing sleeve.
** Includes 1″ housing sleeve.

H153/H180/H185 Deadbolt/Deadlatch Combinations

Backset	Description	Number	Hsg Dia
2 3/8″	1″ x 2 ¼″ Square corner	**19-057**	7/8″
	1″ Circular drive-in (not UL Listed)	19-058	1″
	1⅛″ x 2 ¼″ Square corner	19-064*	1″
	1″ x 2 ¼″, ¼″ Radius round corner	19-069	7/8″
2 3/4″	1″ x 2 ¼″ Square corner	19-061	7/8″
	1″ Circular drive-in (not UL Listed)	19-062	1″
	1⅛″ x 2 ¼″ Square corner	**19-066***	1″
	1″ x 2 ¼″, ¼″ Radius round corner	19-070**	1″
5″	1⅛″ x 2 ¼″ Square corner	19-045**	1″

Note: 5″ backsets include 41-005 backset links for springlatch.
* Includes faceplate adapter and 1″ housing sleeve.
** Includes 1″ housing sleeve.

Square Corner Latchbolt Combinations

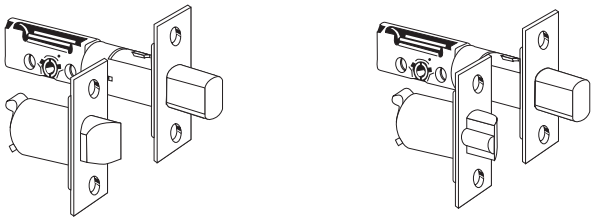

Round Corner Latchbolt Combinations

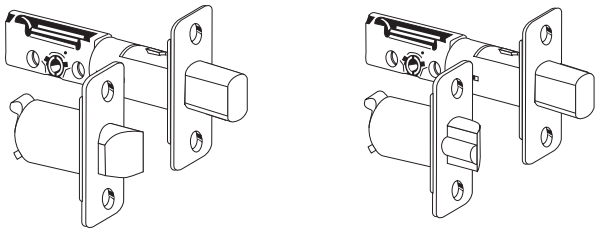

Circular Drive-in Latchbolt Combinations

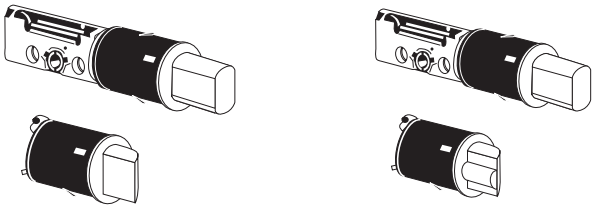

Strikes

All H-Series strikes are fully reversible for right hand and left hand doors and are furnished complete with screws. Strike boxes are furnished with all standard strikes.

Strikes for Deadbolts

Number	Description
10-055	1⅛″ x 2 ¾″ x 3/32″ Standard
10-064	1 3/16″ Thimble circular drive-in

Strikes for Latches

Number	Lip Length	Description
10-001	1⅛″	1⅛″ x 2 ¾″ Square corner
10-004	1⅛″	1⅝″ x 2 ¼″, ¼″ Radius round corner
10-026	1⅛″	1⅝″ x 2¼″ Full lip
10-058	17/32″	1¾″ Circular adjustable

Note: Refer to Accessory & Service catalog for lip length variations.

Strike Combinations

Latch Strike	Deadbolt Strike	Combination Number
10-001	10-055	10-250
10-026	10-055	10-252
10-027	10-055	10-255
10-058	10-064	10-258

Wood Frame Reinforcer
37-016

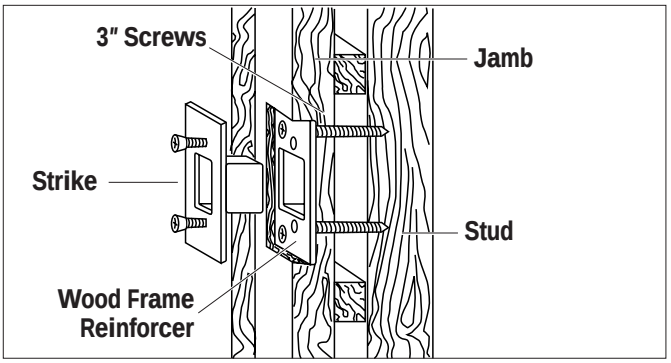

Furnished with standard and round corner deadbolt strikes, this reinforcer significantly strengthens a jamb against “kick-in” attack and greatly increases the security of the lock. The reinforcer is concealed under the strike and is anchored to the jamb with two 3″ long screws.

Standard Deadbolt and Strike
10-055
1⅛″ X 2¾″ x 3/32″



Standard Strike
10-001
1⅛″ X 2¾″ x 3/32″, 1⅛″ Lip

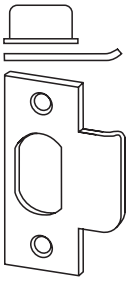

Rabbeted Latch and Strike Kit
39-030

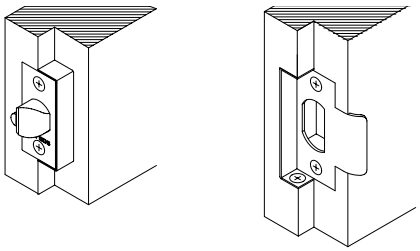

Rabbeted latch and strike kit finishes: 605, 606, 612, 613, 625, 626. This kit adapts square corner latches and strikes for ½″ rabbeted door and frame preparations.

Door Handing

All Schlage locks are reversible. However, the correct hand should be shown for all pin tumbler locks so that they may be assembled to assure keyholes are in the upright position. Hand information is also necessary to ensure proper finish of latchbolt and strike for locks ordered that are to be installed on reverse bevel doors. Follow the diagram to correctly determine the hand of the door.

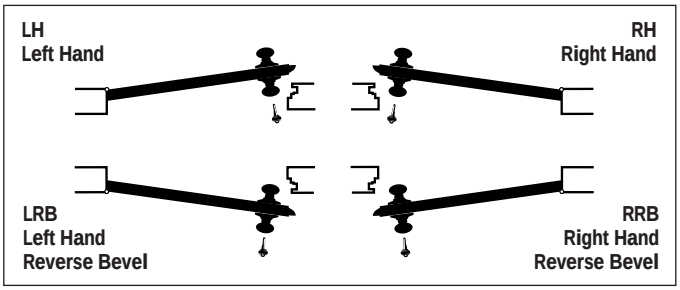

How to Order

To order Schlage products, descriptive data should be in the same sequence as shown.

Qty	Product	Outside		Inside		DR	Door Hand				BS	Latch	Strike	Dim	Detail
		Des	Fin	Des	Fin	Thk	RH	LH	RR	LR					
1	2	3	4	5	6	7	8				9	10	11	12	13

1. Quantity
2. Lock number or product
3. Design: outside
4. Finish: outside
5. Design: inside
6. Finish: inside
7. Door thickness: for non-standard thickness such as 214 = 2¼″
8. Door handing
9. Backset: 234 = 2¾″, 005 = 5″ backset link
10. Latches: for non-standard latches
11. Strikes: for non-standard strikes
12. Dimension: for strike lip lengths, padlock shackle length, mortise cylinder length, etc.: 118 = 1⅛″, 138 = 1⅜″, etc.
13. Detail: for keying detail and/or any special instructions

Example

Qty	Product	Outside		Inside		DR	Door Hand				BS	Latch	Strike	Dim	Detail
		Des	Fin	Des	Fin	Thk	RH	LH	RR	LR					
100	H110L	PLY	626								234				Less Cylinder
100	20-724		626												1AA-100AA
200	H153	ORB	605				100	100							

Limited Warranty

Schlage Lock Company (the "Company") warrants to the original purchaser that the products manufactured by it (the "Product") to be free of defects in material and workmanship. Provided: (i) The Company has been notified within three years of purchase date and been given the opportunity of inspection by return of any alleged defective Product to the Company, or its authorized distributor, at the address specified herein, free and clear of all liens and encumbrances, transportation prepaid, accompanied by the statement of defects and proof of purchase; and (ii) The Product has not been modified, abused, misused, or improperly installed, maintained and/or repaired during such period; and (iii) Such defect has not been caused by corrosion or ordinary wear and tear.

THE COMPANY MAKES NO OTHER WARRANTY, AND ALL IMPLIED WARRANTIES INCLUDING ANY WARRANTY OF MERCHANTABILITY OR FITNESS FOR A PARTICULAR PURPOSE ARE LIMITED TO THE DURATION OF THE EXPRESSED WARRANTY PERIOD AS SET FORTH ABOVE.
THE COMPANY'S MAXIMUM LIABILITY HEREUNDER IS LIMITED TO THE PURCHASE PRICE OF THE PRODUCT.
IN NO EVENT SHALL THE COMPANY BE LIABLE FOR ANY CONSEQUENTIAL, INDIRECT, INCIDENTAL OR SPECIAL DAMAGES OF ANY NATURE ARISING FROM THE SALE OR USE OF THIS PRODUCT, WHETHER IN CONTRACT, TORT, STRICT LIABILITY OR OTHERWISE.

Note: Should the Product be considered a consumer product as may be covered by the Magnusson Moss Federal Warranty Act, please be advised that: (1) Some states do not allow limitations on incidental consequential damages or how long an implied warranty lasts so that the above limitations may not fully apply; (2) This warranty gives specific legal rights and a buyer may also have other rights which may vary from state to state.

For warranty service and shipping instructions, contact the Schlage Lock Company:

Commercial Customer Services Department
2000 Sierra Point Parkway
Brisbane, California 94005-1850
(800) 847-1864
FAX (800) 452-0663

The Schlage Lock Company reserves the right to make changes in designs and specifications or to make additions or improvements on its products without notice and without incurring any obligation to incorporate them on products previously manufactured. The Schlage Lock Company is not responsible for any modification, addition, or alteration to our products by others.

Ingersoll-Rand Company

Schlage Commercial
2315 Briargate Parkway
Colorado Springs, CO 80920
(719) 388-7300
FAX (719) 388-7301

Customer Service
2000 Sierra Point Parkway
Brisbane, CA 94005-1850
(800) 847-1864
FAX (800) 452-0663
FAX (800) 616-6040
Order Entry
(800) 452-0665

Technical Services
3899 Hancock Expressway
Security, CO 80911
(800) 847-1864
FAX (719) 390-2682

International
Ingersoll-Rand Security and Safety
1076 Lakeshore Road East
Mississauga, Ontario, L5E 1E4, Canada
(905) 278-6128
FAX (905) 278-1413

Internet
www.schlage.com

Security & Safety®

© 2001 Ingersoll-Rand Company MS-M/H1 Rev. 11/01 Printed in USA