

4501-01

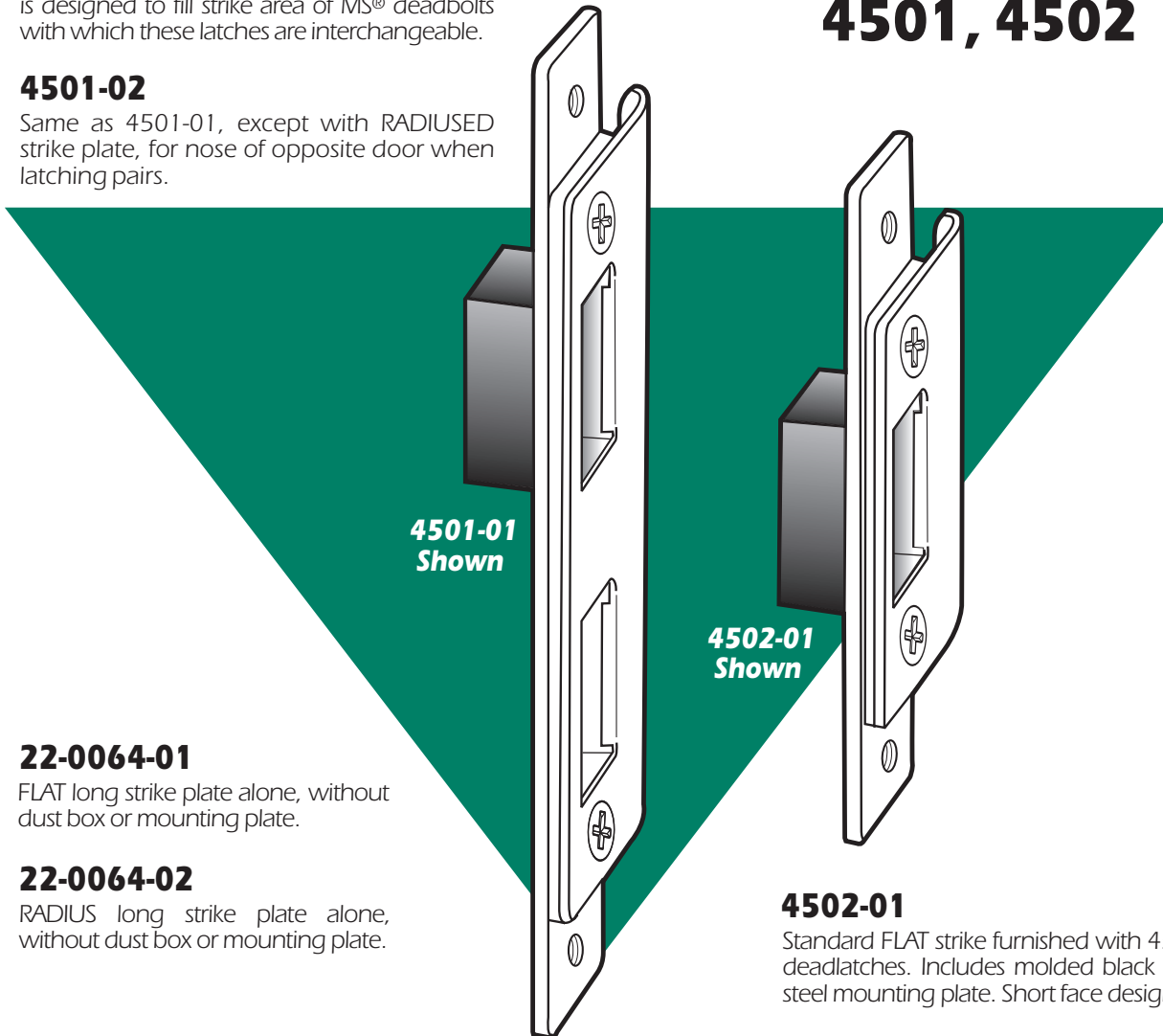
Standard FLAT strike furnished with 4730 Series deadlatches. Includes molded black plastic dust box (which also closes unused lower strike opening) and steel mounting plate. Long face is designed to fill strike area of MS® deadbolts with which these latches are interchangeable.

4501-02

Same as 4501-01, except with RADIUS strike plate, for nose of opposite door when latching pairs.

Deadlatch Strikes

4501, 4502



4501-01
Shown

4502-01
Shown

22-0064-01

FLAT long strike plate alone, without dust box or mounting plate.

22-0064-02

RADIUS long strike plate alone, without dust box or mounting plate.

4502-01

Standard FLAT strike furnished with 4510 and 4710 Series deadlatches. Includes molded black plastic dust box and steel mounting plate. Short face design.

4502-02

Same as 4502-01, except with RADIUS strike plate, for nose of opposite door when latching pairs.

22-0063-01

FLAT short strike plate alone, without dust box or mounting plate.

22-0063-02

RADIUS short strike plate alone, without dust box or mounting plate.

▼ Function

Designed for use in conjunction with 4500 or 4700 Series deadlatches, these strikes offer a choice of mounting methods: a back-up mounting plate included with the 4501 and 4502 allows installation flush in a hollow section jamb. For wood jambs, the mounting plate can be discarded and the strike plate and dust box mortised in. 22-0063 and 22-0064 are strike plates without dust box or back-up mounting plate, for mounting on jamb surface or on tube spacers to the back web of a hollow jamb. All strikes are unhandeled, suitable for right or left hand doors. Strike plate material is stainless steel, satin buffed.



4501/02 Deadlatch Strikes

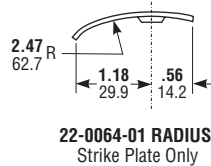
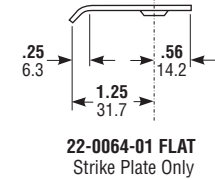
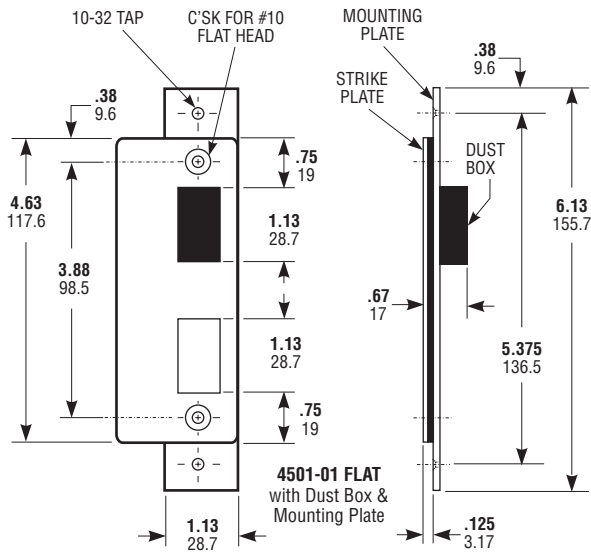
DIMENSIONS

JAMB PREPARATION

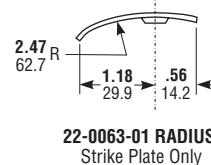
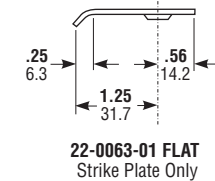
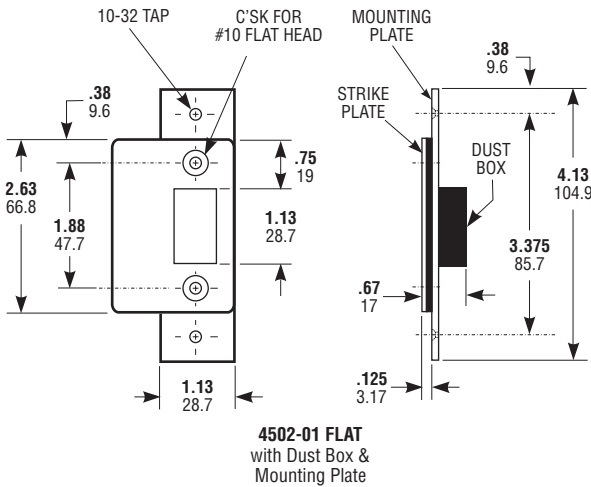
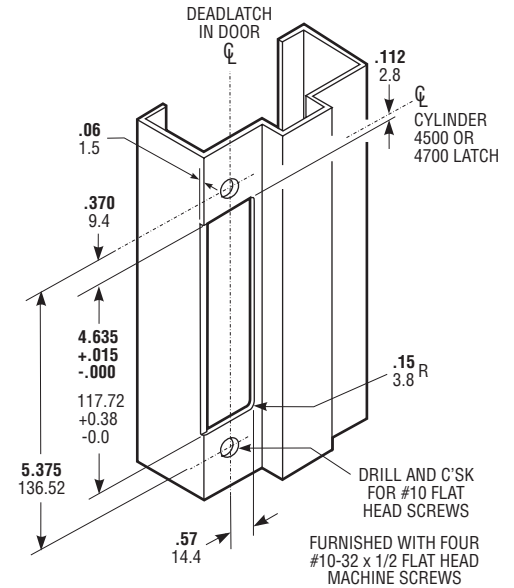
INCHES

MILLIMETERS

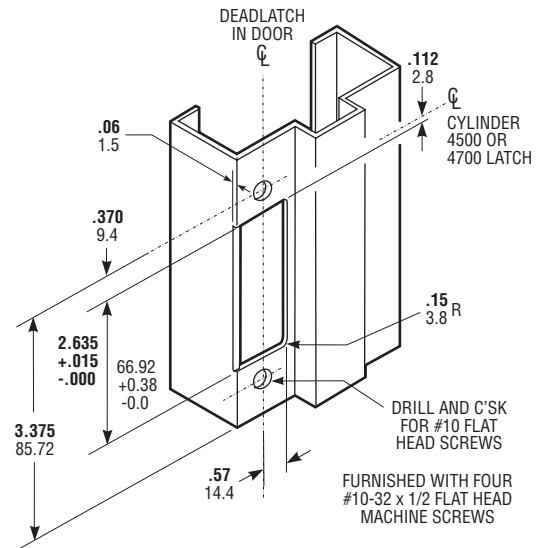
Nominal, subject to tolerance extremes.



4501-02 RADIUS
with Dust Box & Mounting Plate



4502-02 RADIUS
with Dust Box & Mounting Plate



HOW TO ORDER/OPTIONS

Specify quantity, CATALOG NUMBER and DASH NUMBER.
Order wood screws separately.

Catalog No.	Long Type Strike
4501-01	FLAT, with Dust Box and Mounting Plate
4501-02	RADIUS, with Dust Box and Mounting Plate
22-0064-01	FLAT, Strike Plate only
22-0064-02	RADIUS, Strike Plate only

Catalog No.	Short Type Strike
4502-01	FLAT, with Dust Box and Mounting Plate
4502-02	RADIUS, with Dust Box and Mounting Plate
22-0063-01	FLAT, Strike Plate only
22-0063-02	RADIUS, Strike Plate only

Long Lip for Centerhung Door

Replace -01 with:

DASH	FOR CENTER OF:	DIM. "A"
-03	2.25" Wide Jamb	1.125
-05	2.50" Wide Jamb	1.25
-07	2.75" Wide Jamb	1.375
-09	3.00" Wide Jamb	1.50
-11	3.25" Wide Jamb	1.625
-13	3.50" Wide Jamb	1.75
-15	3.75" Wide Jamb	1.875
-17	4.00" Wide Jamb	2.00
-19	4.25" Wide Jamb	2.125
-21	4.50" Wide Jamb	2.25

