

# National Guard Products

## Thresholds



Saddle  
Half Saddle  
Offset  
Carpet Dividers  
Carpet Edges  
Bumper Seal  
Offset Bumper Seal  
Stop Strips  
Elevators  
RCE  
Anchors  
ADA Compliant  
Ramps  
Interlocking Ramps  
Rubber Ramps  
Diamond Tread  
Plate  
Cover Plates  
Floor Closer Covers  
Threshold Assembly  
Parts  
Safety Tread Plates  
Stair Nosings  
Cast Thresholds  
Thermal Barrier  
Residential  
Brass  
Stainless Steel

From the bottom up,  
we have everything

**Finish Information**

Base Metal	Finishes Available: All finishes are not available on all products. Refer to part numbers for availability.				
Aluminum	Mill (AE) ANSI/BHMA 719 (No Suffix)	Clear Anodized ANSI/BHMA 628 NGP Suffix 'A'	Gold Anodized ANSI/BHMA 688 NGP Suffix 'B'	Dark Bronze ANSI/BHMA 710 NGP Suffix 'DKB'	Bright Polished ANSI/BHMA 717 NGP Suffix 'POL'
Architectural Bronze	Dull Brass ANSI/BHMA 720 NGP Suffix 'BR'	Polished Brass ANSI/BHMA 721 NGP Suffix 'BR-POL'	Dark Bronze ANSI/BHMA 722 NGP Suffix 'BR-DKB'	Polished Brass- Lifetime Finish® (Matches US3) NGP Suffix 'BR-POL- Lifetime Finish®	
Stainless Steel	Mill Finish Type 304 #2B NGP Suffix 'SS'	Polished Stainless ANSI/BHMA 629 NGP Suffix 'SS-POL'	Brushed Stainless Type 304 #4 ANSI/BHMA 630 NGP Suffix 'SS-Brushed'		
<p>Note: 'SIA' (Slick It Ain't) and 'Bead Blasted' finishes available on all thresholds <b>POWDERCOAT FINISHES NOW AVAILABLE - SEE PAGE L2 FOR DETAILS</b></p>					

All aluminum extrusions are of alloy 6063 hardness T-5.  
All bronze extrusions are a brass alloy CDA 385 known as "Extruded Architectural Bronze" in the industry.

**Symbols/Legend**



**ADA COMPLIANT** Barrier Free Thresholds meet the requirements of the AMERICANS WITH DISABILITIES ACT ADAAG-1998, and ICC/ANSI A117.1-1998.



**UL10B CLASSIFIED**, complies with NFPA 252 for application to Hollow Metal fire doors rated up to 3 Hrs., and Wood fire doors rated up to 1 1/2 hrs.



**POSITIVE PRESSURE UL10C CLASSIFIED**, Category 'J' listed. Complies with **IBC, UBC7-2 (1997)** for application to Positive Pressure Hollow Metal fire doors rated up to 3 Hrs., and Wood Fire doors rated up to 1-1/2 Hrs.



**SLIP-RESISTANT** NGP 'SIA' (Slick-it-Ain't) textured surface is available on all thresholds. Our process bonds and embeds bits of hot nickel and titanium into the surface of the threshold. This process originally developed for use on aircraft carriers is very skid resistant and will not wear off.



**ANSI/BHMA CERTIFIED**. Certified thresholds comply with A156.21-2001, and are listed in the BHMA Directory of Certified Products.

View our product listings online at [www.ul.com/database/](http://www.ul.com/database/), [www.etlsemko.com/whimark.html](http://www.etlsemko.com/whimark.html) and [www.ngp.com](http://www.ngp.com)



BAR1	T22	R100	T16	411BR	T32	442BR	T39	828	T19	3231	T24	8163	T22
BAR1BR	T35	RO100	T14	412	T6	457	T7	838	T20	3235	T24	8164	T22
1	T13	R125	T16	412BR	T33	458	T7	882	T10	3241	T24	8167	T22
BAR2	T22	RO125	T14	412SS	T30	473BR	T39	883	T10	3504	T23	8170	T22
BAR2BR	T35	R150	T16	413	T4	483BR	T39	883BR	T38	3509	T24	8424	T26
BAR2SST20,	T31	RO150	T14	413BR	T32	484BR	T39	883SS	T31	3510	T23	8424BR	T36
2	T13	R175	T16	413SS	T30	485BR	T38	884	T10	3511	T24	8425	T26
2BR	T35	RO175	T14	414	T8	487BR	T38	884-6	T11	4413	T25	8425BR	T36
BAR3	T22	R200	T16	414-75	T8	512SS	T30	884-7	T11	4424	T25	8426	T26
BAR3BR	T35	RO200	T14	415	T7	513	T4	884-8	T11	4425	T25	8426BR	T36
BAR4	T22	211	T5	415BR	T34	513BR	T32	884BR	T38	4513	T25	8427	T26
BAR4BR	T35	215	T7	416	T8	513SS	T30	884SS	T31	4884	T25	8427BR	T36
4	T13	215BR	T34	417	T8	524	T6	885	T12	4891	T25	8428	T26
4BR	T35	R225	T16	417BR	T37	524BR	T32	885-6	T12	RR5007BL	T15	8428BR	T36
BAR5	T22	RO225	T14	418BR	T37	525	T6	885-7	T12	8134	T23	8429	T26
BAR5BR	T35	R250	T16	419	T6	612SS	T30	887	T10	8135	T9	8429BR	T36
RCE-9	T17	RO250	T14	424	T6	613	T4	888	T12	8136	T13, 23	8430	T26
12V	T29	315	T7	424BR	T33	613SS	T30	890	T10	8136BR	T35	8430BR	T36
RCE-15	T17	315BR	T34	424E	T5	613BR	T32	890BR	T38	8137	T23	8432	T27
20	T29	321	T7	425	T6	653	T8	891	T9	8138	T23	8433	T27
RCE-21	T17	321BR	T34	425BR	T33	654	T19	892	T9	8139	T23	8434	T27
21	T29	322	T7	425E	T5	655	T8	893	T9	8139BR	T35	8434BR	T37
22	T29	322BR	T34	426	T6	656	T8	894	T9	8140	T23	8435	T27
23	T29	323	T7	426BR	T33	657	T19	895	T28, 39	8140BR	T35	8435BR	T37
25	T29	324	T7	426E	T5	658	T19	895BR	T39	8141	T23	8436	T27
RCE-30	T17	324BR	T34	427	T6	659	T8	896	T11	8141BR	T35	8436BR	T37
30	T29	325	T7	427BR	T33	700E	T13	896BR	T38	8142	T22	8437	T27
RR42	T15	325BR	T34	427E	T5	712SS	T30	896SS	T31	8142BR	T35	8437BR	T37
R50	T16, 18	327	T7	428BR	T33	713	T4	897	T9	8143	T22	8472	T6
RO50	T14	327BR	T34	428E	T5	713BR	T32	913	T4	8143BR	T35	RCE	T13
57	T13	350	T7	429E	T5	713SS	T30	950	T11	8144	T22		
58	T13	350BR	T34	429BR	T33	720	T13	951	T18	8144BR	T35		
58BR	T33	403	T8	430E	T5	721	T13	953	T18	8145	T22		
R75	T16	404	T8	430BR	T33	803	T10	954	T18	8145BR	T35		
RO75	T14	404-75	T8	432	T28	804	T10	955	T18	8146	T22		
80	T28	404BR	T37	432BR	T39	813	T4	RR952	T15	8146BR	T35		
80B	T39	405	T29	435	T28	813BR	T32	957	T18	8147	T22		
81	T28	406	T29	437	T28	814	T20	959	T18	8148	T22		
81B	T39	408	T4	439	T28	814SS	T20, 31	960	T18	8149	T22		
82	T28	409	T8	440	T28	818	T20	961	T18	8150	T22		
83	T28	410	T4	442	T28	818BR	T34	962	T18	8151	T23		
83BR	T39	411	T4	442-5	T28	818SS	T20, 31	1013	T4	8152	T23		

ANSI/BHMA

The following chart interprets ANSI/BHMA numbers allowing selection of proper type of products. For products that meet ANSI/BHMA Standards, look for the BHMA certified logo next to the product in our catalog. For a complete listing refer to the BHMA Directory of Certified Products.

**Thresholds: ANSI/BHMA A156.21 (2001)**

J First Letter	1 Material	2 Configuration	3 Surface	4 Description	5 Description
The letter "J" indicates the section is architectural door trim, Thresholds	1. Architectural Extruded Brass or Bronze 3. Aluminum 5. Stainless Steel	1. Compressing Top 2. Flat Saddle 3. Half Saddle 4. Interlocking 5. Rabbeted/latching/Panic 6. Rabbeted/latching/Panic w/gasket 7. Plate 8. Ramped 9. Saddle for floor closer. 0. None designated	1. Fluted 2. Fluted w/abrasive 3. Smooth 4. Smooth w/abrasive	1. Applied Stop 2. Applied Stop w/ gasket 3. Barrier Free 4. Carpet Separator 5. Ends Mitered 6. Expansion Assembly 7. Hook Strip Applied to door 8. Offset 9. Thermal Barrier 0. None Designated	1. Applied Stop 2. Applied Stop w/ gasket 3. Barrier Free 4. Carpet Separator 5. Ends Mitered 6. Expansion Assembly 7. Hook Strip Applied to door 8. Offset 9. Thermal Barrier 0. None Designated

E-mail: [ngpinfo@ngpinc.com](mailto:ngpinfo@ngpinc.com)

[www.ngp.com](http://www.ngp.com)

All thresholds this page.

- mill finish aluminum
- DKB - aluminum dark bronze finish



**NON-SLIP SURFACE**  
All thresholds are available with a slip resistant, non-skid surface for better traction.

Specify SIA finish.





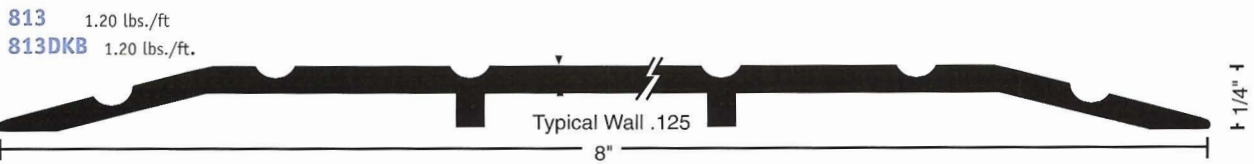


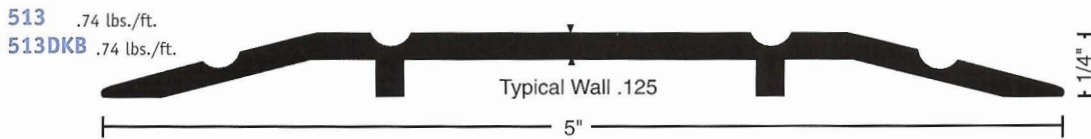
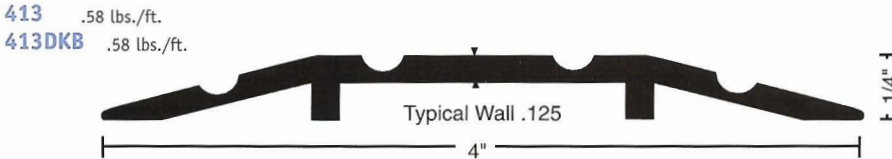
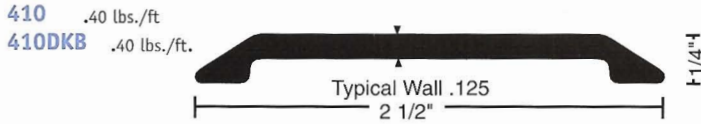
Drilling and notching details should be included with order.

#10 x -1-1/2" FH zinc plated wood screws are included on mill finish thresholds. Chemically treated stainless steel screws are provided to match DKB finish.

1/2" added to thresholds under 61"  
1" added to thresholds over 61"



All drawings are actual size except as noted.

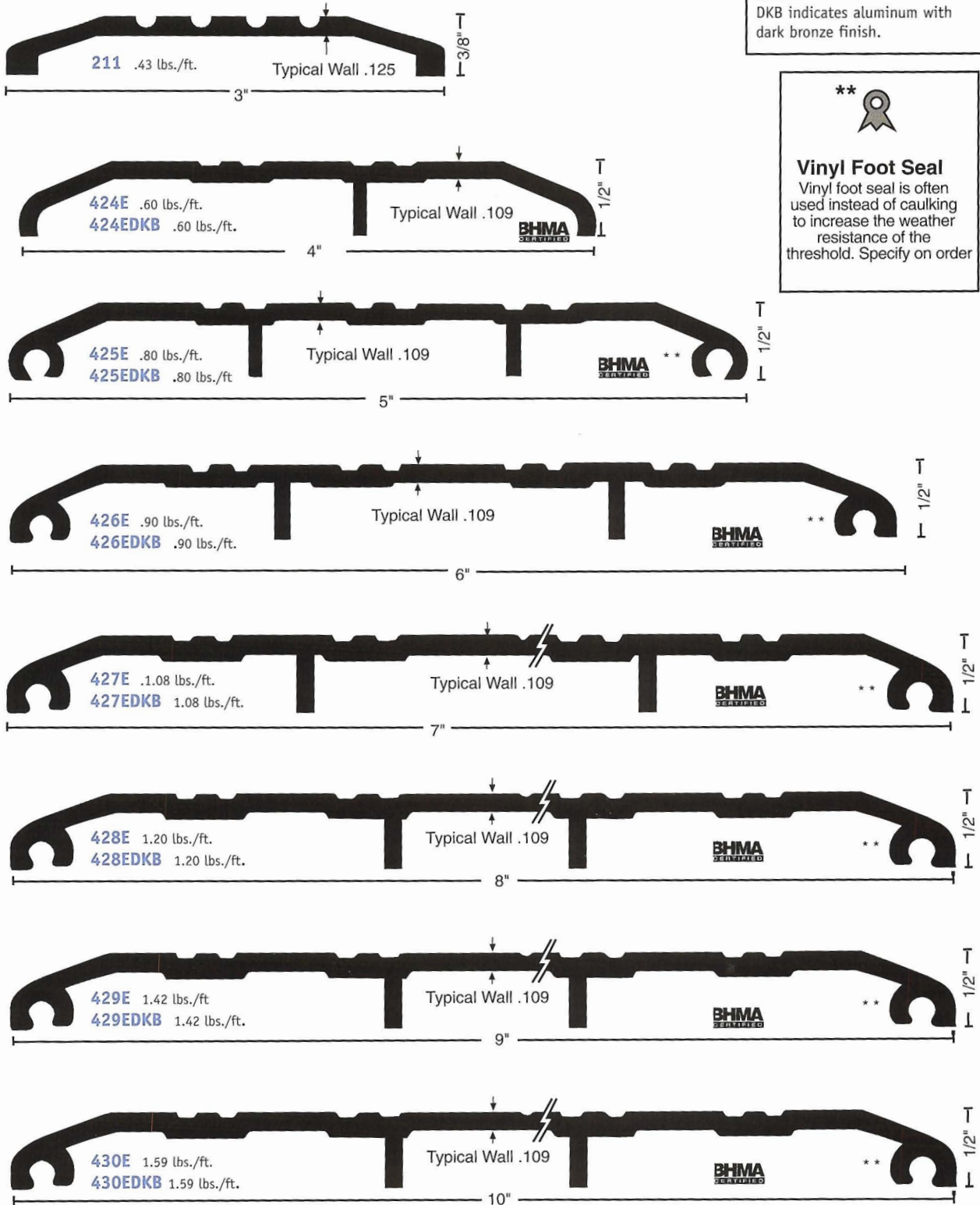


All drawings are actual size except as noted.

All thresholds this page.

All thresholds are aluminum mill finish  
DKB indicates aluminum with dark bronze finish.

**\*\***   
**Vinyl Foot Seal**  
Vinyl foot seal is often used instead of caulking to increase the weather resistance of the threshold. Specify on order



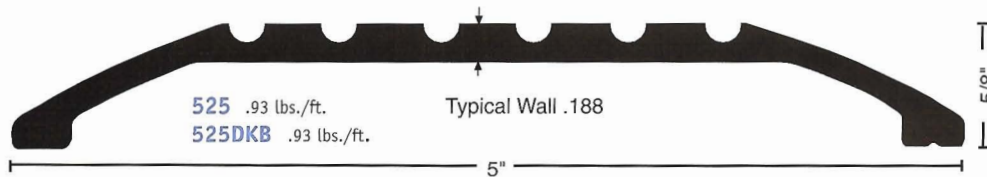
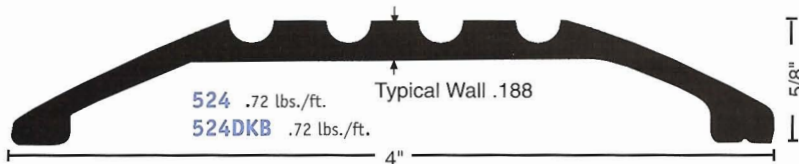

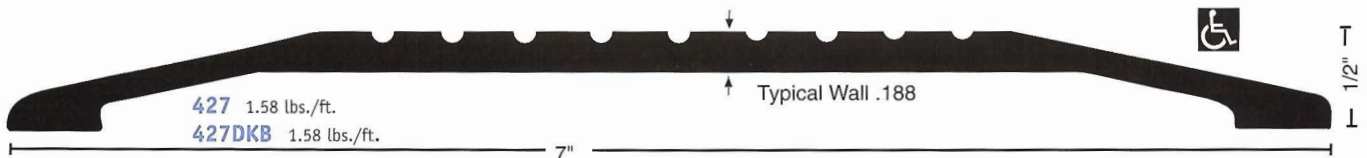

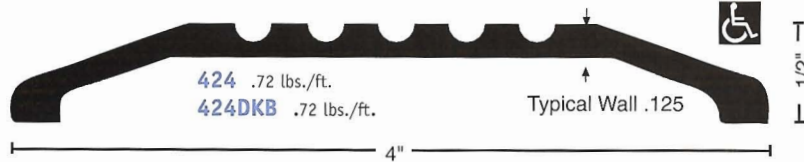
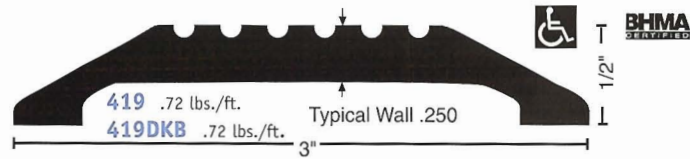
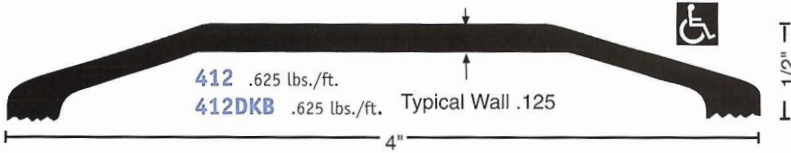
E-mail: [ngpinfo@ngpinc.com](mailto:ngpinfo@ngpinc.com)

[www.ngp.com](http://www.ngp.com)



Saddle Thresholds

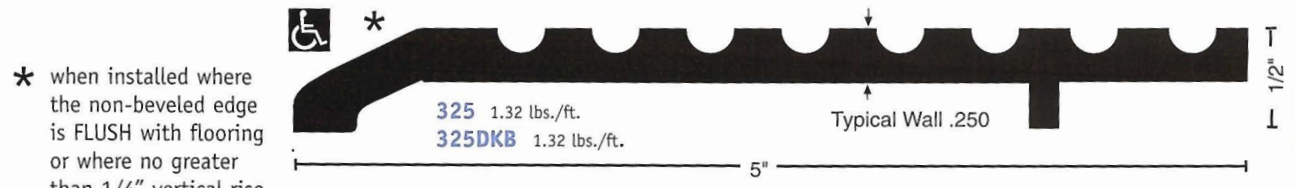
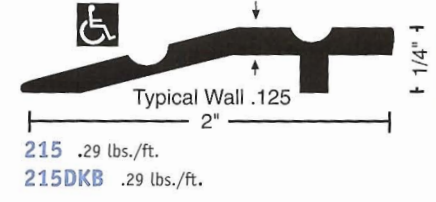
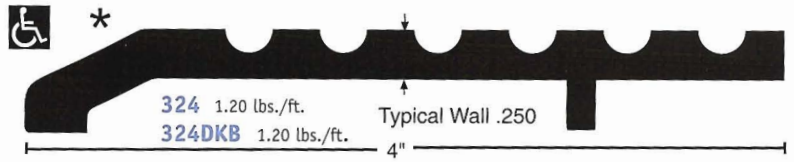
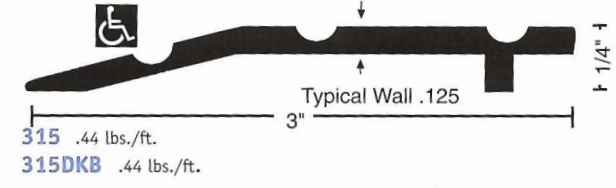
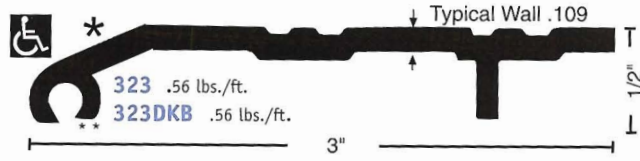
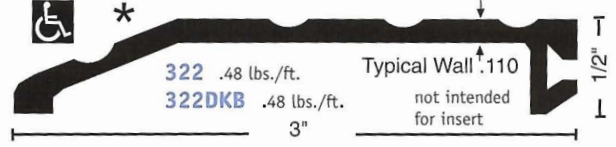

All thresholds this page.



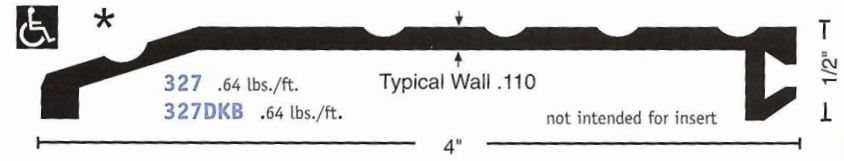
Thresholds are aluminum mill finish  
DKB indicates aluminum with dark bronze finish.

All drawings are actual size except as noted.


All thresholds this page.



\* when installed where the non-beveled edge is FLUSH with flooring or where no greater than 1/4" vertical rise occurs.


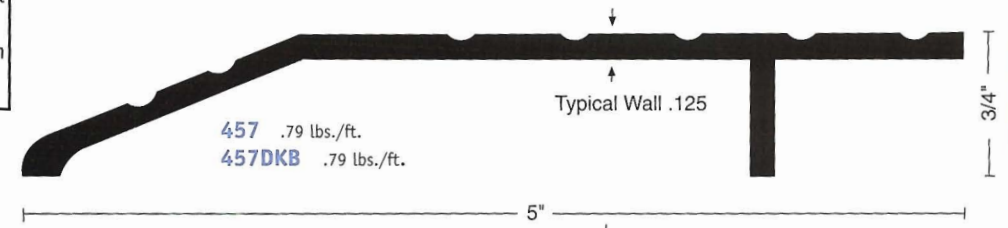
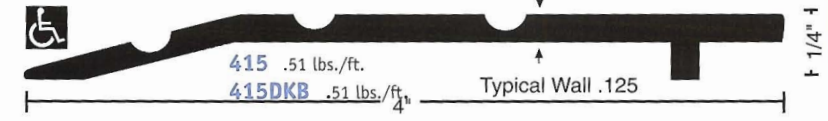


\*\* **Vinyl Foot Seal**  
Vinyl foot seal is often used instead of caulking to increase the weather resistance of the threshold. Specify on order.



Thresholds are aluminum mill finish  
DKB indicates aluminum with dark bronze finish.

All drawings are actual size except as noted.

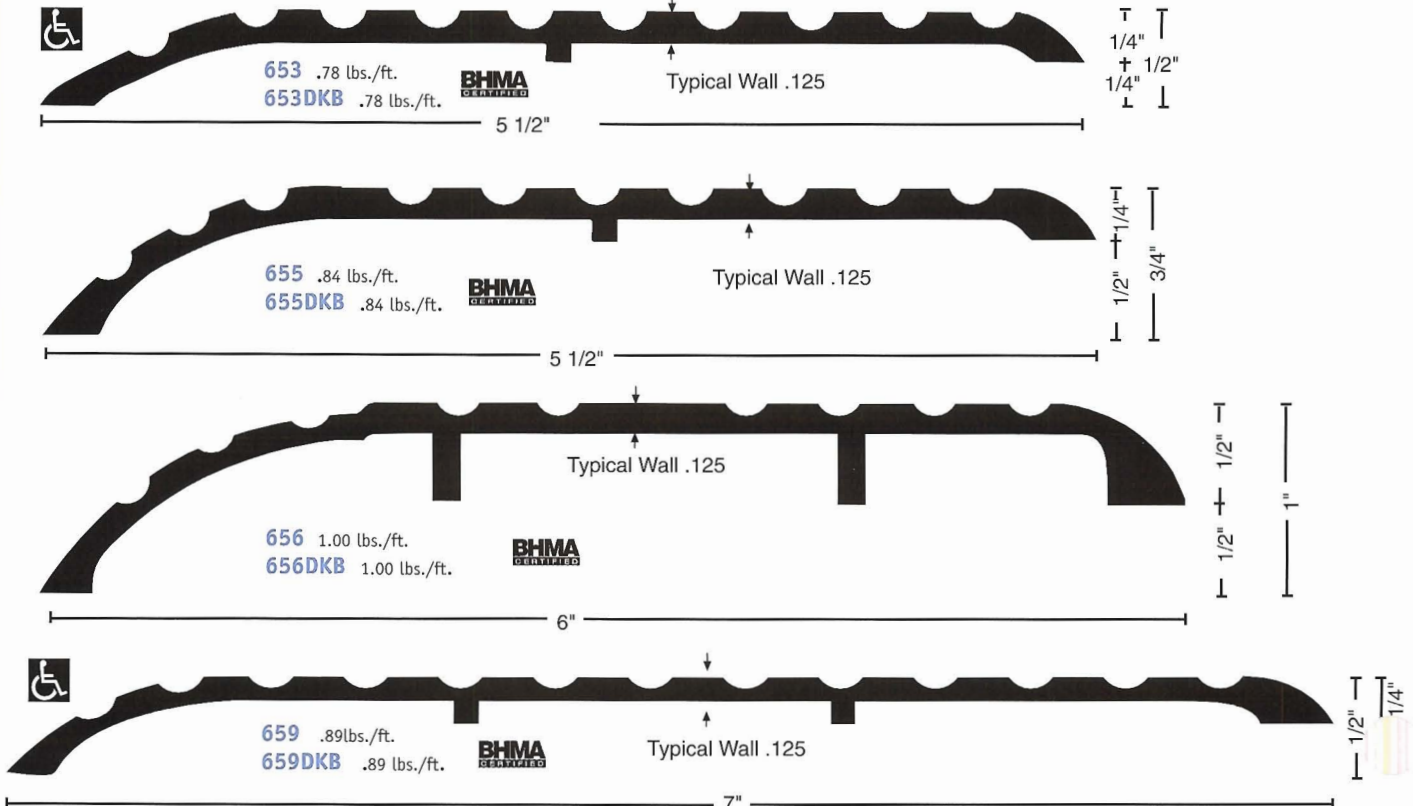


E-mail: [ngpinfo@ngpinc.com](mailto:ngpinfo@ngpinc.com)

[www.ngp.com](http://www.ngp.com)

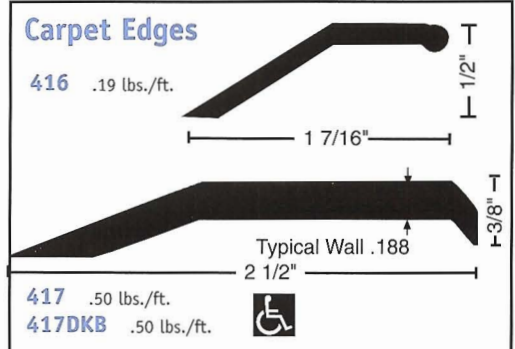
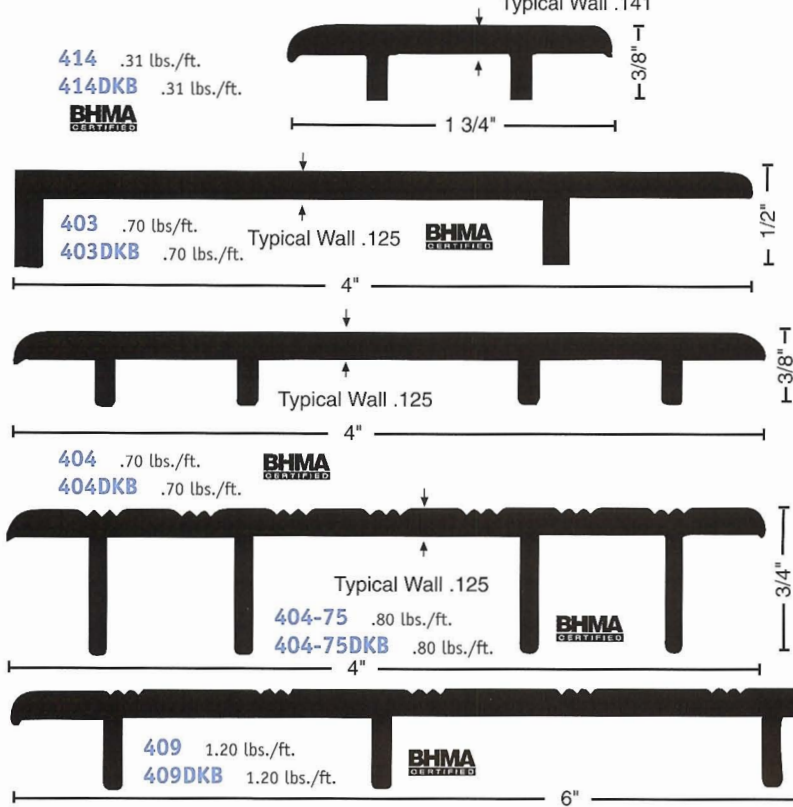
Offset Thresholds

All products this page.

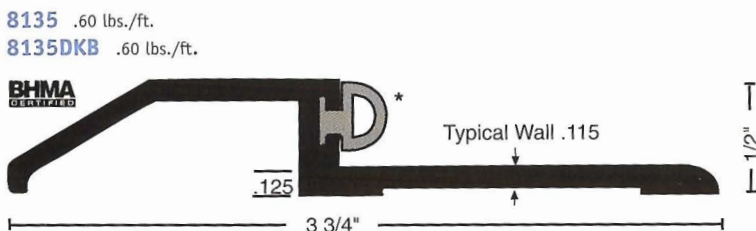
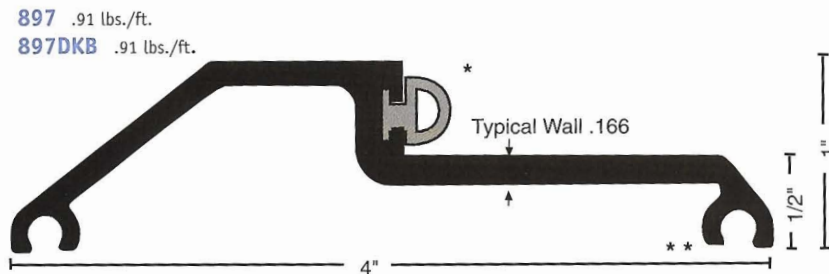
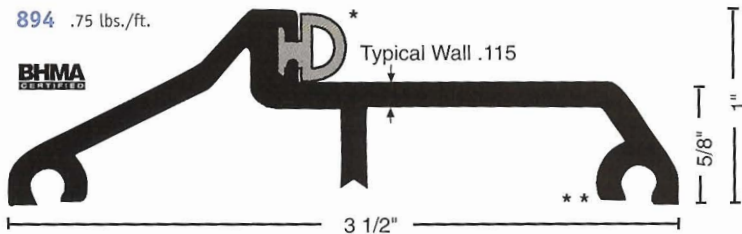
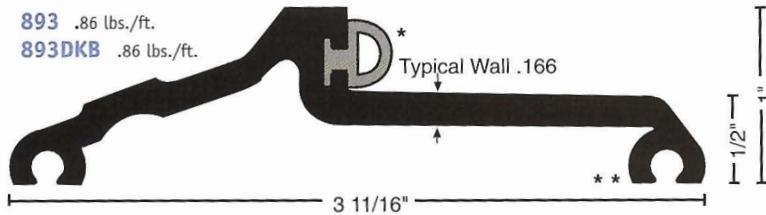
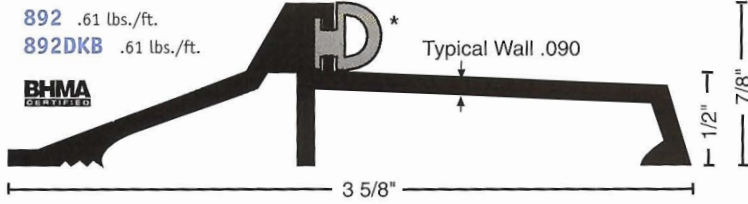
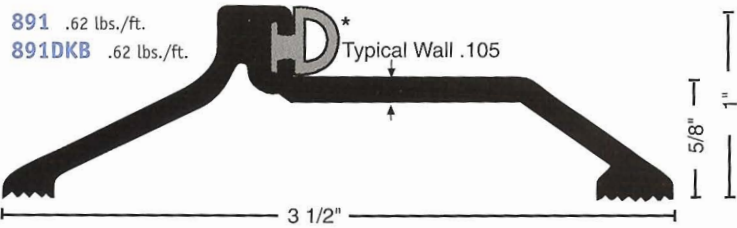


Carpet Dividers/Carpet Edges

**Carpet Dividers**







10C All products this page.

1/2" added to thresholds under 61"  
1" added to thresholds over 61"

**\* Bumper Seal**

Bumper seal provides a seal against the door and increases the weather resistance of the threshold.

Vinyl ("V") supplied unless other material is specified.

Options:  
Neoprene ("N"),  
Pile ("P"),  
Silicone ("S").

**BHMA**  
CERTIFIED

**\*\* Vinyl Foot Seal**

Vinyl foot seal is often used instead of caulking to increase the weather resistance of the threshold. Specify on order.

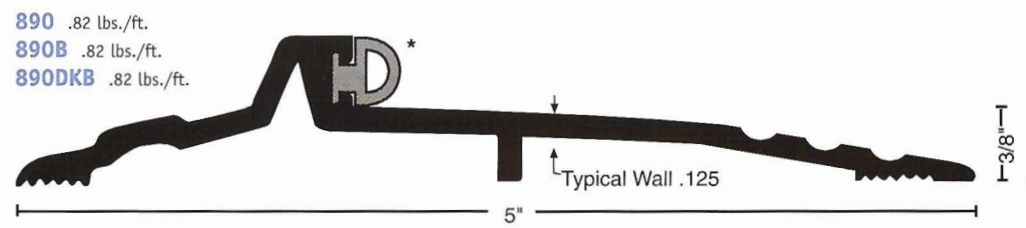
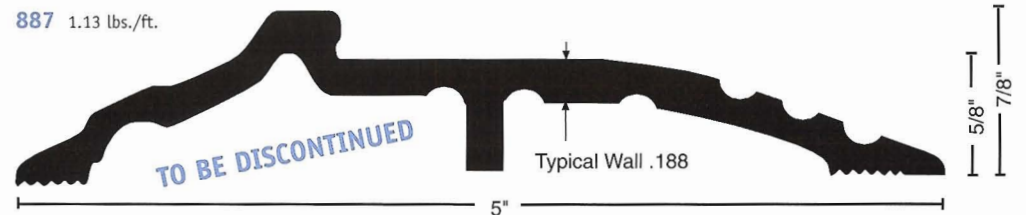
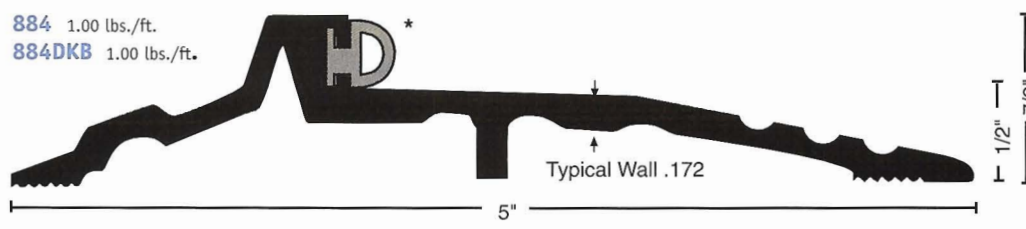
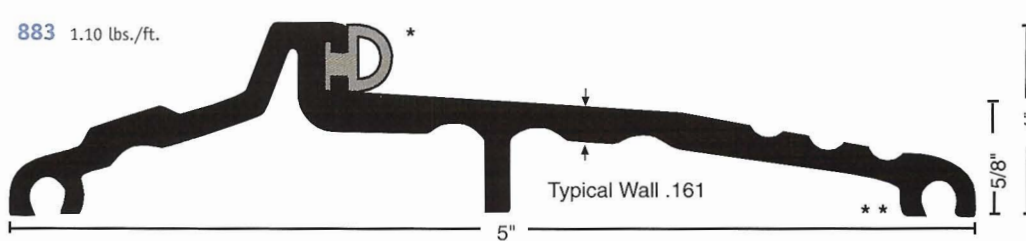
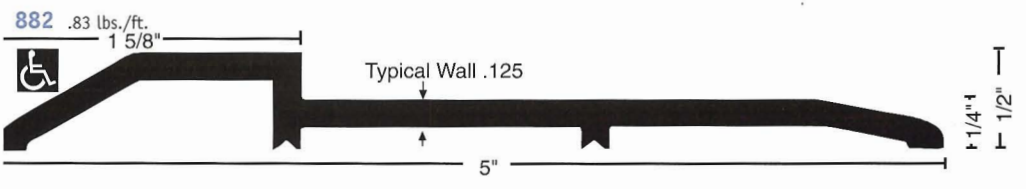
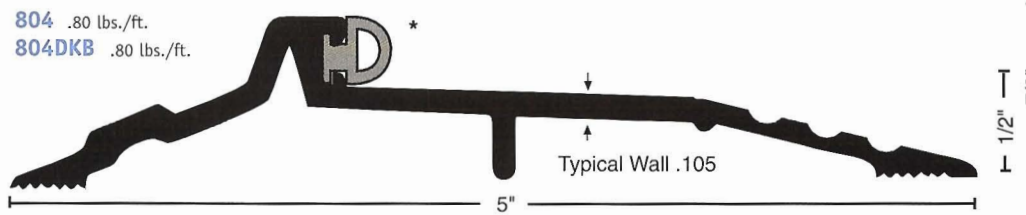
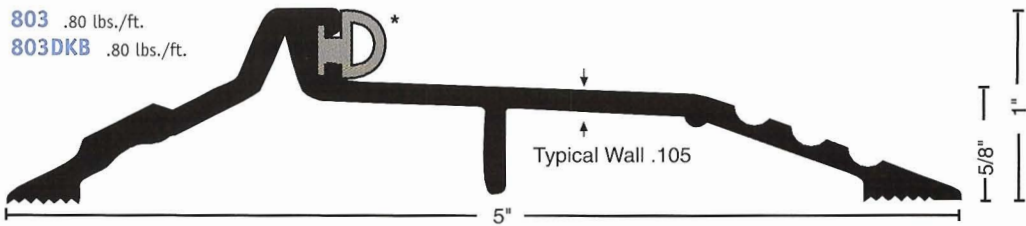
#10 x 1-1/2" FH zinc plated wood screws are included on mill finish thresholds.  
Chemically treated stainless steel screws are provided to match DKB finish.

All drawings are actual size except as noted.



Bumper Seal Thresholds

10C BHMA All thresholds this page.



All drawings are actual size except as noted.

**HD Bumper Seal**  
Bumper seal provides a seal against the door and increases the weather resistance of the threshold.  
Vinyl ("V") supplied unless other material is specified.  
Options: Neoprene ("N"), Pile ("P"), Silicone ("S").  
BHMA logo

**\*\* Vinyl Foot Seal**  
Vinyl foot seal is often used instead of caulking to increase the weather resistance of the threshold. Specify on order.

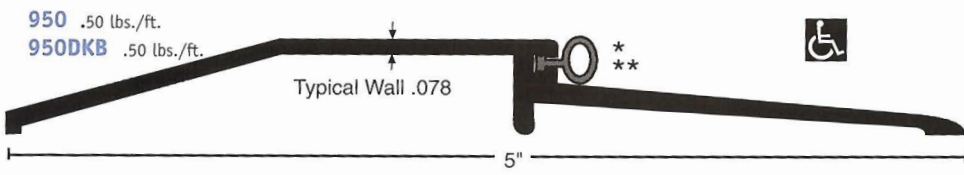
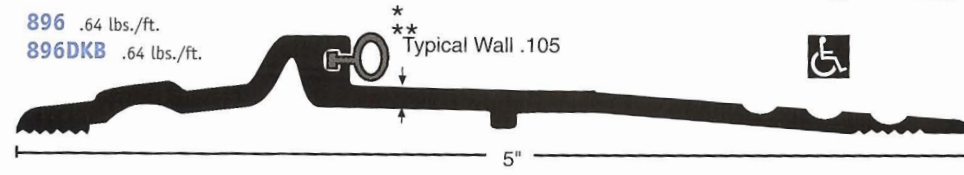
#10 x 1-1/2" FH zinc plated wood screws are included on mill finish thresholds. Chemically treated stainless steel screws are provided to match DKB finish.

Call NGP for special pricing on 887 while supplies last.

**ADA COMPLIANT BUMPER SEAL THRESHOLDS**

All drawings are actual size except as noted.

All thresholds this page.



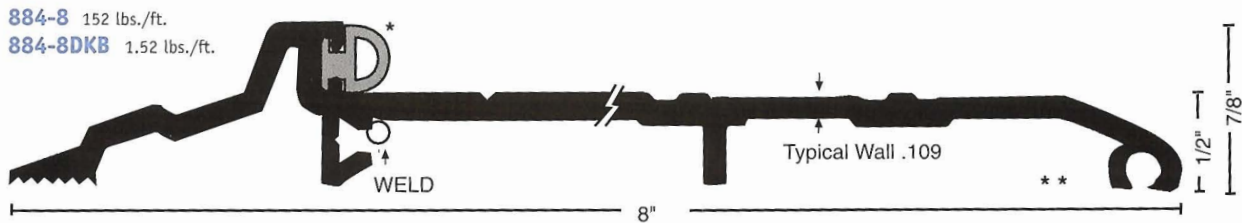
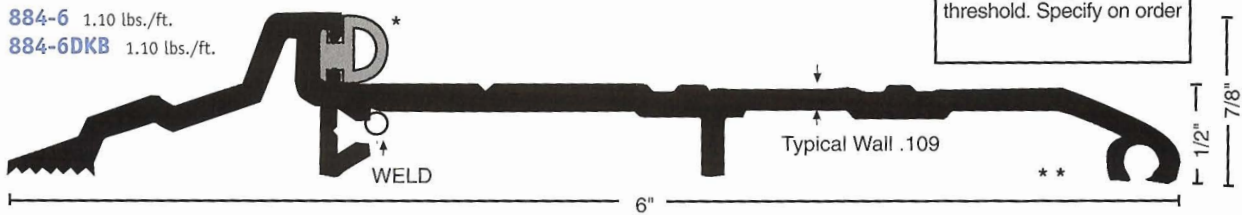
Excellent for use with Automatic Door Bottom

**SLIP RESISTANT SURFACE**  
All thresholds are available with a slip resistant, non-skid surface. Specify "SIA" finish.

**Bumper Seal**  
Bumper seal provides a seal against the door and increases the weather resistance of the threshold.  
Vinyl ("V") supplied unless other material is specified.

Options:  
Neoprene ("N"),  
Pile ("P"),  
Silicone ("S").  
\*\*Pile insert not available

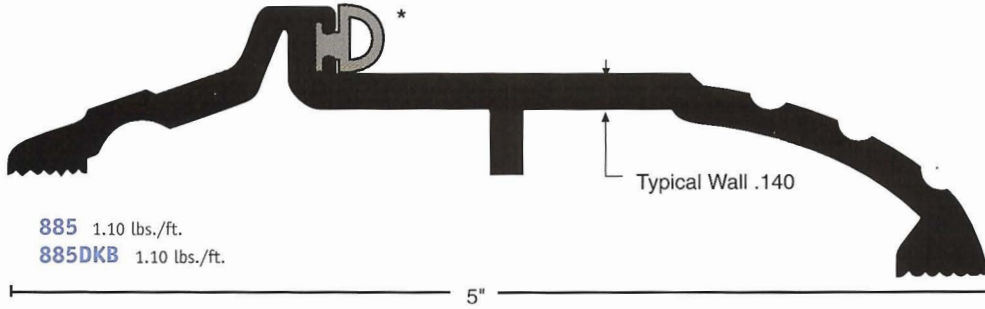
**Vinyl Foot Seal**  
Vinyl foot seal is often used instead of caulking to increase the weather resistance of the threshold. Specify on order



1/2" added to thresholds under 61"  
1" added to thresholds over 61"

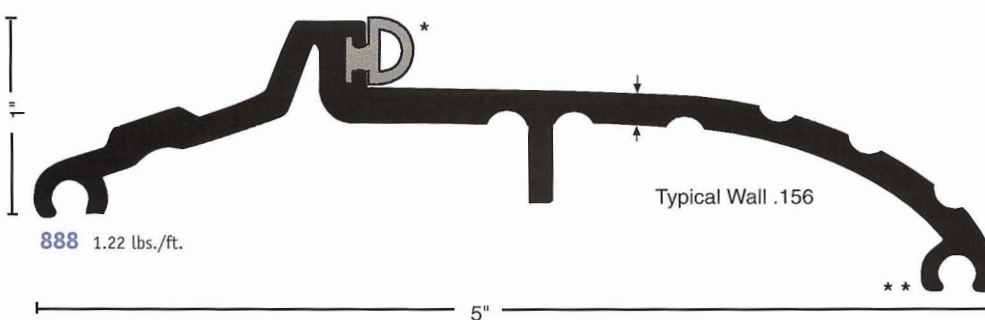
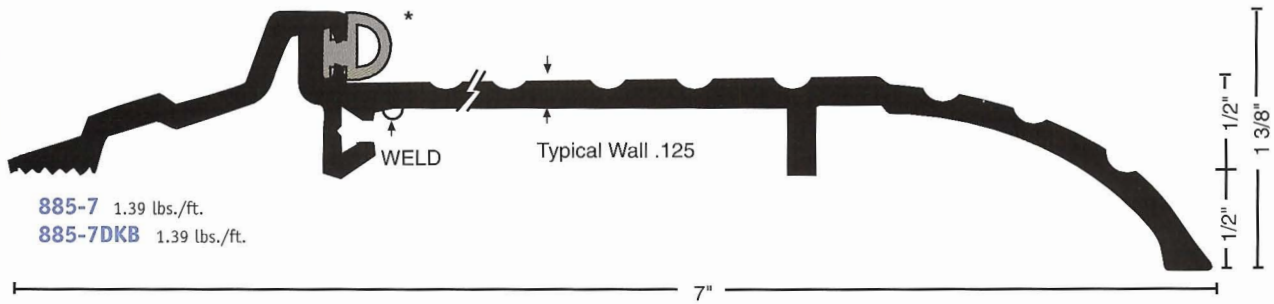
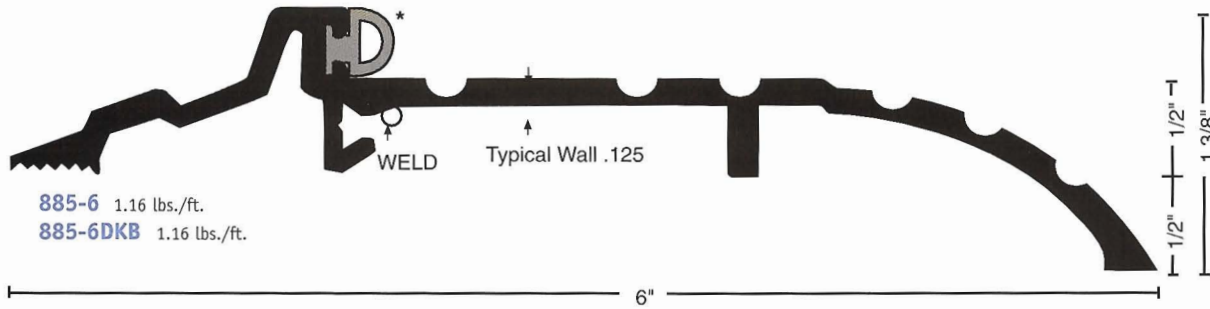
All products this page.

All drawings are actual size except as noted.



**\* D Bumper Seal**  
Bumper seal provides a seal against the door and increases the weather resistance of the threshold.  
Vinyl ("V") supplied unless other material is specified.

Options:  
Neoprene ("N"),  
Pile ("P"),  
Silicone ("S").



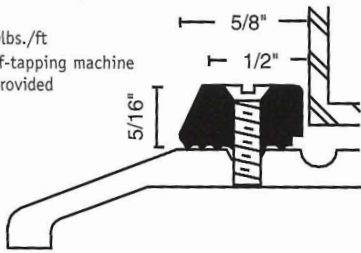
**\*\***

**Vinyl Foot Seal**  
Vinyl foot seal is often used instead of caulking to increase the weather resistance of the threshold. Specify on order

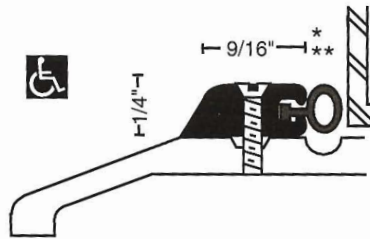
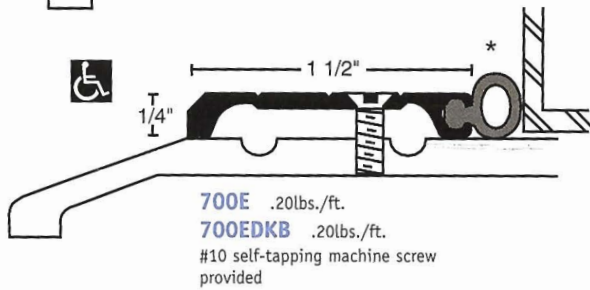
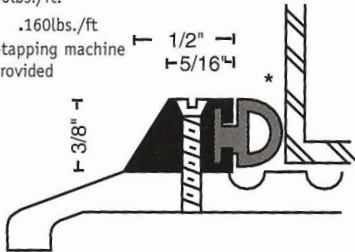
For custom offset thresholds, utilize our assembly parts (Pages T22-T23)  
or Fax sill detail to our Technical Services Department.

### Stop Strips

**1** .20lbs./ft.  
#10 self-tapping machine screw provided



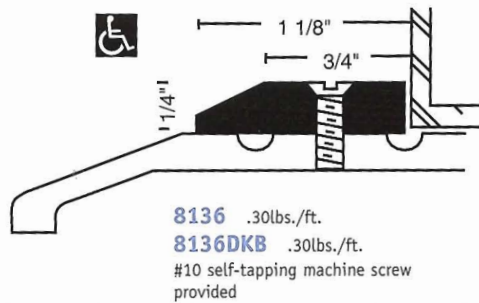
**2** .160lbs./ft.  
**2DKB** .160lbs./ft.  
#6 self-tapping machine screw provided



All stop strips this section

**\* Bumper Seal**  
Bumper seal provides a seal against the door and increases the weather resistance of the threshold.  
Vinyl ("V") supplied unless other material is specified.

Options:  
Neoprene ("N"),  
Pile ("P"),  
Silicone ("S").  
\*\*Pile insert not available



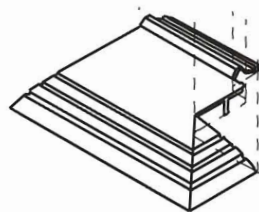
### Elevators

All products this section

Elevators are used in conjunction with thresholds to increase the rise of the threshold or accommodate offset floor conditions.



### Return Closed Ends

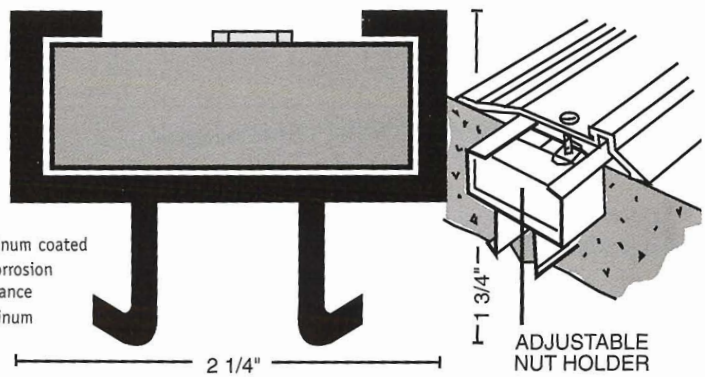


RCE's on mitered ends are offered as an option to most beveled edge thresholds. The threshold is miter cut on a 45° angle and returned to the face of the frame for a neat, clean and finished appearance to the opening. Specify "RCE".

### Threshold Anchor

Avoid drilling in concrete by specifying a 720 or 721 threshold anchor. These anchors are set when the concrete is poured and will allow the most secure installation. When ordering your thresholds, note: drill for 720 or 721 anchor.

**720** Aluminum coated for corrosion resistance  
**721** Aluminum



F-mail: [ngpinfo@ngpinc.com](mailto:ngpinfo@ngpinc.com)

[www.ngp.com](http://www.ngp.com)



ADA Compliant Interlocking Ramps



Slope = 1:12

\*Available with slip resistant surface

- Specify "SIA" Finish



Illustrations shown at 50%



All aluminum products these 2 pages.


**Interlocking Rubber Ramps**



Ramp Slope = 1:12

Supplied with beveled ends - (end slope = 1:2). Specify if straight cut is required. Rubber ramps sections may be combined with aluminum ramp components for higher rises, or with 6" flat aluminum interlocking threshold #957 (page T18) for various offset conditions. Black silicone adhesive available to secure ramps without fasteners.

Specify **RR5007BL**, each tube will secure 2 ramps  
12" wide x 36" long (6 square feet.)



- mill finish aluminum
- DKB - dark bronze finish



**Interlocking Ramps**



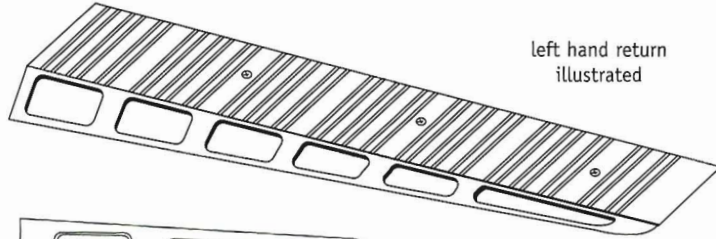


**Return Closed Ends for Ramps**

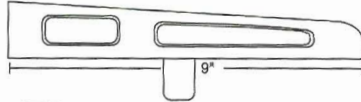
Return closed ends provide an attractive finished appearance to ramps. They are available in several lengths and can be trimmed to accommodate any size ramp assembly. RCE's are also available with slip resistant surface. Specify "SIA" finish.



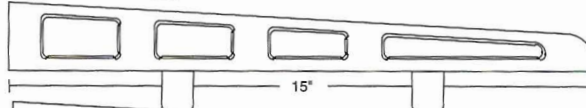
left hand return illustrated



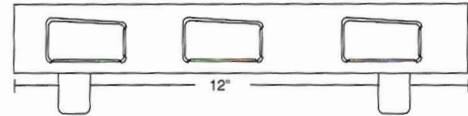
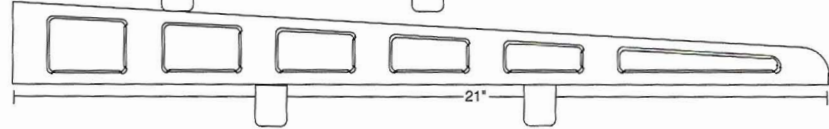
RCE-9  
RCE-9DKB



RCE-15  
RCE-15DKB



RCE-21  
RCE-21DKB



RCE-30 (includes RCE-21 + 12" extension)  
RCE-30DKB (includes RCE-21 + 12" extension)



**Slip Resistant Surface**



Available with abrasive surface for better traction and slip resistance. Specify "SIA" finish.

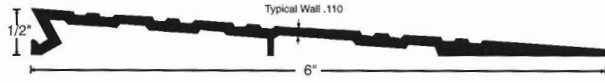
- mill finish aluminum
- DKB - dark bronze finish

**Ramps Required for Compliance with either**

- \* Americans with Disabilities Act Accessibility Guidelines (ADAAG) - 1998
- \* ICC/ANSI A117.1-1998 Accessible and Usable Buildings or Facilities

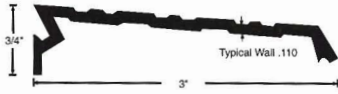
**Requires:**

- \* Maximum Threshold Height = 1/2"
- \* Thresholds above 1/4" must be beveled with a slope no greater than 1:2
- \* Height changes over 1/2" requires use of a ramp with slope not steeper than 1:12
- \* The rise for any ramp run shall be 30 inches maximum




**R50** .94 lbs./ft.  
**R50DKB** .94 lbs./ft.


All products this page  
  
 When installed as part of interlocking ramp assembly.



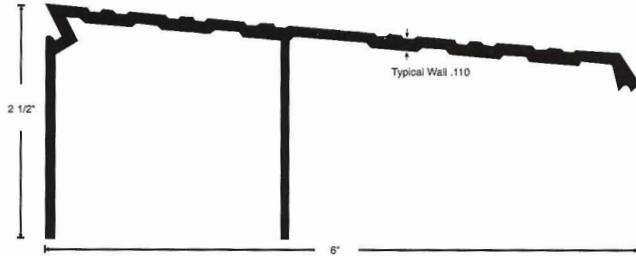
**953** .69 lbs./ft.  
**953DKB** .69 lbs./ft.



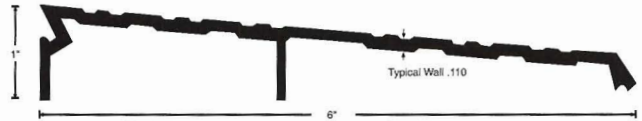
**955** .71 lbs./ft.  
**955DKB** .71 lbs./ft.



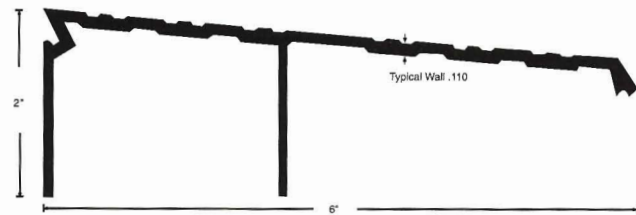
**951** .71 lbs./ft.  
**951DKB** .71 lbs./ft.



**960** 1.76 lbs./ft.  
**960DKB** 1.76 lbs./ft.




**954** 1.12 lbs./ft.  
**954DKB** 1.12 lbs./ft.



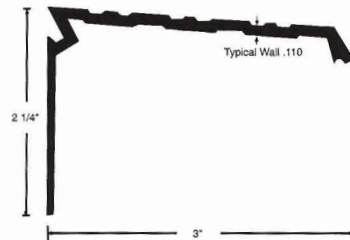
**961** lbs./ft.  
**961DKB** lbs./ft.



**957** .93 lbs./ft.  
**957DKB** .93 lbs./ft.



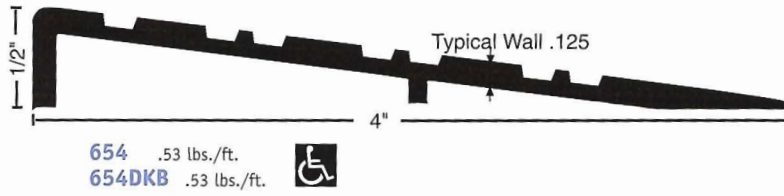
**962** lbs./ft.  
**962DKB** lbs./ft.



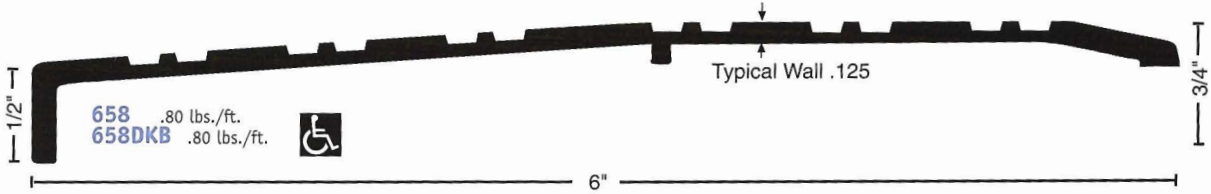
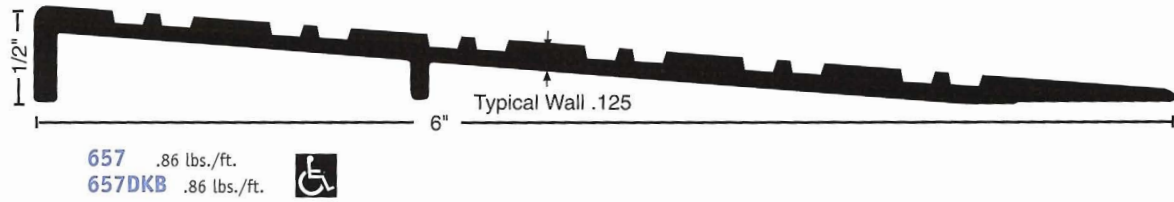
**959** .79 lbs./ft.  
**959DKB** .79 lbs./ft.

**Ramps**

All ramps this section




Available with slip resistant surface  
Specify "SIA" Finish



**Diamond Tread Plate**

- \* 1/8" thick bright-finish aluminum
- \* Edges beveled unless otherwise specified
- \* Provided undrilled, unless a custom drilling detail is provided
- \* #10 x 1 1/2 wood screws are supplied as standard
- \* Minimum width 2"
- \* Great for use as cover plate for expansion joint, custom ramps, bulkhead saddle, or custom threshold.
- \* Welding not recommended. Bar or custom supports may be shipped loose.
- \* This item is made to order and is non-returnable and non-cancelable once fabricated.



828

Maximum width 48"  
Maximum length 144"




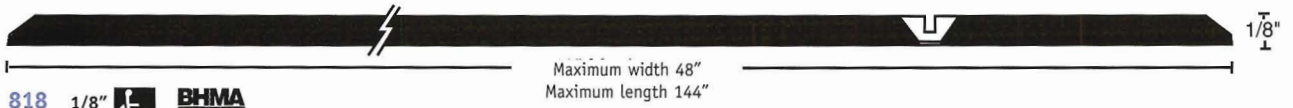
### Cover Plates - Aluminum

All cover plates are custom made to order. Non-returnable, non cancelable once fabricated.

- \* Primarily for expansion joint covers but can be used anywhere if extra width and strength are required.
- \* Manufactured through a rolled process providing extra durability.
- \* PVC coating applied to protect the finish during shipping and installation.
- \* Minimum width - 2" on 818, 3" on 814 and 4" on 838.
- \* Edges are beveled unless otherwise specified.
- \* Plates come undrilled although custom drilling is available with your detail.
- \* #10 x 1 1/2" wood screws are supplied as standard.
- \* Also available in **stainless steel** (page 31) and **solid brass** (page 34)

**BHMA CERTIFIED**

**Slip Resistant Surface**  
Available with abrasive surface for better traction and slip resistance. Specify "SIA" finish.





### Cover Plate -Stainless Steel

- \* #304 Stainless steel material, mill finish #2B
- \* PVC coating applied to protect the finish during shipping and installation.
- \* Square cut edges furnished standard. Specify if beveled edge is required.
- \* Plates come undrilled although custom drilling is available with your detail.
- \* Minimum width 3" on 818SS and 4" on 814SS.

All items this section. **BHMA CERTIFIED**

**10C**



**BHMA CERTIFIED**

**Slip Resistant Surface**  
Available with abrasive surface for better traction and slip resistance. Specify "SIA" finish.

## Floor Closer Covers

Thresholds can be fabricated for use with any floor closer. They are available in aluminum, bronze, or stainless steel in several finishes including slip resistant (SIA) finish. When ordering specify the following:

- \*Type x number (i.e. Type 3 x 427E)
- \*Material and finish
- \*Door opening width
- \*Door thickness if other than 1 3/4"
- \*Handing (Door Handing)
- \*Closer manufacturer
- \*Closer model number

### TYPES 1, 3, & 4

	ALUMINUM	ARCHITECTURAL BRONZE
1/2" x 7"	427E	427BR
1/2" x 8"	428E	428BR
1/4" x 7"	713	713BR
1/4" x 8"	813	813BR
1/2" x 9"	429E	
1/2" x 10"	430E	
1/4" x 9"	913	
1/4" x 10"	1013	

### TYPE 5

	ALUMINUM	ARCHITECTURAL BRONZE
1/2" x 7"x 4"	427E x 424E	427BR x 424BR
1/4" x 7"x 4"	713 x 413	713BR x 413BR
1/2" x 8"x 5"	428E x 425E	428BR x 425BR
1/4" x 8"x 5"	813 x 513	813BR x 513BR

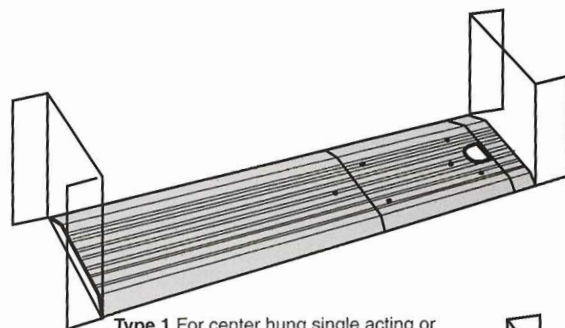
Other thresholds and assembly parts may be prepped for floor closers. Consult factory for custom layouts or applications.

#### Special Finishes available

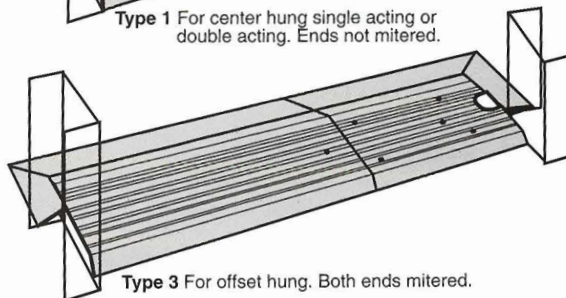
- \* polished
- \* oil-rubbed bronze (US10B, 613)
- \* Slip resistant SIA (Slick It Ain't)

#### Stainless Steel available

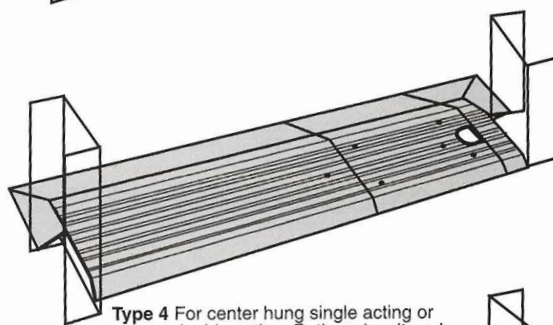
- \* Specify type x stainless steel threshold model number
- \* Mill finish standard
- \* Brushed (US32D, 630) or Polished (US32, 629) optional



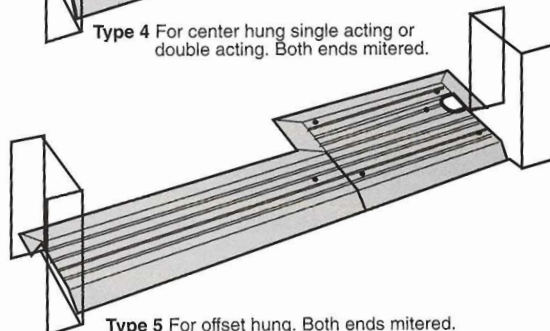
Type 1 For center hung single acting or double acting. Ends not mitered.



Type 3 For offset hung. Both ends mitered.



Type 4 For center hung single acting or double acting. Both ends mitered.



Type 5 For offset hung. Both ends mitered.



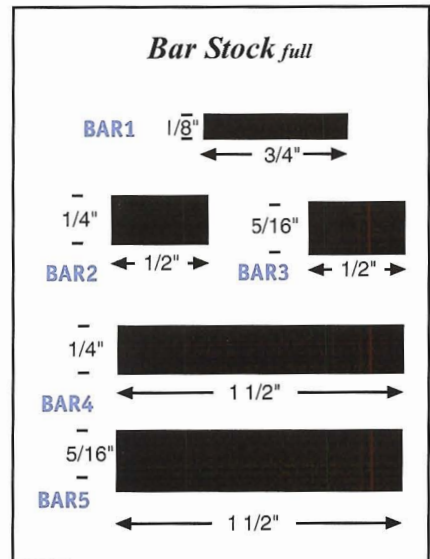
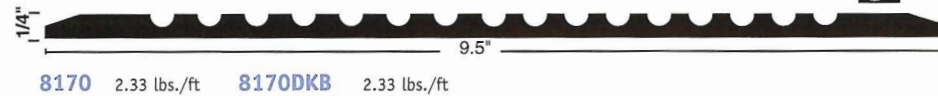
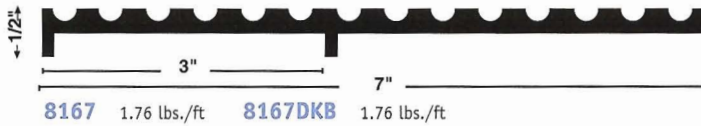
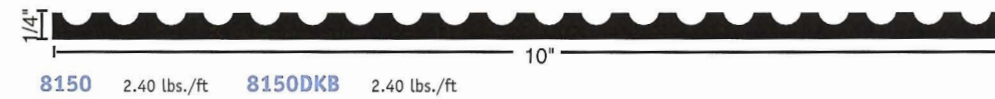
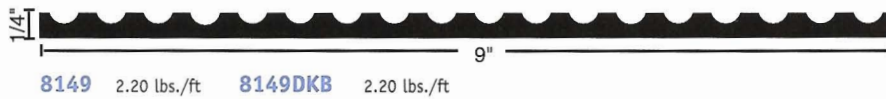
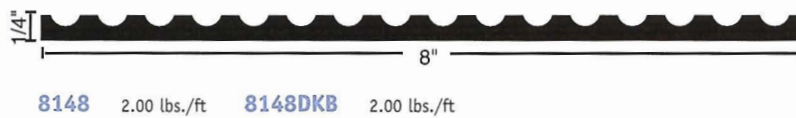
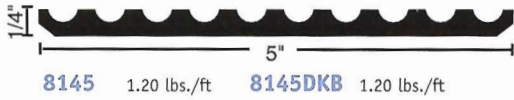
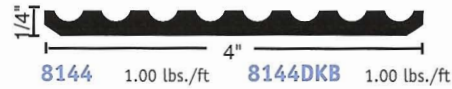


Assembly parts allow you to choose from various height and/or width components to build custom thresholds to meet special job requirements.

Select the proper height edge parts. Select the appropriate center plate to obtain the width needed. Two or more plates may be butted together to make various widths. Support the center plates with bar stock supports at joints and additional support for wider assemblies.

Assembly plates may be used fluted or smooth side up. Slip resistant finish (SIA) can be applied to all components.

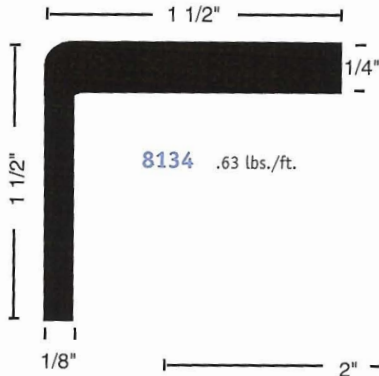

Assembly parts may be furnished separately for field assembly or welded into one piece units in our fabrication shop. They are supplied undrilled unless a template is provided. Ripping and beveling options are available. All custom fabricated assemblies have a tolerance of +/- 1/16".




illustrations shown at 50%

Thresholds are aluminum mill finish  
DKB indicates aluminum with dark bronze finish.

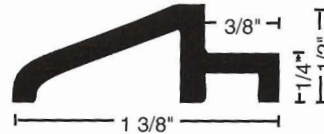
**Edge Parts**



**8134** .63 lbs./ft.




**8136** .30 lbs./ft.  
**8136DKB** .30 lbs./ft.




**8137** .26 lbs./ft.  
**8137DKB** .26 lbs./ft.



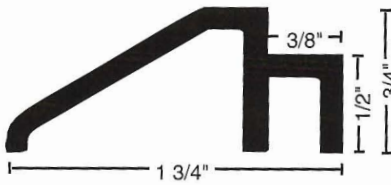
**8138** .27 lbs./ft.



**8139** .44 lbs./ft.  
**8139DKB** .44 lbs./ft.



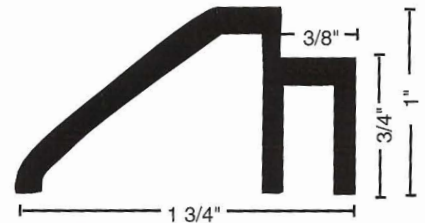
**8140** .28 lbs./ft.  
**8140DKB** .28 lbs./ft.



**8141** .34 lbs./ft.  
**8141DKB** .34 lbs./ft.




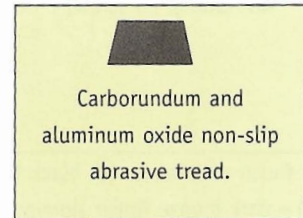
**8151** .32 lbs./ft.  
**8151DKB** .32 lbs./ft.



**8152** .44 lbs./ft.  
**8152DKB** .44 lbs./ft.

**Safety Tread Plates**

- \* Non-slip abrasive tread material is a blend of carborundum and aluminum oxide, bonded and locked into the aluminum tread base.
- \* Treads exceed ADA requirements for coefficient of friction tested to ASTM F-609-79 and MIL-D-23003A. The coefficient of friction for NGP safety tread plates is .94 dry and .86 wet.
- \* Furnished undrilled, unless a template is provided.
- \* Select desired plate and edge parts
- \* Can be furnished separate for field assembly, or welded into one piece unit.
- \* Treads can NOT be ripped to narrower width.
- \* Safety treads are manufactured to order and are non-cancelable and non-returnable.



**3510** 4.15 lbs./ft.  
**3510DKB** 4.15 lbs./ft.



**3504** 1.6 lbs./ft.  
**3504DKB** 1.6 lbs./ft.

Mill finish aluminum with black tread  
DKB = dark bronze finish aluminum  
with dark brown tread

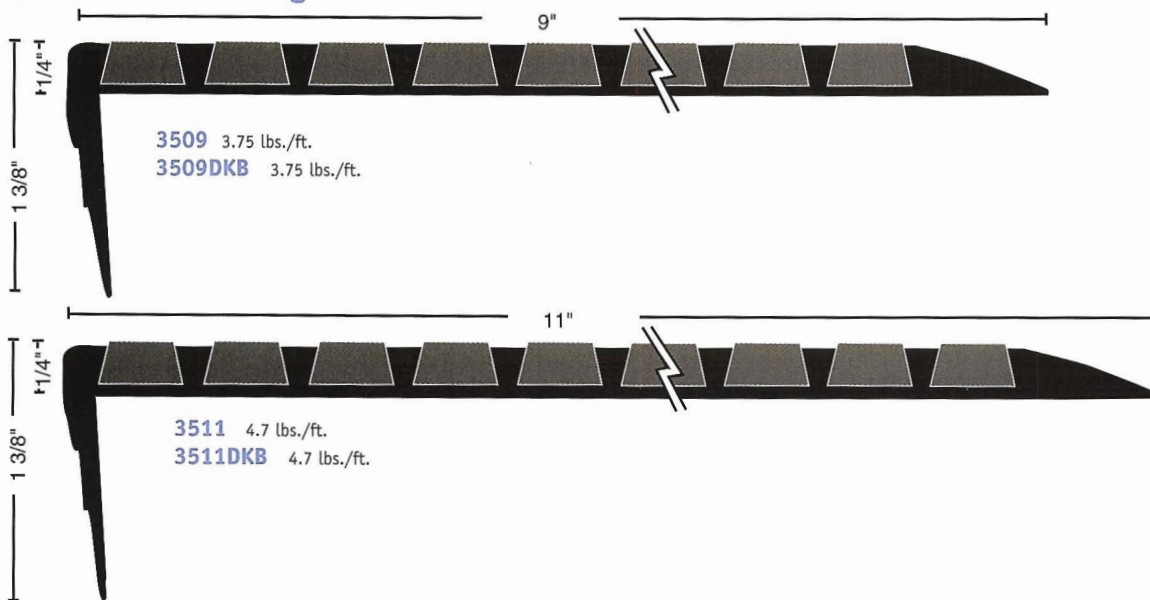
E-mail: [ngpinfo@ngpinc.com](mailto:ngpinfo@ngpinc.com)

[www.ngp.com](http://www.ngp.com)

## Stair Nosings with Safety Treads

- \* Non-slip abrasive tread material is a blend of carborundum and aluminum oxide, bonded and locked into the aluminum tread base.
- \* Treads exceed ADA requirements for coefficient of friction tested to ASTM F-609-79 and MIL-D-23003A. The coefficient of friction for NGP stair nosings is .94 dry and .86 wet.
- \* Furnished drilled and countersunk for screws, except 3231 and 3241 which have hook anchor designed for installation into wet concrete.
- \* Furnished standard with #10 x 1 1/2" stainless steel wood screws. Specify if other screws and anchors required.
- \* Stair nosings are manufactured to order and are non-cancelable and non-returnable.

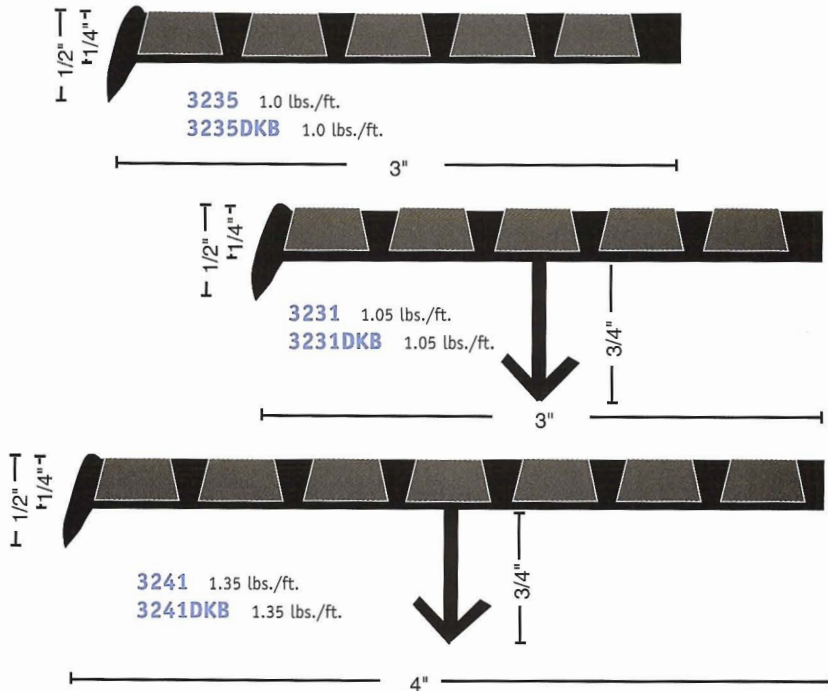
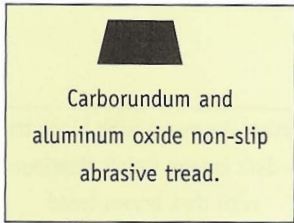
## Renovation Nosings



## Safety Nosings

- \* Designed for new construction: poured concrete, Terrazo or Steel Pan cement filled stairs.
- \* Continuous hook anchor. Not drilled, no screws provided

Mill finish aluminum with black tread  
 DKB = dark bronze finish aluminum  
 with dark brown tread






**Cast Aluminum Thresholds With Abrasive Surface**

- \*STANDARD FASTENERS - #14 Stainless steel wood screws x lead expansion shields
- \*STOCK LENGTHS - 36", 48", 72" (recommend combining for longer lengths)
- \*SADDLE type with fluted abrasive surface (flute details may vary slightly)
- \*PANIC type with solid abrasive surface
- \*DRILLED 6" from each end to allow field cutting or notching
- \*OTHER PROFILES AND SIZES AVAILABLE ON SPECIAL ORDER - Call for more information.

All products this page.




F-mail: [nqpinfo@ngpinc.com](mailto:nqpinfo@ngpinc.com)

[www.ngp.com](http://www.ngp.com)



Thermal Barrier Thresholds




**8424** .75 lbs./ft.  
**8424DKB** .75 lbs./ft.


All thresholds this page.



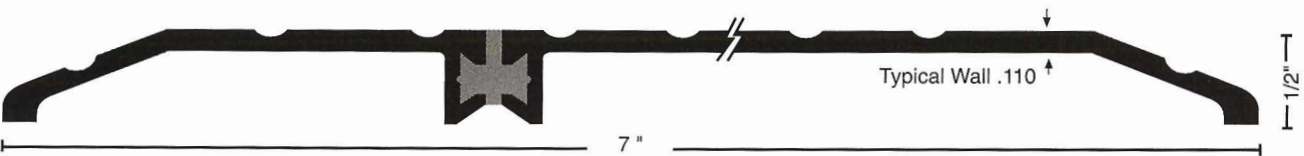
1/2" added to thresholds under 61"  
1" added to thresholds over 61"



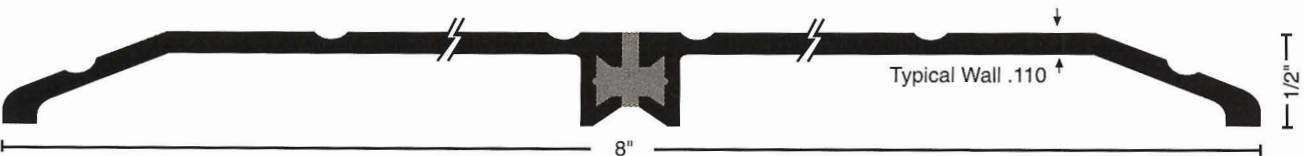
**8425** .90 lbs./ft.  
**8425DKB** .90 lbs./ft.



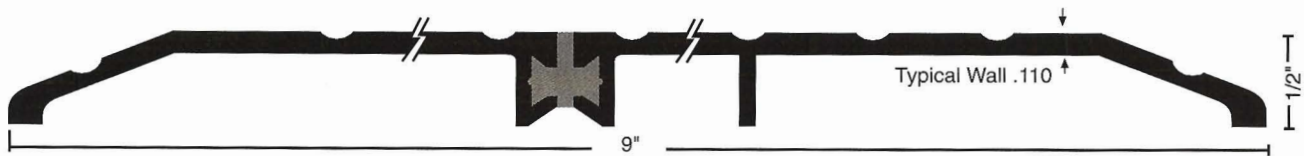
**8426** 1.00 lbs./ft.  
**8426DKB** 1.00 lbs./ft.




**8427** 1.20 lbs./ft.  
**8427DKB** 1.20 lbs./ft.



**8428** 1.30 lbs./ft.  
**8428DKB** 1.30 lbs./ft.

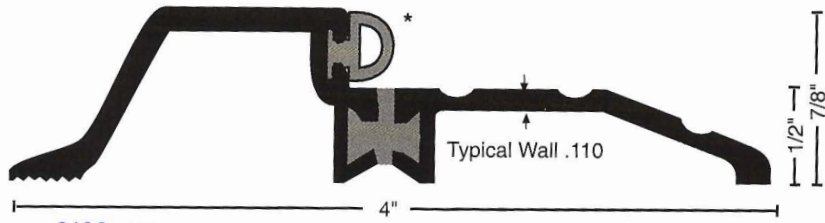


**8429** 1.60 lbs./ft.  
**8429DKB** 1.60 lbs./ft.

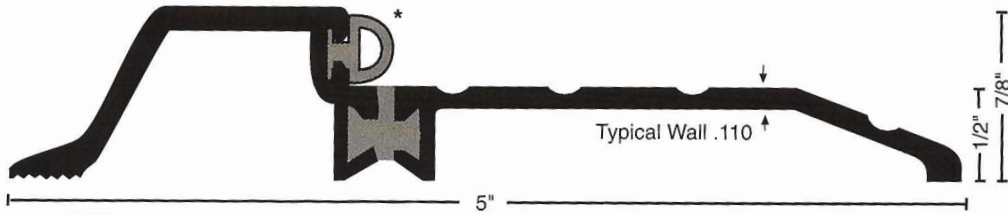


**8430** 1.70 lbs./ft.  
**8430DKB** 1.70 lbs./ft.

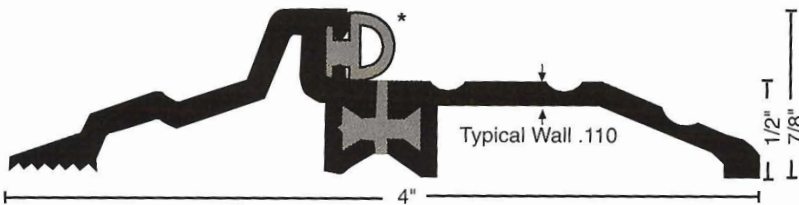
All thresholds this page.



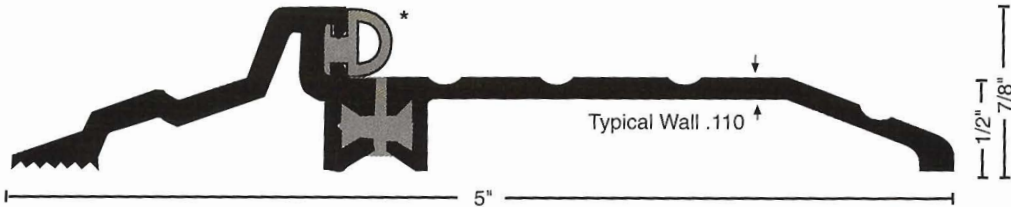
**8432** .84 lbs./ft.  
**8432DKB** .84 lbs./ft.




**8433** .97 lbs./ft.  
**8433DKB** .97 lbs./ft.



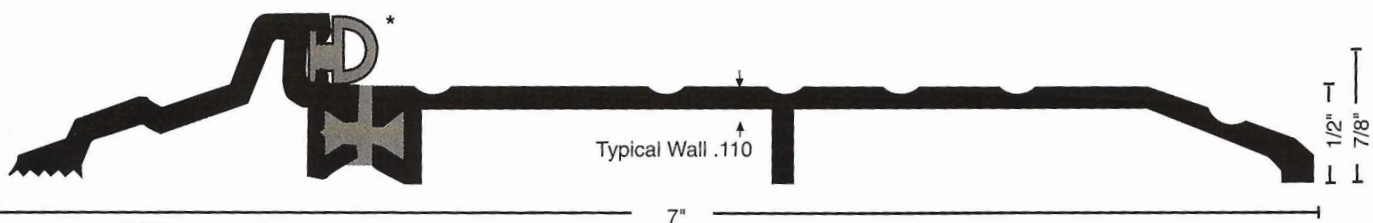
**8434** .82 lbs./ft.  
**8434DKB** .82 lbs./ft.



**8435** .95 lbs./ft.  
**8435DKB** .95 lbs./ft.



**8436** 1.11 lbs./ft.  
**8436DKB** 1.11 lbs./ft.

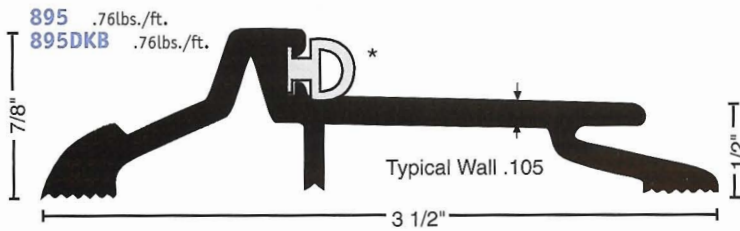
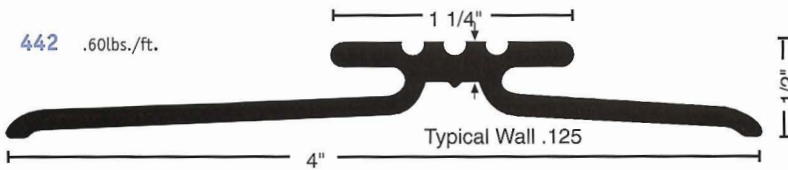
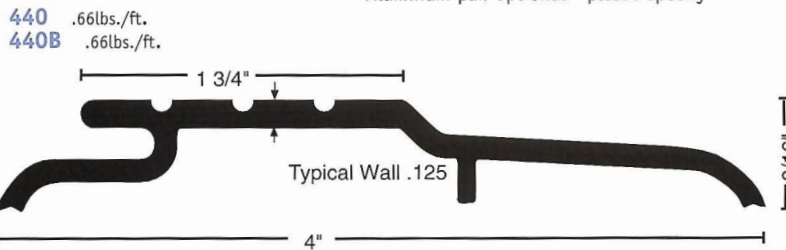
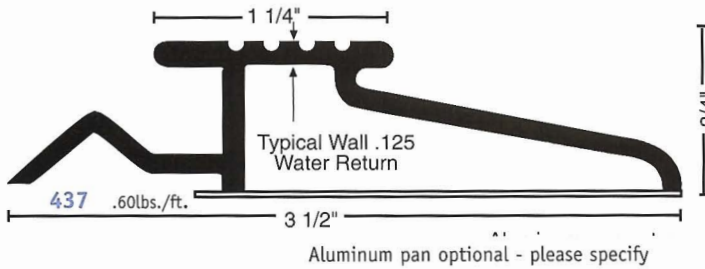
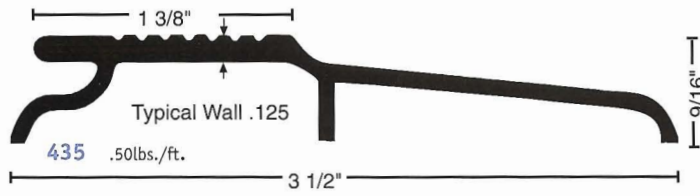


**8437** 1.29 lbs./ft.  
**8437DKB** 1.29 lbs./ft.

**\* D Bumper Seal**  
Bumper seal provides a seal against the door and increases the weather resistance of the threshold.  
Vinyl ("V") supplied unless other material is specified.

Options:  
Neoprene ("N"),  
Pile ("P"),  
Silicone ("S").

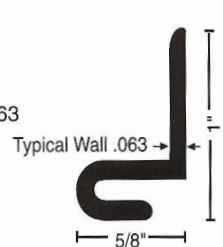
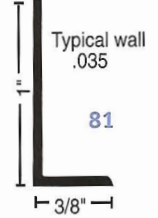
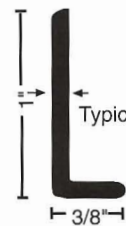

#10 x 1-1/2" FH zinc plated wood screws are included on mill finish thresholds.  
Chemically treated stainless steel screws are provided to match DKB finish.



Thresholds and Hook Strips this page

**Hook Strips**

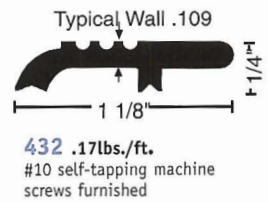
80 hook strip provided with all interlocking thresholds. Other hook strips may be specified at additional cost.



123B .13lbs./ft.  
123DKB .13lbs./ft.

**\* Bumper Seal**  
Bumper seal provides a seal against the door and increases the weather resistance of the threshold.  
Vinyl ("V") supplied unless other material is specified.

Options:  
Neoprene ("N"),  
Pile ("P"),  
Silicone ("S").



**21** .28lbs./ft.  
Typical Wall .050  
2 1/2" length  
1 1/16" height

**22** .31lbs./ft.  
Typical Wall .050  
3" length  
3/4" height

**23** .36lbs./ft.  
Typical Wall .050  
3 1/8" length  
1 1/8" height

**25** .31lbs./ft.  
Typical Wall .050  
3 5/16" length  
1" height

**12V** .31lbs./ft.  
1 3/16" length  
1/2" height

**12VDKB** .31lbs./ft.  
1 3/16" length  
1/2" height

**Bumper Seal**  
Bumper seal provides a seal against the door and increases the weather resistance of the threshold.  
Vinyl ("V") supplied unless other material is specified.

Options:  
Neoprene ("N"),  
Pile ("P"),  
Silicone ("S").

All thresholds this section

**Vinyl Top Thresholds**

**20** .40lbs./ft.  
Typical Wall .047  
3 1/4" length  
3/4" height

**30** .50lbs./ft.  
Typical Wall .047  
3 1/4" length  
1" height

**405** .74lbs./ft.  
Typical Wall .094  
3 1/2" length  
3/4" height

**406** .85lbs./ft.  
Typical Wall .094  
3 1/2" length  
1 1/8" height

Thresholds are aluminum mill finish  
DKB indicates aluminum dark bronze finish.

**Vinyl Foot Seal**  
Vinyl foot seal is often used instead of caulking to increase the weather resistance of the threshold. Specify on order

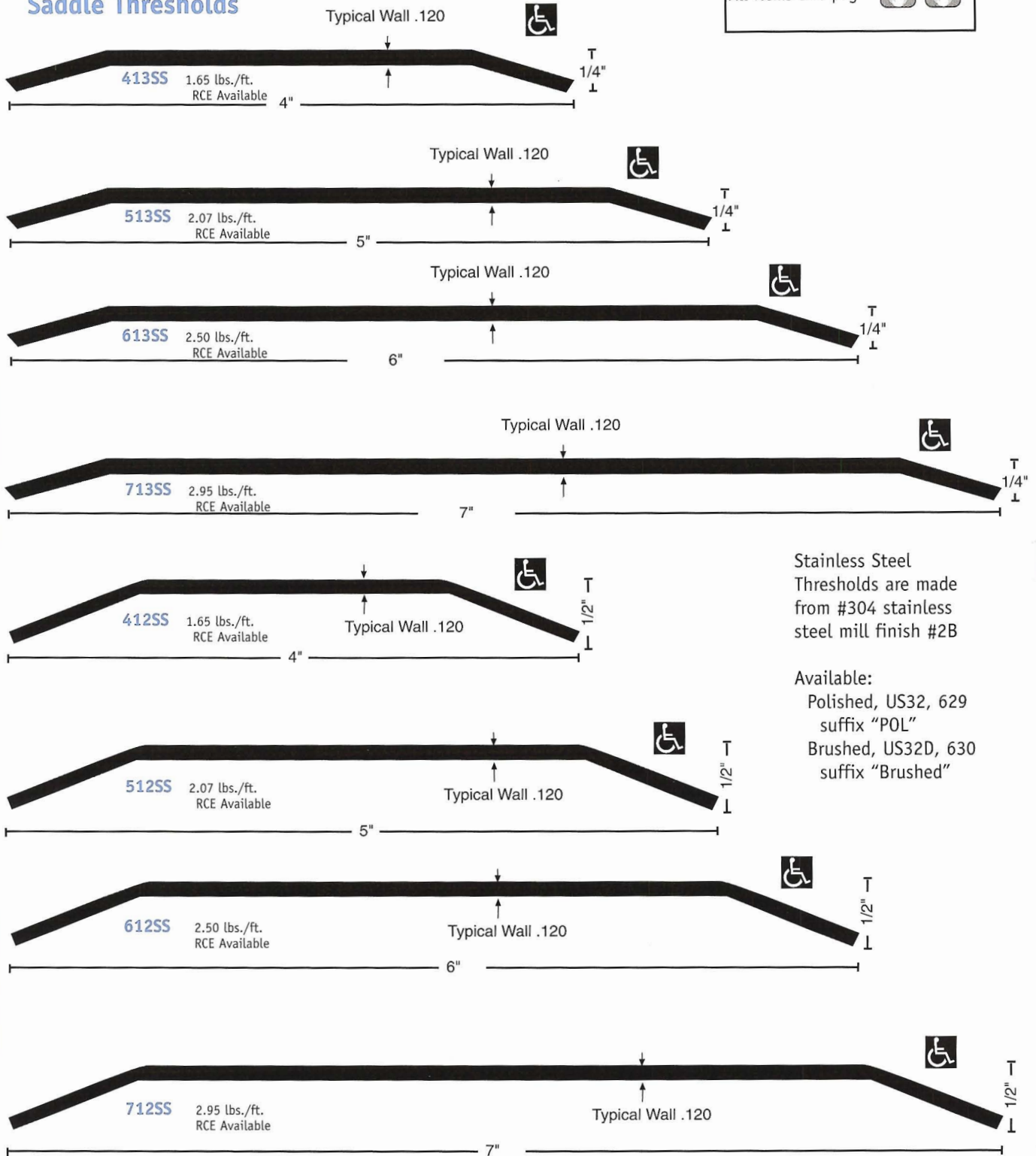
#10 x 1-1/2" FH zinc plated wood screws are included on mill finish thresholds. Chemically treated stainless steel screws are provided to match DKB finish.

**4065** Available for extra high rug 1-1/2" to top of vinyl

**Stainless Steel Saddle Thresholds**

Other widths and heights available upon request

All items this page.



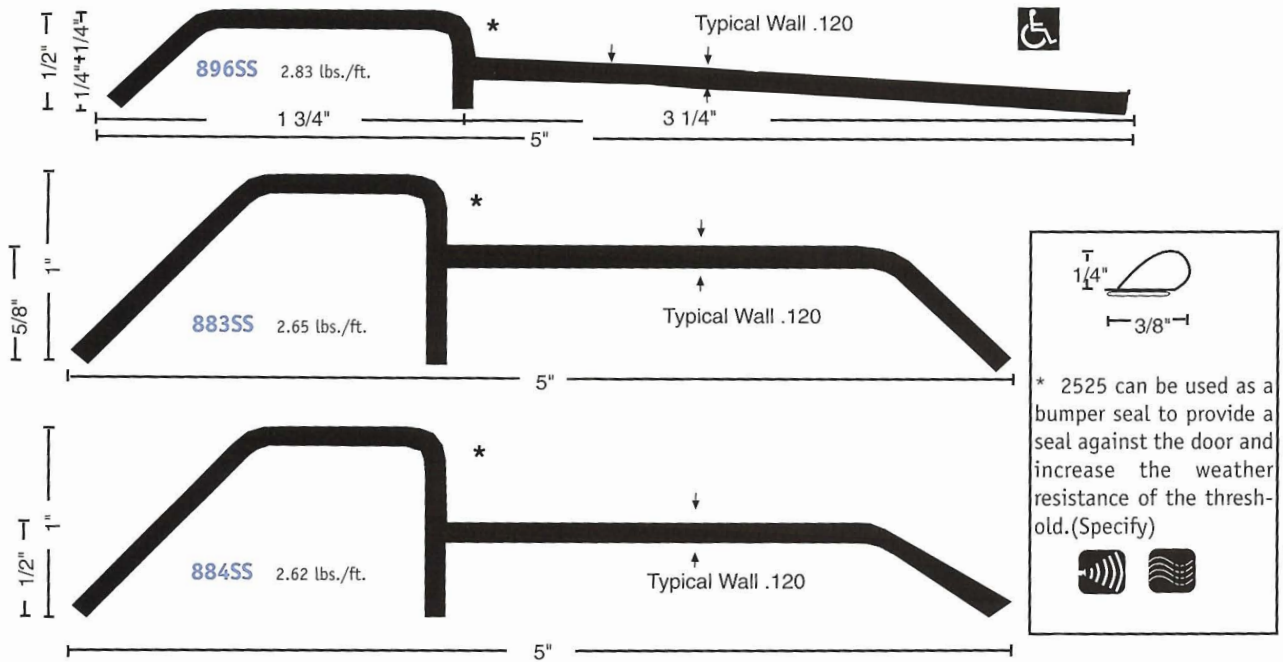
Stainless Steel Thresholds are made from #304 stainless steel mill finish #2B

Available:  
Polished, US32, 629 suffix "POL"  
Brushed, US32D, 630 suffix "Brushed"

**Stainless Steel  
Bumper Seal Thresholds**

Other widths and profiles available upon request.

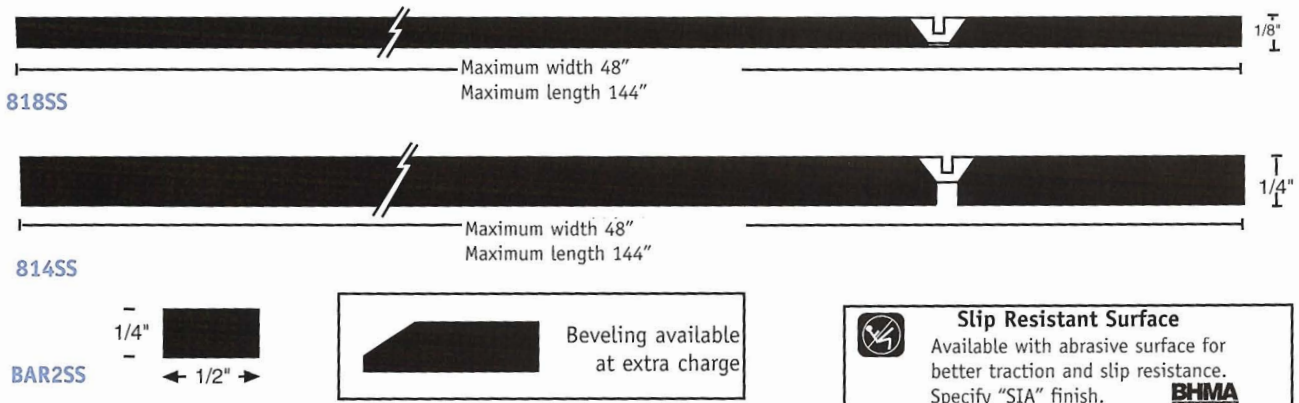
All items this section.



**Stainless Steel Cover Plate**

- \* #304 Stainless steel material, mill finish #2B
- \* PVC coating applied to protect the finish during shipping and installation.
- \* Square cut edges furnished standard. Specify if beveled edge is required.
- \* Plates come undrilled although custom drilling is available with your detail.
- \* Minimum width 3" on 818SS and 4" on 814SS.

All items this section.




#304 stainless steel mill finish standard.  
Available:  
Polished, (US32, 629) suffix - "POL" or  
Brushed, (US32D, 630) suffix - "Brushed"

Stainless Steel Bumper Thresholds


Stainless Steel Cover Plate

**Brass/Bronze**  
**1/4" Saddle Thresholds**

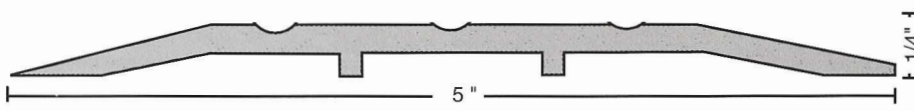
All thresholds this page. 10C BHMA CERTIFIED



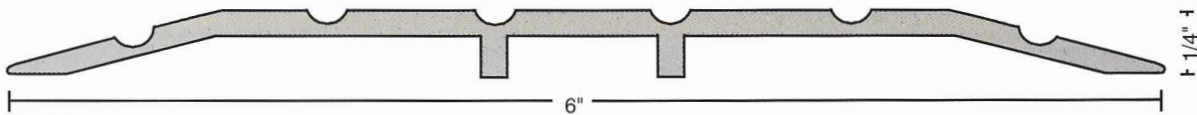
**411BR** 1.42 lbs./ft.



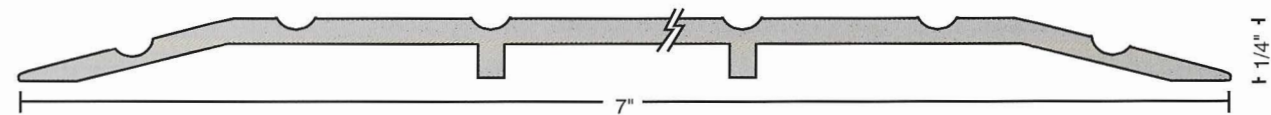
**413BR** 1.52 lbs./ft.



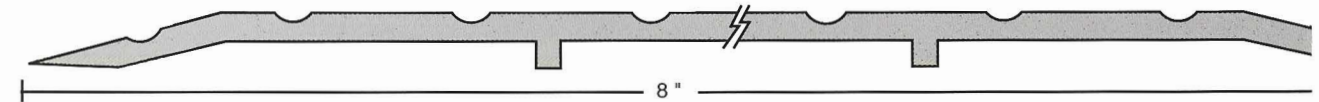
**513BR** 1.96 lbs./ft.



**613BR** 3.06 lbs./ft.



**713BR** 3.62 lbs./ft.



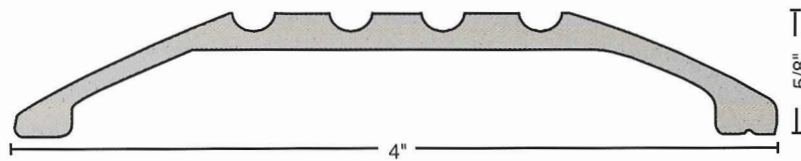
**813BR** 4.60 lbs./ft.

Extruded Architectural Bronze,  
Mill finish (standard) is a light golden  
color similar to US4.

- Optional finishes:
- \* Polished (similar to US3, 605)
  - \* Oil rubbed (similar to US10B, 613)
  - \* **Lifetime™ Finish by Baldwin**  
for a bright polished finish that  
will never tarnish. Available up  
to 48" length.

#10 X 1 -1/2" solid brass  
wood screws furnished.  
Chemically treated solid  
brass screws provided  
with dark bronze (US10B)  
thresholds.

**5/8" Saddle Threshold**



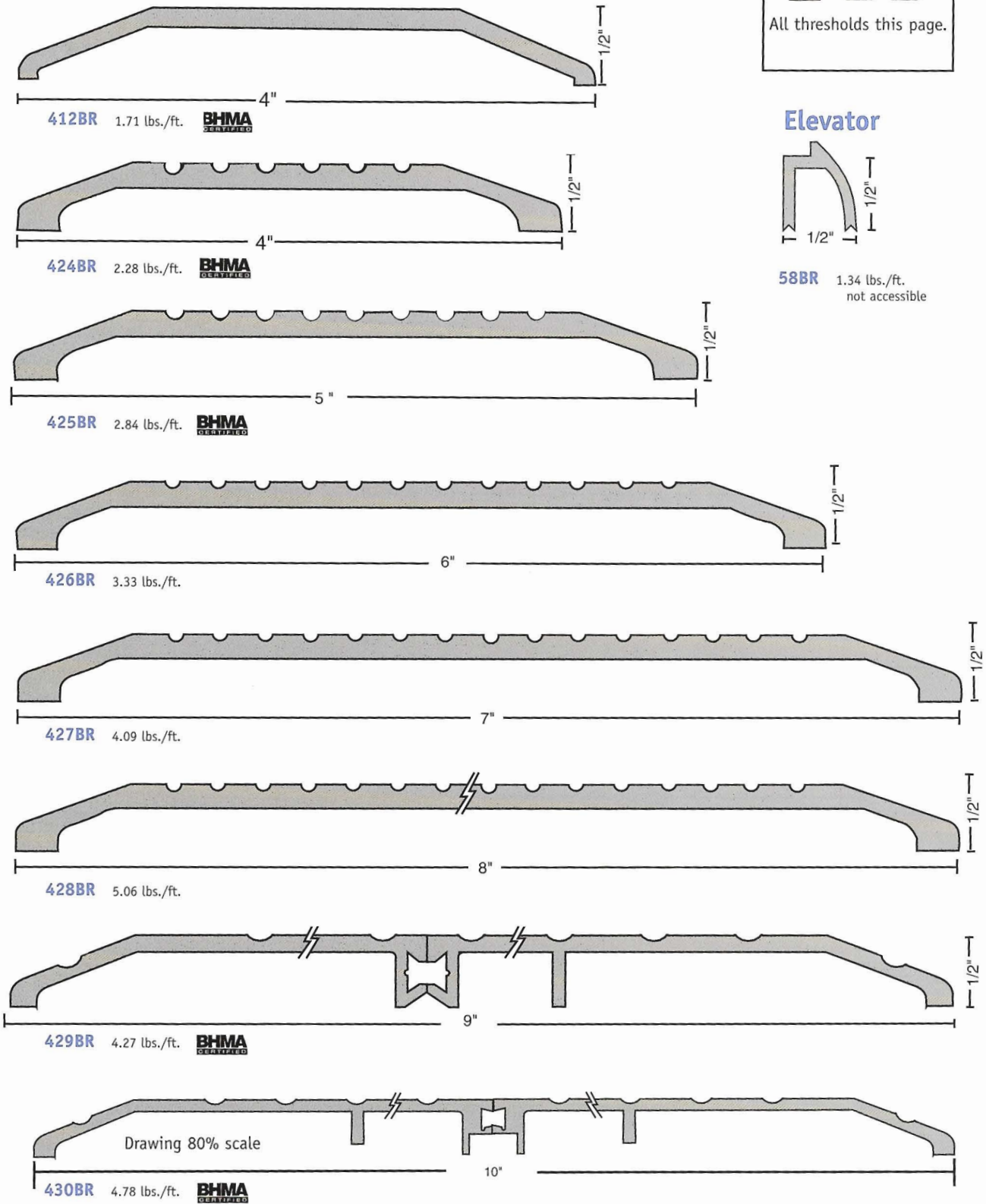
**524BR** 2.20 lbs./ft.



**Brass/Bronze 1/2" Saddle Thresholds**

All thresholds this page.

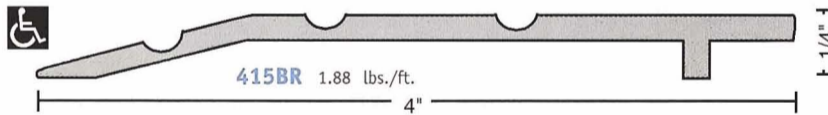
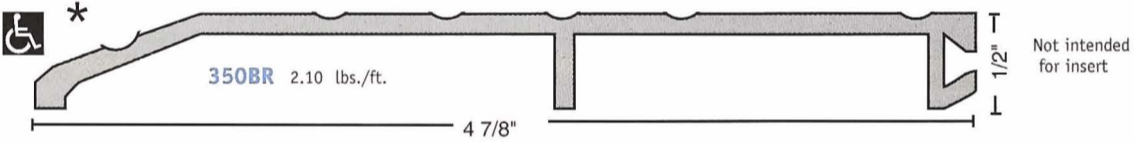
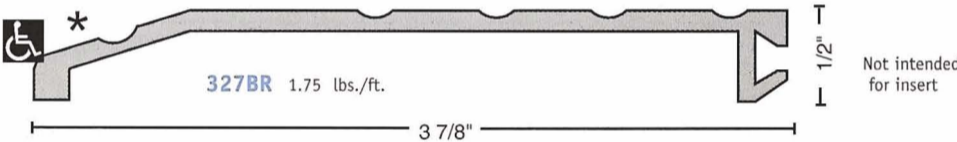
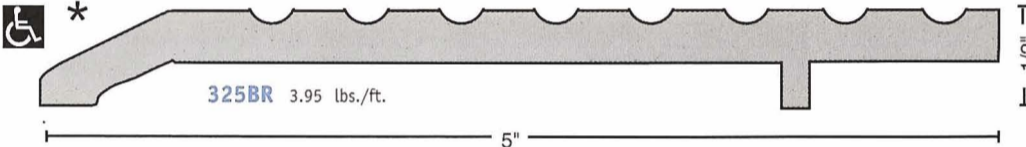
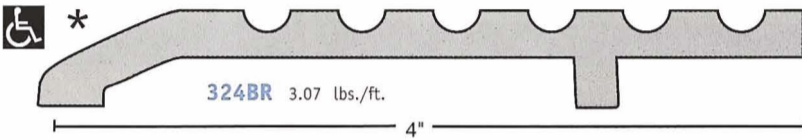
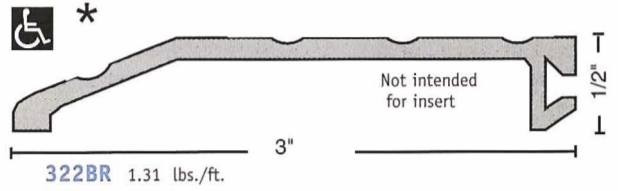
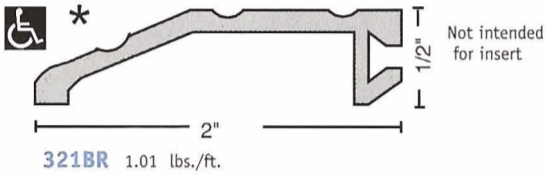
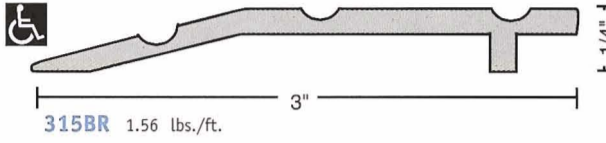
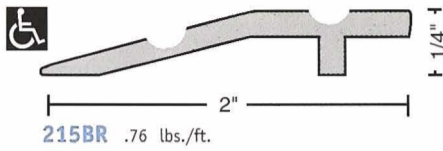
**Brass/Bronze Saddle Thresholds**



E-mail: [ngpinfo@ngpinc.com](mailto:ngpinfo@ngpinc.com)

[www.ngp.com](http://www.ngp.com)

Brass/Bronze Half-Saddle Thresholds



**BHMA**  
CERTIFIED

**Slip Resistant Surface**  
Available with abrasive surface for better traction and slip resistance. Specify "SIA" finish.

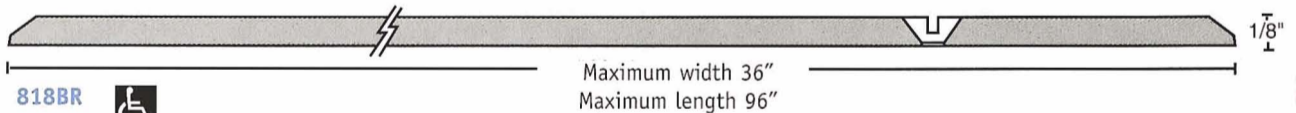
**10C** **BHMA**  
SEALANTE

All products this page.

\*when installed where the non-beveled edge is FLUSH with flooring or where no greater than 1/4" vertical rise occurs.

Extruded Architectural Bronze, Mill finish (standard) is a light golden color similar to US4.  
Optional finishes:  
\* Polished (similar to US3, 605)  
\* Oil rubbed (similar to US10B, 613)  
\* **Lifetime(™) Finish by Baldwin** for a bright polished finish that will never tarnish. Available up to 48" length.

Brass Cover Plate

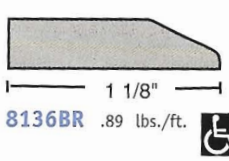


- \* Beveled edges furnished standard. Specify if square cut edges are required.
- \* Plates come undrilled although custom drilling is available with your detail.
- \* Minimum width 3"

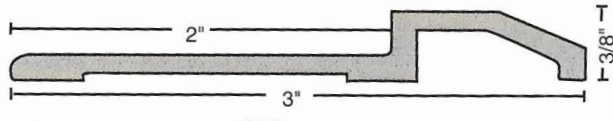
E-mail: [ngpinfo@ngpinc.com](mailto:ngpinfo@ngpinc.com)

[www.ngp.com](http://www.ngp.com)

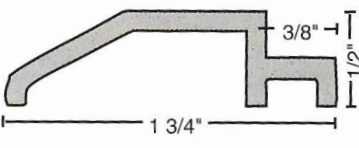
**Brass/Bronze Assembly Parts**



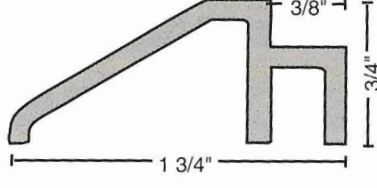
**8136BR** .89 lbs./ft.



**8139BR** 1.25 lbs./ft.



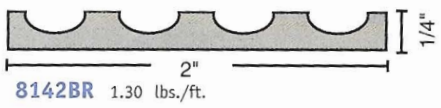
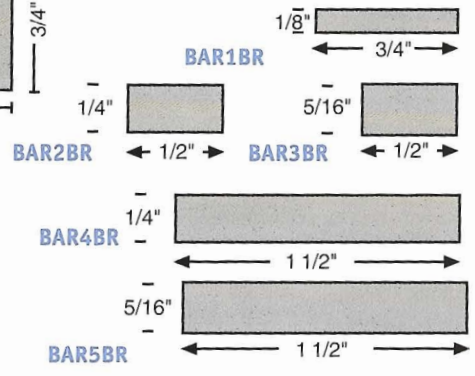
**8140BR** .82 lbs./ft.



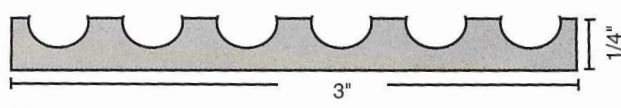
**8141BR** 1.10 lbs./ft.

All thresholds & stop strips this page.

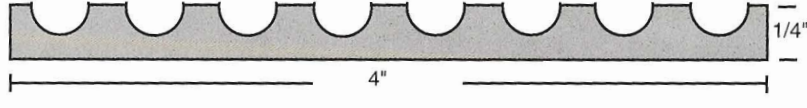
**Bar Stock**




**8142BR** 1.30 lbs./ft.



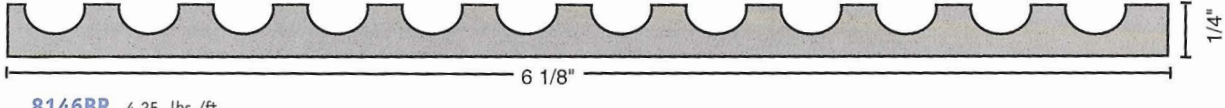
**8143BR** 2.07 lbs./ft.



**8144BR** 2.88 lbs./ft.



**8145BR** 3.70 lbs./ft.



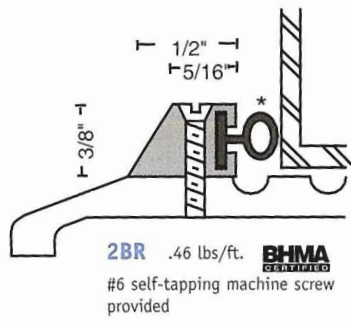
**8146BR** 4.25 lbs./ft.

Assembly parts supplied undrilled unless a template is provided

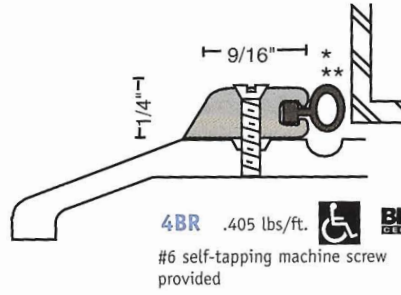
Extruded architectural bronze, mill finish (standard) is a light golden color similar to US4.  
Optional finishes:  
\* Polished (similar to US3, 605)  
\* Oil rubbed (similar to US10B, 613)  
\* **Lifetime™ Finish by Baldwin** for a bright polished finish that will never tarnish. Available up to 48" length.

**\*\*Spec tip** - specify "smooth side up" on these plates for a smooth finish and appearance.

**Stop Strips**



**2BR** .46 lbs./ft.   
#6 self-tapping machine screw provided



**4BR** .405 lbs./ft.   
#6 self-tapping machine screw provided

**Bumper Seal**  
Bumper seal provides a seal against the door and increases the weather resistance of the threshold.  
Vinyl ("V") supplied unless other material is specified.

Options:  
Neoprene ("N"),  
Pile ("P"),  
Silicone ("S").  
\*\*Pile insert not available

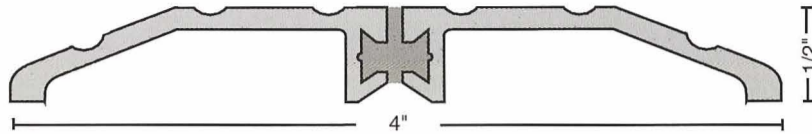
E-mail: [ngpinfo@ngpinc.com](mailto:ngpinfo@ngpinc.com)

[www.ngp.com](http://www.ngp.com)

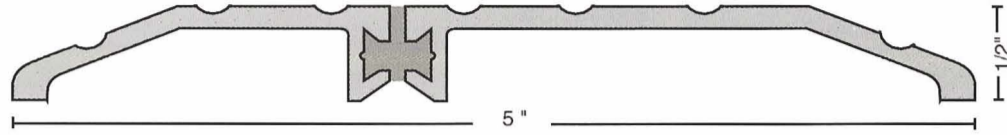


Brass / Bronze Thermal Barrier Saddle Thresholds

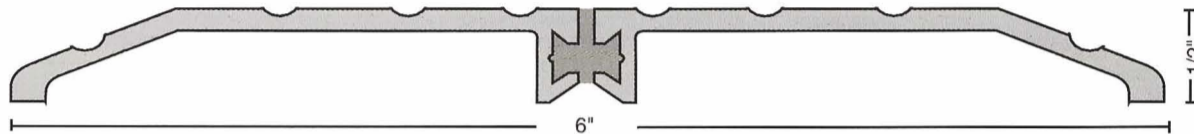
Brass Thresholds Available in Lifetime™ Finish by Baldwin up to 48"



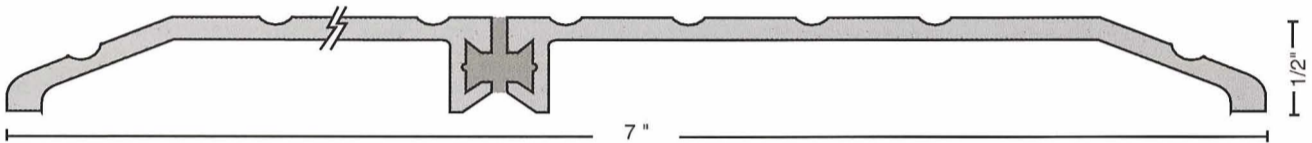
8424BR 2.08 lbs./ft.



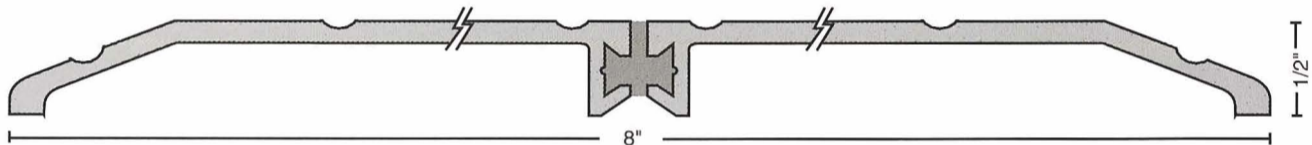
8425BR 2.46 lbs./ft.



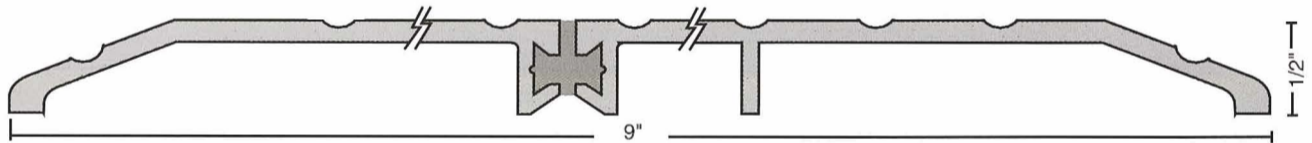
8426BR 2.84 lbs./ft.



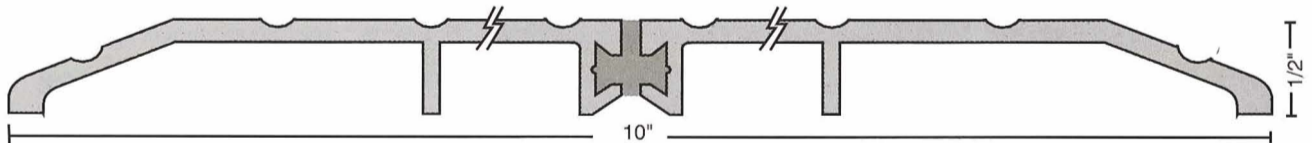
8427BR 3.23 lbs./ft.



8428BR 3.62 lbs./ft.



8429BR 4.16 lbs./ft.



8430BR 4.70 lbs./ft.

### Brass/Bronze Thermal Barrier Bumper Seal Thresholds

Brass Thresholds Available in Forever Finish Coating up to 48"

**8434BR** 2.71 lbs./ft. **BHMA**

**8435BR** 3.09 lbs./ft. **BHMA**

**8436BR** 3.47 lbs./ft. **BHMA**

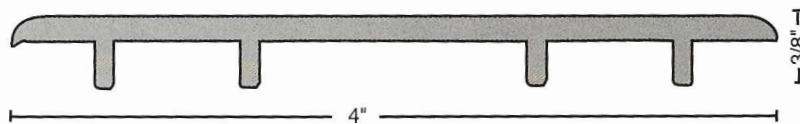
**8437BR** 5.06 lbs./ft. **BHMA**

**\* D Bumper Seal**  
Bumper seal provides a seal against the door and increases the weather resistance of the threshold.  
Vinyl ("V") supplied unless other material is specified.

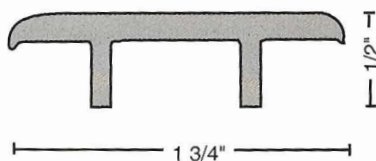
Options:  
Neoprene ("N"),  
Pile ("P"),  
Silicone ("S").

**BHMA**

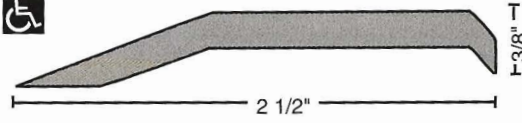
### Brass/Bronze Carpet Dividers



**404BR** 2.09 lbs./ft. **BHMA**



**418BR** 1.00 lbs./ft. **BHMA**

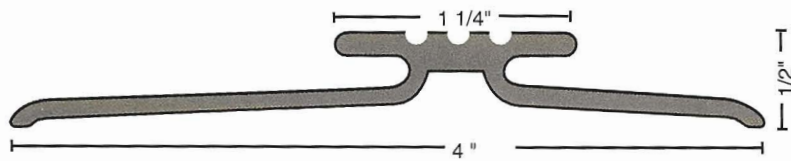
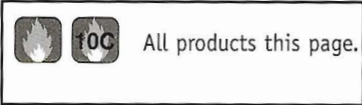


**417BR** 1.45 lbs./ft.

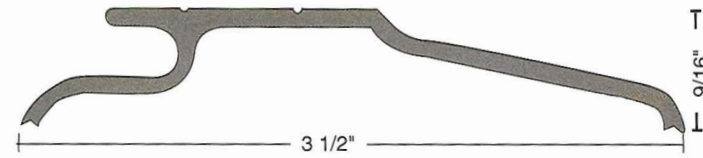
**10C** All carpet dividers this section.

E-mail: [ngpinfo@ngpinc.com](mailto:ngpinfo@ngpinc.com)

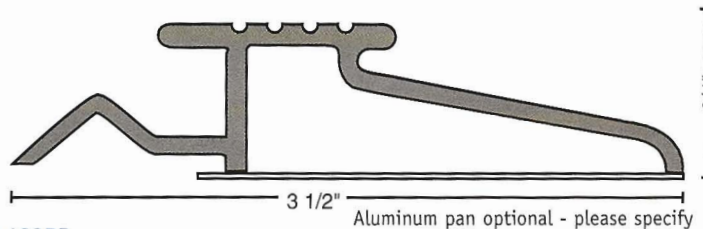
[www.ngp.com](http://www.ngp.com)



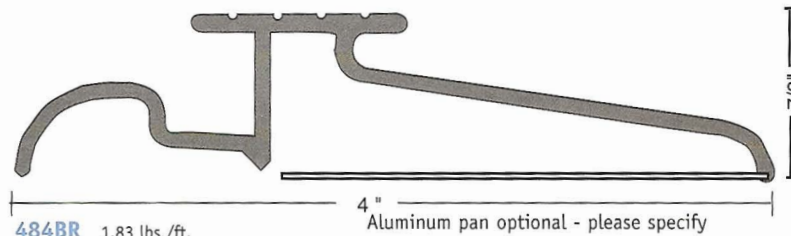
442BR 2.01 lbs./ft.



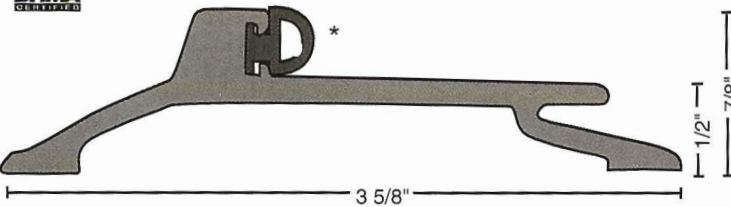
473BR 1.54 lbs./ft.



483BR 1.80 lbs./ft.



484BR 1.83 lbs./ft.



895BR 2.06 lbs./ft.

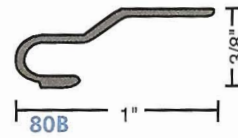


432BR

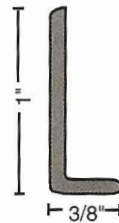
#10 self-tapping machine screws furnished



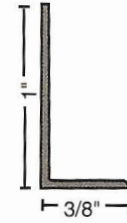
Brass Hooks



80B Supplied Standard with Threshold



83BR



81B .015 Brass

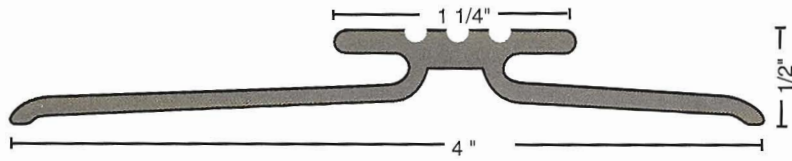
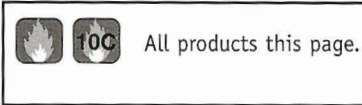
Extruded architectural bronze, mill finish (standard) is a light golden color similar to US4.

Optional finishes:

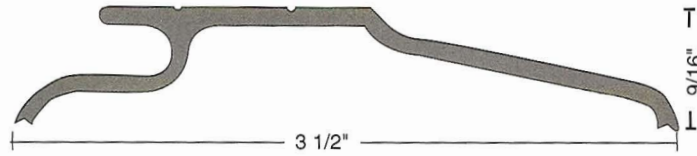
- \* Polished (similar to US3, 605)
- \* Oil rubbed (similar to US10B, 613)
- \* **Lifetime™ finish by Baldwin** for a bright polished finish that will never tarnish. Available up to 48" length.

**\* Bumper Seal**  
 Bumper seal provides a seal against the door and increases the weather resistance of the threshold.  
 Vinyl ("V") supplied unless other material is specified.

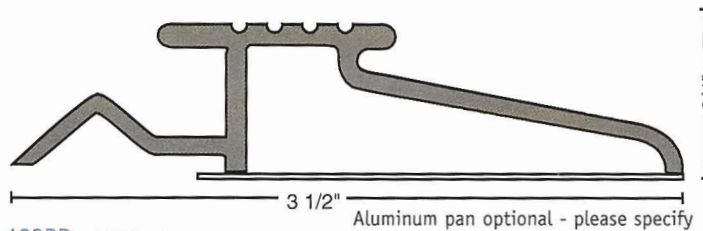
Options:  
 Neoprene ("N"),  
 Pile ("P"),  
 Silicone ("S").



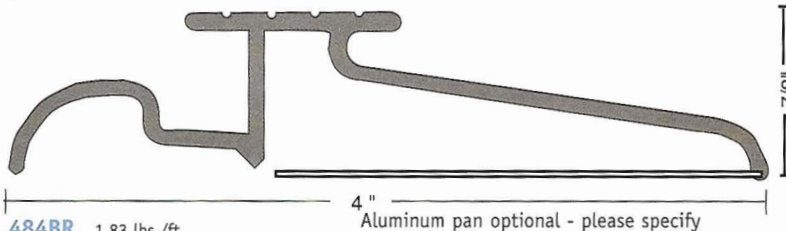
442BR 2.01 lbs./ft.



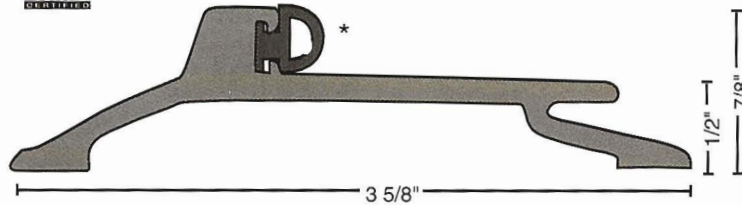
473BR 1.54 lbs./ft.



483BR 1.80 lbs./ft.



484BR 1.83 lbs./ft.



895BR 2.06 lbs./ft.

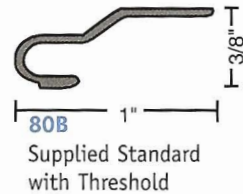


432BR


#10 self-tapping machine screws furnished



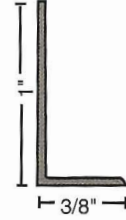
Brass Hooks



80B  
Supplied Standard with Threshold



83BR



81B  
.015 Brass

Extruded architectural bronze, mill finish (standard) is a light golden color similar to US4.

Optional finishes:

- \* Polished (similar to US3, 605)
- \* Oil rubbed (similar to US10B, 613)
- \* **Lifetime™ finish by Baldwin** for a bright polished finish that will never tarnish. Available up to 48" length.



**Bumper Seal**

Bumper seal provides a seal against the door and increases the weather resistance of the threshold.

Vinyl ("V") supplied unless other material is specified.

Options:

- Neoprene ("N"),
- Pile ("P"),
- Silicone ("S").

