

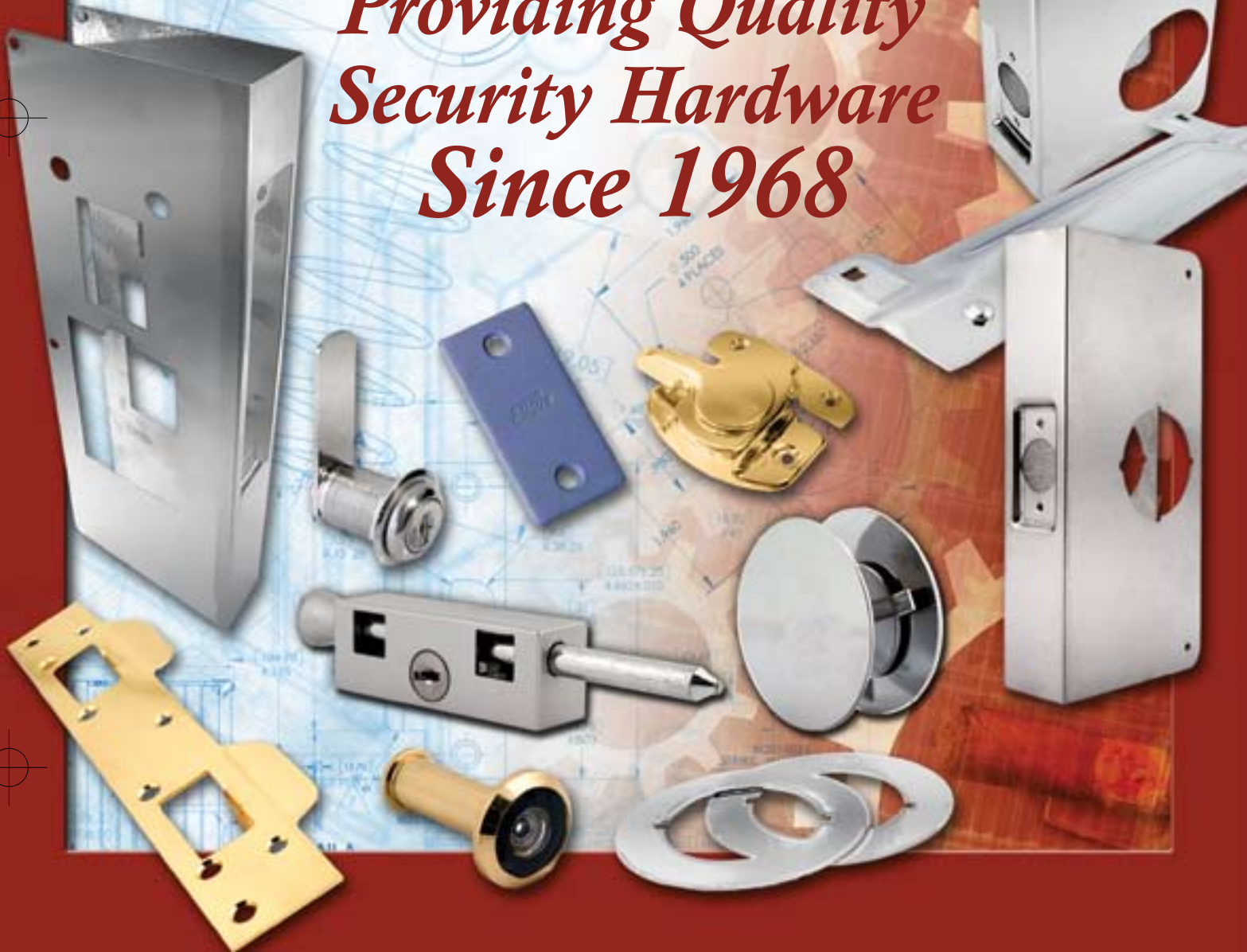
MAG[®]

ENGINEERING AND MANUFACTURING CO., INC.

CATALOG
PRODUCTS AND SPECIFICATIONS

July 2007

*Providing Quality
Security Hardware
Since 1968*



MAG


ENGINEERING AND MANUFACTURING CO., INC.



A Brief History of M.A.G.®

Established in 1968 by Howard M. Allenbaugh (1934-2003), M.A.G. Manufacturing is a privately-held, progressive research, design, marketing and manufacturing firm whose hundreds of products are available throughout the United States and abroad. Mr. Allenbaugh was an extraordinary inventor and engineer who developed a wide variety of innovative products readily used across the world today.

Among his most popular inventions are the door reinforcers, also known as “MAG Plates”. Mr. Allenbaugh developed and patented this line of products after a chance discussion with a maintenance man for a local university. The maintenance man described an on-going problem with door kick-ins to the school’s computer lab resulting in the theft of expensive equipment—this despite the presence of heavy-duty dead bolts on the lab’s doors. In a moment of inspiration, Mr. Allenbaugh sketched out the door reinforcer on the back of a napkin. His invention revolutionized the accessory security hardware industry by providing needed reinforcement to door security for the commercial and residential markets. The door reinforcer remains the core of the company’s line of security hardware to this day.



M.A.G. offers a wide variety of products that provide added security for doors, door jambs, patio doors and windows. In addition to the products we stock, M.A.G. is known for its customized products for jobs of any size. In fact, from customized reinforcers to strikes, we are the supplier of choice for the hotel and hospitality industry by offering superior quality, tight tolerances and fast turn around.

PROTECT DOORS FROM KICK-INS

GOOD PROTECTION

Door Reinforcer

BETTER PROTECTION

*Door Reinforcer
High Security Box Strike*

BEST PROTECTION

*Door Reinforcer
High Security Box Strike
Latch Guard
Chain or Bar Door Guard*

DOOR REINFORCERS

*Encases the Door and Lock into One Solid Unit
Repair Damaged Doors
Protect Doors from Kick Ins*



2001-PBV



10-PB

UNI-FORCE®
Door Edge Guard



747-B

HIGH SECURITY BOX STRIKE

2" Long Screws Secure Strike to Stud



8705

FLIP LOCKS

*Tamper Proof
Prevents Opening with Credit Card*

LATCH GUARD

*Reinforces Door and Frame
Prevents Pry Bars
from Spreading the Frame*



8840-B

CHAIN OR BAR DOOR GUARD

For Wood or Metal Doors



8707-PB

HOME SECURITY




FINISHES



Polished Brass

Finish Codes:
PB US3/605



Antique Brass

Finish Codes:
AB US5/609




Oil Rubbed Bronze

Finish Codes:
613 US10B/613



Satin Stainless Steel

Finish Codes:
S US32D/630



Satin Nickel

Finish Codes:
SN US15/619



Antique Nickel

Finish Codes:
AN US15A/620

NEW ALTERNATIVE FINISHES

MAG® now offers aluminum in 3 different finishes for our most popular residential door reinforcers found on pages 15-18. Aluminum provides good security against residential door attacks, excellent corrosion resistance, and is an economical alternative to brass and stainless steel.




Satin Aluminum Clear Anodized

Finish Codes:
AL 628/US28



Brass

Finish Codes:
707 US3/707



Dark Satin Bronze Anodized Aluminum

Finish Codes:
313 US10B/613E



ENGINEERING AND MANUFACTURING CO., INC.

America's Leading Provider of Home Security Hardware™

THE SUPPLIER
OF CHOICE FOR
QUALITY
CUSTOMIZED
DOOR
REINFORCERS,
REMODELER
PLATES
AND
STRIKES



To download additional
quotation forms or submit
a request, please go to
www.magmfg.com

OR contact us at
info@magmfg.com
Call Toll Free
1.800.624.9942

WE CUSTOMIZE IN ANY FINISH, ANY QUANTITY IN AS LITTLE AS 5 DAYS

CUSTOM QUOTE FORM

COMPANY INFORMATION:

Company Name: _____ Contact Name: _____
 Address: _____ E-Mail Address: _____
 City: _____ State: _____ Zip Code: _____
 Phone #: _____ Ext #: _____ Fax #: _____
 Distributor: _____

**We also customize strikes, kick plates and push plates.
 Fax or email a drawing and we will return a quote to you.**

FINISH

Check Box For The Desired Finish

- | | | | |
|---------------------------------------|---|-----------------------------------|-----------------------------|
| <input type="checkbox"/> | <input type="checkbox"/> | <input type="checkbox"/> | <input type="checkbox"/> |
| US3
Polished Brass | US4
Satin Brass | US5
Antique Brass | US10
Satin Bronze |
| <input type="checkbox"/> | <input type="checkbox"/> | <input type="checkbox"/> | <input type="checkbox"/> |
| US32D
Satin Stainless Steel | US32
Polished Stainless Steel | US10B
Oil Rubbed Bronze | OTHER |

LOCK & DOOR

Quantity: _____

Lock Description: _____

Full Channel
 Flat Plate

1

1-1/8"
x
2-1/4"

STANDARD
RECESSED

2

FLAT
FACED

3

1-1/4"
x
8"

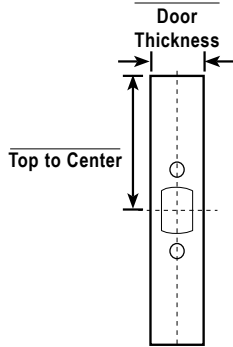
MORTISE

4

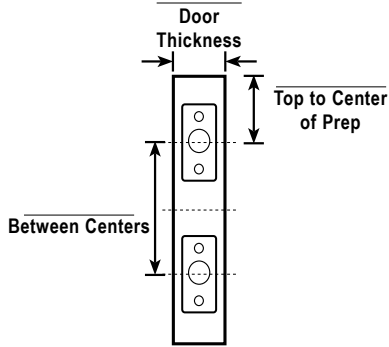
OTHER

PLEASE FILL OUT ALL MEASUREMENTS SO YOUR QUOTATION WILL NOT BE DELAYED

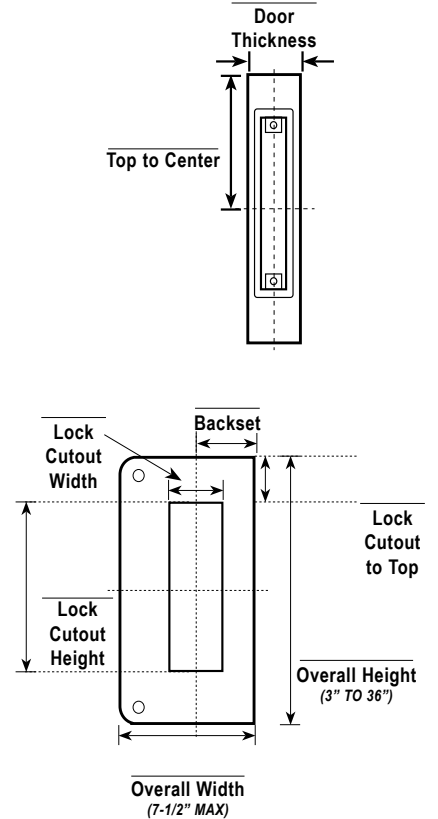
SINGLE HOLE



DOUBLE HOLE



MORTISE



**Contact us for more information: Toll FREE: 800-624-9942, Tel: 949-419-1415, Fax: 949-419-1414
 E-mail: INFO@MAGMFG.COM or visit us on the web at WWW.MAGMFG.COM**



ENGINEERING AND MANUFACTURING, INC.

SECURITY, SAFETY, SOLUTIONS, SERVICE

These are the core values of M.A.G. Engineering and Manufacturing Co., Inc. Since 1968, M.A.G. has advanced these values by providing innovative retail and commercial security hardware of the highest quality.

Consistent with the vision of its founder, Howard M. Allenbaugh, and in support of its core values, M.A.G. also is committed to providing its employees with a safe, satisfying and rewarding work environment that promotes personal and professional integrity.



TABLE OF CONTENTS

COMMERCIAL DOOR REINFORCERS	8-13
STANDARD SERIES BOXED	9-12
MORTISE	13
RESIDENTIAL DOOR REINFORCERS	14-18
STANDARD 2000 SERIES BOXED.....	15
2000 SERIES VISUAL PACK.....	15-17
DESIGNER SERIES	17-18
UNIFORCE DOOR EDGE GUARDS	18
CUSTOM DOOR REINFORCER ORDER FORM	5 & 19
SECURITY STRIKES	20-23
LATCH GUARDS	24-26
HOLE COVERS, ADAPTERS, AND FILLER PLATES	27-28
SLIDING PATIO DOOR LOCKS, WINDOW AND DOUBLE HUNG WINDOW LOCKS	29-32
SLIDING WINDOW LOCKS	32
DOUBLE HUNG WINDOW LOCKS & CASEMENT FASTENERS	33
CHAIN & SWING BAR DOOR GUARDS	36
RIM LOCKS	37
DRAWER, CABINET, MAILBOX, FLIP AND MISCELLANEOUS LOCKS	34-39
DOOR ACCESSORIES	40-43
DOOR KNOBS AND ROSES, PASSAGE LATCHES, AND RIM LOCKS	41
MORTISE LOCKS	42
DOOR VIEWERS	43
WALL PATCH N' GUARDS	43
KEY INFORMATION	44-45
QUICK REFERENCE	46-47

DID YOU KNOW...

- * In 2005, law enforcement agencies reported an estimated 2,154,126 burglary offenses, a 0.5% increase compared with 2004 data.
- * An examination of 5- and 10-year trends revealed a 1.8% increase in the number of burglaries compared with the 2001 estimate, and a 14.1% decline from the 1996 number.
- * Burglary accounted for 21.2% of the estimated number of property crimes committed in 2005.
- * Of all burglary offenses in 2005, 65.8% were of residential structures.
- * 62.4% of residential burglaries in 2005 took place during the day, between 6 a.m. and 6 p.m.
- * Among burglaries of nonresidential structures, 58% occurred at night.



http://www.fbi.gov/ucr/05cius/offenses/property_crime/burglary.html



ORDERS SHIP within 3-5 Business Days



1.800.624.9942



or MAGMFG.COM

COMMERCIAL AND INDUSTRIAL DOOR REINFORCERS

INSTALL-A-LOCK® *INVENTED AND PATENTED BY MAG SECURITY*



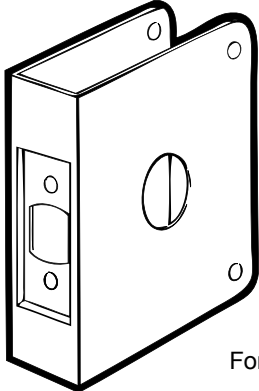
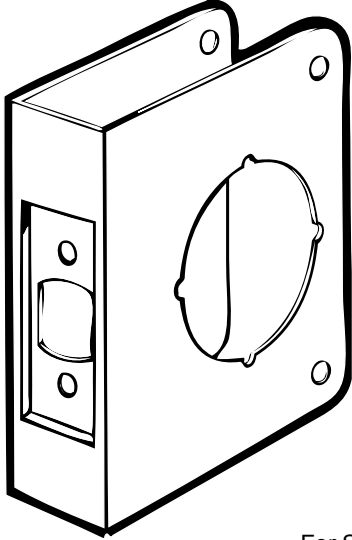
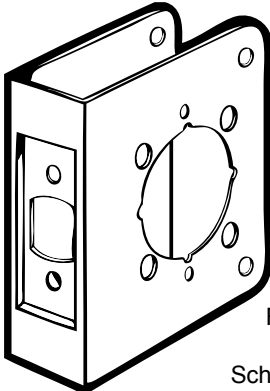
MAG is the
supplier of choice for
the commercial and
industrial market.

*Recessed area accepts
all standard latches*

*Extruded and tapped holes
for maximum holding-power
of the latch*



COMMERCIAL DOOR REINFORCERS

PART NO.	FINISH	BACK SET	DOOR THICKNESS	OVERALL SIZE	SHELF PACK	MASTER PACK	UPC (015231)	PRODUCT DESCRIPTION
								STANDARD SERIES (BOXED)
								SCHLAGE® - 1-1/2" BORE
8-S	US32D/630	2-3/4"	1-3/4"	4-1/4" x 4-1/2"	1	32	00082 8	 <p>For Schlage® Deadbolts with 1-1/2" Bore</p>
								STANDARD 2-1/8" BORE
51-PB	US3/605	2-3/8"	1-3/8"	4" x 4-1/2"	1	32	05103 5	 <p>For Standard Deadbolts or Door Locks with 2-1/8" Bore</p>
51-S	US32D/630						05102 8	
61-AB	US5/609						06105 8	
61-PB	US3/605	2-3/8"	1-3/4"	4" x 4-1/2"	1	32	06103 4	
61-S	US32D/630						06102 7	
71-PB	US3/605	2-3/4"	1-3/8"	4-1/4" x 4-1/2"	1	32	00713 1	
71-S	US32D/630						00712 4	
81-PB	US3/605	2-3/4"	1-3/4"	4-1/4" x 4-1/2"	1	32	00813 8	
81-S	US32D/630						00812 1	
								ADA LEVER 2-1/8" BORE
81-S-2	US32D/630	2-3/4"	1-3/4"	4-3/4" x 4-1/2"	1	10	08120 9	 <p>For ADA Lever Locks with 2-1/8" Bore for Schlage® Rhodes, Arrow Sierra, Corbin Russwin 800, Sargent 10 and Yale 5400LN</p>



ORDERS SHIP within 3-5 Business Days



1.800.624.9942 or

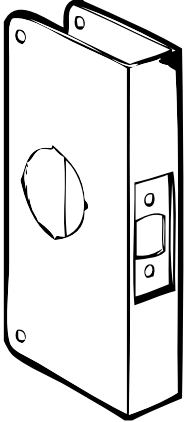
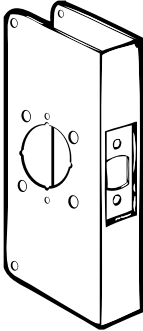
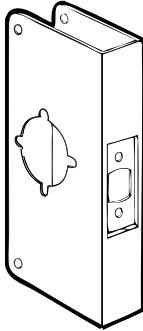
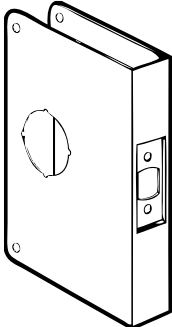


MAGMFG.COM

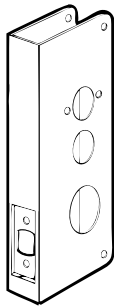
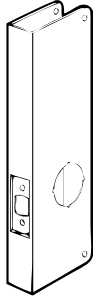
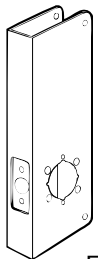
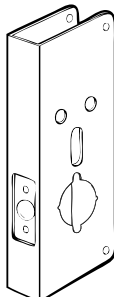
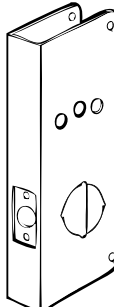
DON'T SEE WHAT YOU NEED?

CUSTOM ORDERS AVAILABLE!

(SEE PAGE 5 or 19)

PRODUCT DESCRIPTION	PART NO.	FINISH	BACK SET	DOOR THICKNESS	OVERALL SIZE	SHELF PACK	MASTER PACK	UPC (015231)
STANDARD SERIES (BOXED)								
STANDARD 2-1/8" BORE								
 <p>Fits Standard Door Locks with 2-1/8" Bore, Individually Boxed</p>	1-AB	US5/609	2-3/8"	1-3/8"	4" x 9"	1	32	00150 4
	1-PB	US3/605						00130 6
	1-S	US32D/630						00120 7
	2-AB	US5/609	2-3/8"	1-3/4"	4" x 9"	1	32	00250 1
	2-PB	US3/605						00230 3
	2-S	US32D/630						00220 4
	3-PB	US3/605	2-3/4"	1-3/8"	4-1/4" x 9"	1	32	00330 0
	3-S	US32D/630						03200 3
	4-AB	US5/609	2-3/4"	1-3/4"	4-1/4" x 9"	1	32	00450 5
	4-BN	US10/612						00410 9
	4-PB	US3/605						00430 7
	4-S	US32D/630						00420 8
	4-S-12	US32D/630						04122 7
ADA LEVER 2-1/8" BORE								
 <p>For ADA Lever Locks with 2-1/8" Bore for Schlage® Rhodes, Arrow Sierra, Corbin Russwin 800, Sargent 10 and Yale 5400LN</p>	4-BN-2	US10/612	2-3/4"	1-3/4"	4-3/4" x 9"	1	18	04021 3
	4-S-2	US32D/630						04022 0
	4-10B-2	US10B/613						04026 8
ADA LEVER 2-1/8" BORE								
 <p>For ADA Lever Locks with 2-1/8" Bore for Best 93KN, 7000, Marks 170, 190, 195, Sargent 6500 Series and Corbin Russwin #3300</p>	4-S9KN	US32D/630	2-3/4"	1-3/4"	4-3/4" x 9"	1	18	00492 5
ADA LEVER 2-1/8" BORE								
 <p>For ADA Lever Locks with 2-1/8" Bore for Schlage® Rhodes, Arrow Sierra, Corbin Russwin 800, Sargent 10 and Yale 5400LN</p>	45-S	US32D/626	2-3/4"	1-3/4"	6-1/2" x 9"	1	18	00452 9
	55-PB	US3/605						5"
	55-S	US32D/626	00552 6					

COMMERCIAL DOOR REINFORCERS

PART NO.	FINISH	BACK SET	DOOR THICKNESS	OVERALL SIZE	SHELF PACK	MASTER PACK	UPC (015231)	PRODUCT DESCRIPTION
STANDARD SERIES (BOXED)								
1000-9S	US32D/630	2-3/4"	1-3/4"	5" x 9"	1	18	10092 4	 <p>9" UNIT FOR KEY-IN-KNOB CONVERSION</p> <p>OR 14" UNIT FOR MORTISE CONVERSION</p> <p>For Simplex 1000 Series 5000 Series and Kaba KAA2845</p>
1000-14S	US32D/630	2-3/4"	1-3/4"	5" x 14"	1	23	10142 6	
1004-14PB	US3/605	2-3/4"	1-3/4"	5" x 14"	1	23	14143 9	 <p>COVERS SIMPLEX PREPARATIONS</p> <p>2-1/8" BORE</p> <p>4-1/4" FROM BOTTOM FOR KEY-IN-KNOB</p>
1004-14S	US32D/630						14142 2	
1004-14S2	US32D/630	2-3/4"	1-3/4"	5" x 14"	1	23	04142 5	 <p>COVERS SIMPLEX PREPERATIONS</p> <p>2-1/8" BORE</p> <p>4-1/4" FROM BOTTOM</p> <p>For ADA Lever Locks with 2-1/8" Bore</p> <p>For Schlage® Rhodes, Arrow Sierra, Corbin Russwin 800, Sargent 10 and Yale 5400LN</p>
1027-14S	US32D/630	2-3/4"	1-3/4"	5" x 14"	1	23	10272 0	 <p>FOR T2 ALARM LOCK (MODEL #DL2700)</p> <p>FOR T3 ALARM LOCK (MODEL #3000)</p>
5196-14S	US32D/630	2-3/4"	1-3/4"	5" x 14"	1	23	51962 7	 <p>FOR SCHLAGE® COBRA LOCK</p>



ORDERS SHIP within 3-5 Business Days



1.800.624.9942 or


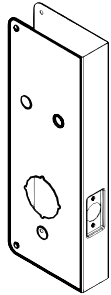
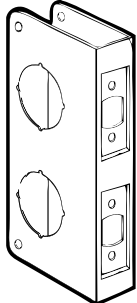
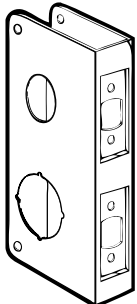
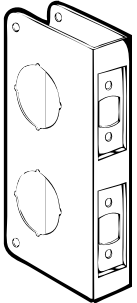
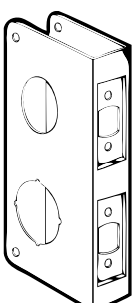


MAGMFG.COM

DON'T SEE WHAT YOU NEED?

CUSTOM ORDERS AVAILABLE!

(SEE PAGE 5 or 19)

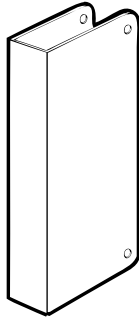
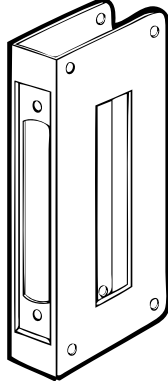
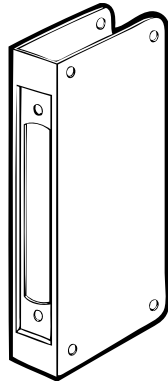
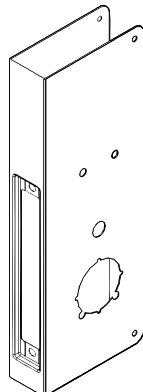
PRODUCT DESCRIPTION	PART NO.	FINISH	BACK SET	DOOR THICKNESS	OVERALL SIZE	SHELF PACK	MASTER PACK	UPC (015231)	
STANDARD SERIES (BOXED)									
FOR USE WITH E-PLEX 2000® BY KABA®  Individually Boxed		1005-14S	US32D/630	2-3/4"	1-3/4"	5" x 14"	1	23	10051 1
		<hr/>							
2-1/8" BORES 3-5/8" BETWEEN CENTERS For Double Locks with 2-1/8" Top and Bottom Bores, 3-5/8" between Centers, Individually Boxed		481-PB	US3/605	2-3/4"	1-3/4"	4-1/4" x 9"	1	32	04813 4
		481-S	US32D/630						
1-1/2" TOP 2-1/8" BOTTOM BORE 4" BETWEEN CENTERS For Double Locks with 1-1/2" Top Bore and 2-1/8" Bottom Bore, 4" between Centers, Individually Boxed		264-S	US32D/630	2-3/8"	1-3/4"	4" x 9"	1	32	26402 2
		484-PB	US3/605	2-3/4"	1-3/4"	4-1/4" x 9"	1	32	04843 1
2-1/8" BORES 6" BETWEEN CENTERS For Double Locks with 2-1/8" Top and Bottom Bores, 6" between Centers, Individually Boxed		461-PB	US3/605	2-3/4"	1-3/4"	4-1/4" x 12"	1	20	046130
		461-S	US32D/630						046123
1-1/2" TOP 2-1/8" BOTTOM BORE 6" BETWEEN CENTERS For Locks and Schlage® Deadbolt 1-1/2" Top Bore and 2-1/8" Bottom Bore, 6" between Centers, Individually Boxed		464-PB	US3/605	2-3/4"	1-3/4"	4-1/4" x 12"	1	20	04643 7
		464-S	US32D/630						04642 0



or



COMMERCIAL DOOR REINFORCERS

PART NO.	FINISH	BACK SET	DOOR THICKNESS	OVERALL SIZE	SHELF PACK	MASTER PACK	UPC (015231)	PRODUCT DESCRIPTION
MORTISE SERIES (BOXED)								
40-PB	US3/605	N/A	1-3/4"	4-1/4" x 9"	1	32	00403 1	 <p>BLANK CHANNELS WITH MOUNTING HOLES ONLY</p>
40-S	US32D/630						00402 4	
80-S	US32D/630	N/A	1-3/4"	4-1/4" x 4-1/2"	1	32	00802 2	
90-S	US32D/630	N/A	1-3/4"	5" x 12"	1	20	00902 9	
FOR MORTISE LOCKS								
504-BN	US10/612	2-3/4"	1-3/4"	5" x 12"	1	20	05041 0	 <p>1-1/4" x 8" Faceplate Side Prep is 1-7/8" x 6" Comes with Four 1/4 – 20 Sex Bolts and Finishing Washers</p> <p>FOR SCHLAGE® "L" MORTISE LOCKS</p> <p>1-1/4" x 8" Faceplate Side Prep is 1-5/8" x 7-5/16" Standard Mounting Screws (No Sex Bolts)</p>
504-S	US32D/630						05042 7	
515-S	US32D/630	2-3/4"	1-3/4"	5" x 12"	1	20	51520 9	
FOR MORTISE LOCKS								
505-S	US32D/630	2-3/4"	1-3/4"	5" x 12"	1	20	05052 6	 <p>1-1/4" x 8" Faceplate Standard Mounting Holes, Blank Sides (No Sex Bolts)</p>
FOR USE WITH E-PLEX 5700® BY KABA®								
520-S	US32D/630	2-3/4"	1-3/4"	5" x 14"	1	23	52000 5	 <p>NEW!</p> <p>Individually Boxed</p>



ORDERS SHIP within 3-5 Business Days



1.800.624.9942 or



MAGMFG.COM

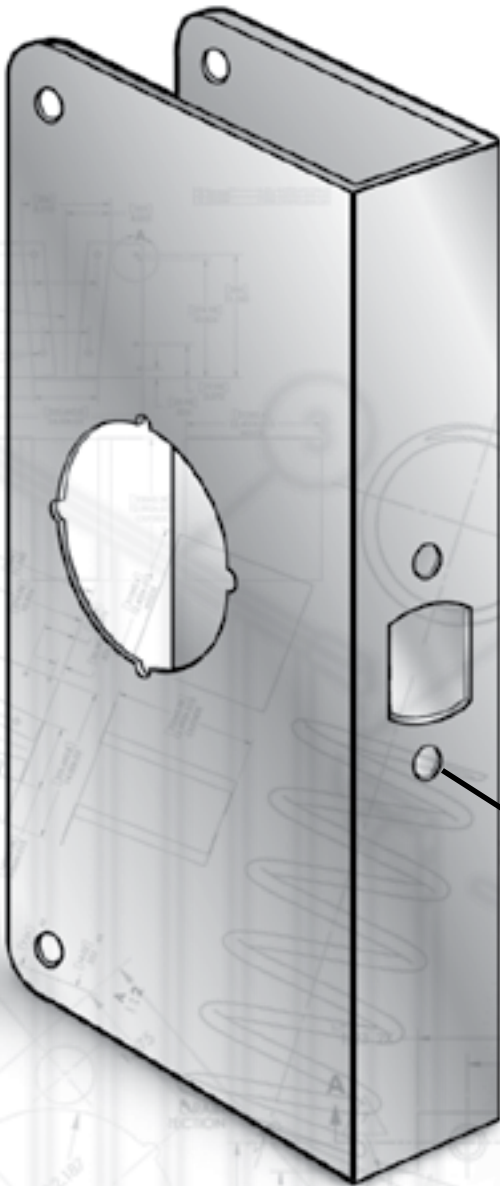
DON'T SEE WHAT YOU NEED?

CUSTOM ORDERS AVAILABLE!

(SEE PAGE 5 or 19)

RESIDENTIAL DOOR REINFORCERS

INSTALL-A-LOCK® *INVENTED AND PATENTED BY MAG SECURITY*



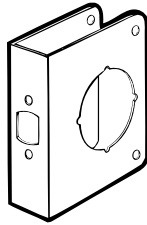
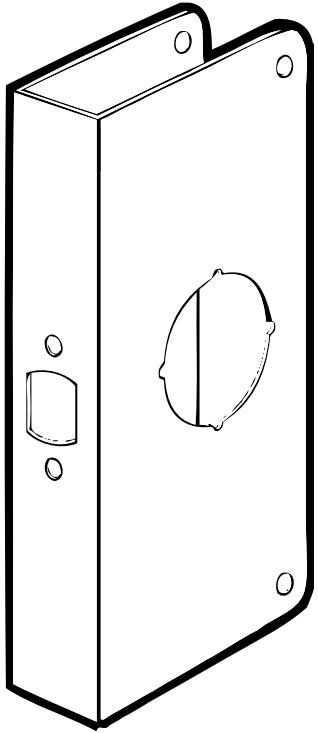




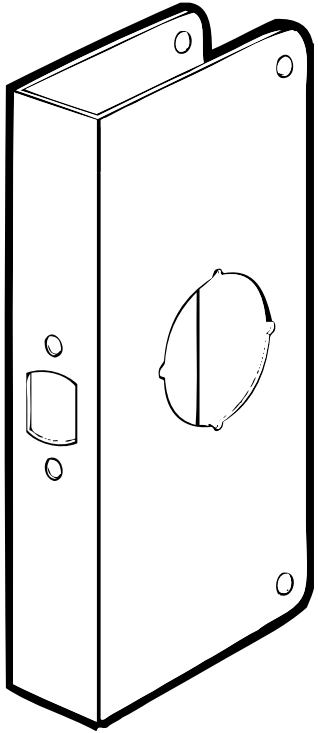










The 2000-2261 Series Door Reinforcer were designed and patented for the residential market. It encases the door and lock into one solid unit and interlocks the latch - preventing door kick-ins.

Patented interlocking latch holes accepts standard screws

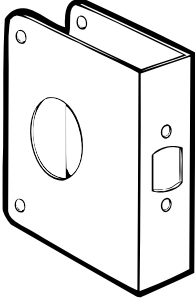
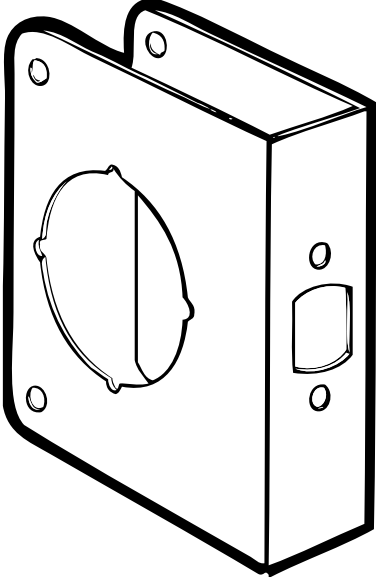












All residential door reinforcers are supplied in retail packaging complete with a scannable bar code



RESIDENTIAL DOOR REINFORCERS

PART NO.	FINISH	BACK SET	DOOR THICKNESS	OVERALL SIZE	SHELF PACK	MASTER PACK	UPC (015231)	PRODUCT DESCRIPTION
2000 SERIES (BOXED)								
2081-S	US32D/630	2-3/4"	1-3/4"	4-1/4" x 4-1/2"	4	32	28120 3	 <p>FOR DEADBOLTS OR DOOR LOCKS WITH 2-1/8" BORE</p>
2000 SERIES (VISUAL PACK CLAM SHELL)								
FLAT FACE DESIGN								
2001-ABV	US5/609	2-3/8"	1-3/8"	4" x 9"	4	32	20015 0	
2001-PBV	US3/605						20013 6	
2001-SNV	US15/619 						20017 4	
2001-ANV	US15A/620 						20018 1	
2001-707	US3/707 						20019 8	
2001-313	313 						20010 5	
2002-ABV	US5/609	2-3/8"	1-3/4"	4" x 9"	4	32	20025 9	
2002-PBV	US3/605						20023 5	
2002-SV	US32D/630						20022 8	
2002-SNV	US15/619 						20027 3	
2002-ANV	US15A/620 						20028 0	
2002-707	US3/707 						20029 7	
2002-313	313 	20020 4						
2003-PBV	US3/605	2-3/4"	1-3/8"	4-1/4" x 9"	4	32	20033 4	<p>For Installing Door Locks with 2-1/8" Bore</p>  NEW FINISH  ALUMINUM
2004-ABV	US5/609	2-3/4"	1-3/4"	4-1/4" x 9"	4	32	20045 7	
2004-PBV	US3/605						20043 3	
2004-SV	US32D/630						20042 6	
2004-SNV	US15/619 						20047 1	
2004-ANV	US15A/620 						20048 8	
2004-707	US3/707 						20049 5	
2004-313	313 	20040 2						

RESIDENTIAL DOOR REINFORCERS

PRODUCT DESCRIPTION	PART NO.	FINISH	BACK SET	DOOR THICKNESS	OVERALL SIZE	SHELF PACK	MASTER PACK	UPC (015231)
<p>2000 SERIES (VISUAL PACK CLAM SHELL)</p> <p>FOR SCHLAGE® DEADBOLTS WITH 1-1/2" BORE</p> 								
	2006-PBV	US3/605	2-3/8"	1-3/4"	4" x 4-1/2"	4	32	20063 1
<p>FOR DEADBOLTS OR DOOR LOCKS WITH 2-1/8" BORE</p> 								
	2051-ABV	US5/609						20515 5
	2051-SV	US32D/630						20512 4
	2051-PBV	US3/605						20513 1
	2051-SNV	US15/619 	2-3/8"	1-3/8"	4" x 4-1/2"	4	32	20517 9
	2051-ANV	US15A/620 						20518 6
	2051-707	US3/707 						20519 3
	2051-313	313 						20510 0
	2061-ABV	US5/609						20615 2
	2061-PBV	US3/605						20613 8
	2061-SV	US32D/630						20612 1
	2061-SNV	US15/619 	2-3/8"	1-3/4"	4" x 4-1/2"	4	32	20617 6
	2061-ANV	US15A/620 						20618 3
	2061-707	US3/707 						20619 0
	2061-313	313 						20610 7
	2081-ABV	US5/609						20815 6
	2081-PBV	US3/605						20813 2
	2081-SNV	US15/619 	2-3/4"	1-3/4"	4-1/4" x 4-1/2"	4	32	20817 0
	2081-ANV	US15A/620 						20818 7
	2081-707	US3/707 						20819 4
	2081-313	313 						20810 1

 **NEW FINISH**

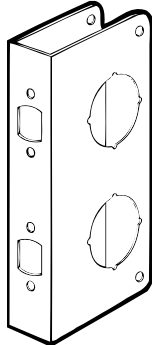
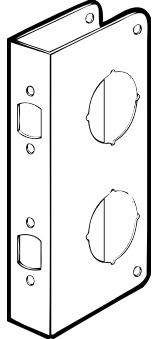
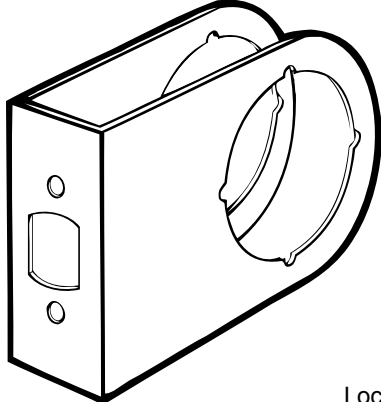




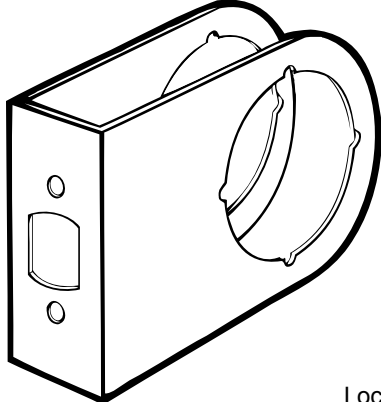




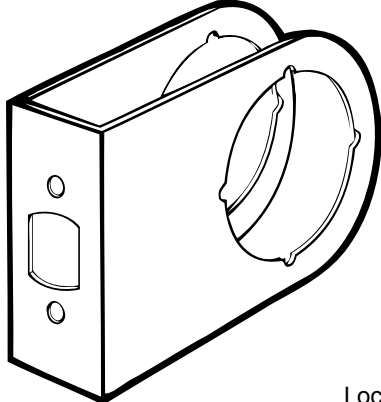




 **ALUMINUM**



or



RESIDENTIAL DOOR REINFORCERS

PART NO.	FINISH	BACK SET	DOOR THICKNESS	OVERALL SIZE	SHELF PACK	MASTER PACK	UPC (015231)	PRODUCT DESCRIPTION
								2000 SERIES (VISUAL PACK CLAM SHELL)
2261-ABV	US5/609	2-3/8"	1-3/4"	4" x 9"	4	32	22615 0	
2261-PBV	US3/605							
								FOR DOUBLE LOCKS
								With 2-1/8" Top and Bottom Bore, 5-1/2" Centers
								2000 SERIES (VISUAL PACK CLAM SHELL)
2258-ABV	US5/609	2-3/4"	1-3/4"	4-1/4" x 9"	4	32	22585 6	
2258-PBV	US3/605							
								FOR DOUBLE LOCKS
								With 2-1/8" Top and Bottom Bore, 5-1/2" Centers
								DESIGNER SERIES (VISUAL PACK)
2035-ABV	US5/609	2-3/8"	1-3/8"	4" x 3"	4	32	20355 7	
2035-PBV	US3/605						20353 3	
2035-SNV	US15/619 						20351 9	
2035-ANV	US15A/620 						20352 6	
2035-707	US3/707 						20359 5	
2035-313	313 						20350 2	
2036-PBV	US3/605	2-3/8"	1-3/4"	4" x 3"	4	32	20363 2	
2036-SNV	US15/619 						20361 8	
2036-ANV	US15A/620 						20362 5	
2036-707	US3/707 						20369 4	
2036-313	313 						20360 1	
2038-PBV	US3/605	2-3/4"	1-3/4"	4-1/4" x 3"	4	32	20383 0	
2038-SNV	US15/619 						20381 6	
2038-ANV	US15A/620 						20382 3	
2038-707	US3/707 						20389 2	
2038-313	313 						20380 9	

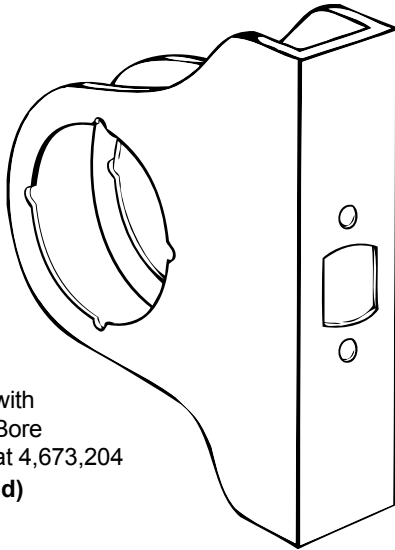
For All Locks with 2-1/8" Bore
U.S. Pat 4,673,204
(Carded)

 **NEW FINISH**
 **ALUMINUM**

PRODUCT DESCRIPTION	PART NO.	FINISH	BACK SET	DOOR THICKNESS	OVERALL SIZE	SHELF PACK	MASTER PACK	UPC (015231)
---------------------	----------	--------	----------	----------------	--------------	------------	-------------	--------------

DESIGNER SERIES
(VISUAL PACK)

TRADITIONAL DOOR REINFORCER

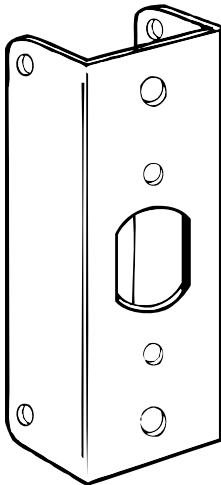


For All Locks with 2-1/8" Bore
U.S. Pat 4,673,204 (Carded)

NEW FINISH
 ALUMINUM

2065-PBV	US3/605							20653 4
2065-SNV	US15/619		2-3/8"	1-3/8"	4" x 6"	4	32	20651 0
2065-ANV	US15A/620							20652 7
2065-707	US3/707							20659 6
2065-313	313							20650 3
2066-PBV	US3/605							20663 3
2066-SNV	US15/619							20661 9
2066-ANV	US15A/620		2-3/8"	1-3/4"	4" x 6"	4	32	20662 6
2066-707	US3/707							20669 5
2066-313	313							20660 2
2068-PBV	US3/605							20683 1
2068-SNV	US15/619		2-3/4"	1-3/4"	4-1/4" x 6"	4	32	20681 7
2068-ANV	US15A/620							20682 4
2068-707	US3/707							20689 3
2068-313	313							20680 0

UNI-FORCE® DOOR EDGE GUARD



Fits All Backsets
U.S. Pat 4,673,204
(Carded or 1 per Polybag)

NEW FINISH
 ALUMINUM

Polybag

NEW!

10-PB	US3/605							00103 0
10-SNV	US15/619		N/A	1-3/8"	1" x 4-1/2"	4	32	10001 6
10-ANV	US15A/620							10002 3
10-707	US3/707							10003 0
10-313	313							10004 7
20-PB	US3/605							00203 7
20-SNV	US15/619		N/A	1-3/4"	1" x 4-1/2"	4	32	20001 3
20-ANV	US15A/620							20002 0
20-707	US3/707							20003 7
20-313	313							20004 4
22-10B	US10B/313							00221 1
22-S	US32D/630		N/A	1-3/4"	1" x 4-1/2"	1	N/A	00222 8



or



DIDN'T FIND WHAT YOU ARE LOOKING FOR? WE MAKE CUSTOM PRODUCTS EVEN FOR 1 PIECE

CUSTOM QUOTE FORM

COMPANY INFORMATION:

Company Name: _____ Contact Name: _____
 Address: _____ E-Mail Address: _____
 City: _____ State: _____ Zip Code: _____
 Phone #: _____ Ext #: _____ Fax #: _____
 Distributor: _____

**We also customize strikes, kick plates and push plates.
 Fax or email a drawing and we will return a quote to you.**

FINISH

Check Box For The Desired Finish

<input type="checkbox"/> US3 Polished Brass	<input type="checkbox"/> US4 Satin Brass	<input type="checkbox"/> US5 Antique Brass	<input type="checkbox"/> US10 Satin Bronze
<input type="checkbox"/> US32D Satin Stainless Steel	<input type="checkbox"/> US32 Polished Stainless Steel	<input type="checkbox"/> US10B Oil Rubbed Bronze	<input type="checkbox"/> OTHER

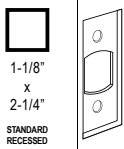
LOCK & DOOR

Quantity: _____

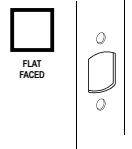
Lock Description: _____

Full Channel Flat Plate

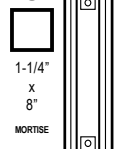
1



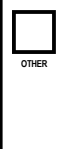
2



3

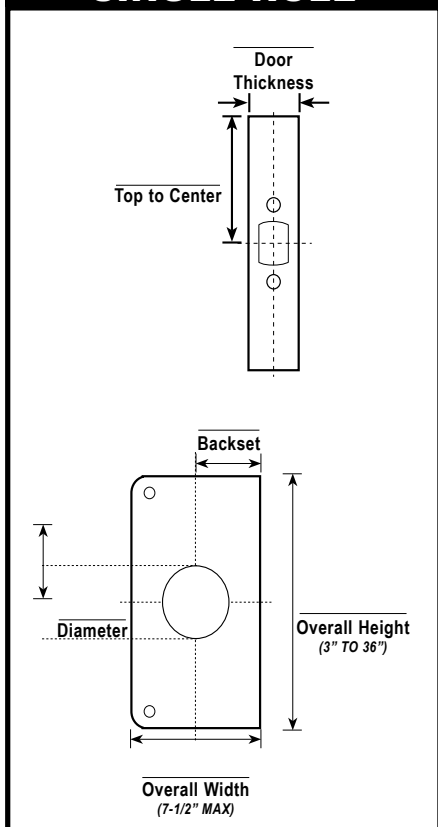


4

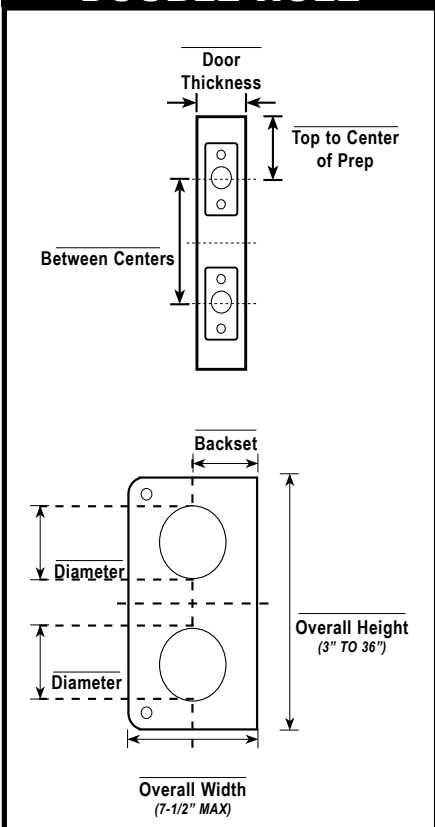


PLEASE FILL OUT ALL MEASUREMENTS SO YOUR QUOTATION WILL NOT BE DELAYED

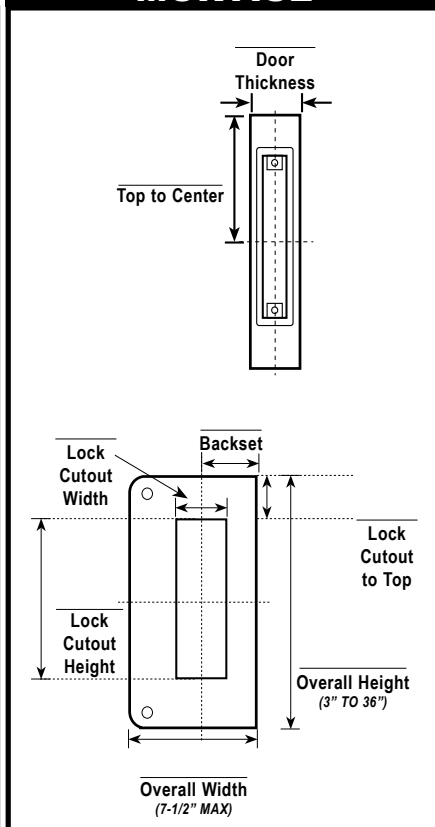
SINGLE HOLE



DOUBLE HOLE



MORTISE



**Contact us for more information: Toll FREE: 800-624-9942, Tel: 949-419-1415, Fax: 949-419-1414
 E-mail: INFO@MAGMFG.COM or visit us on the web at WWW.MAGMFG.COM**

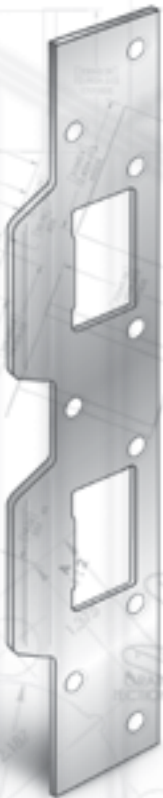
DOOR STRIKES



Adjust-A-Strike®



**High-Security
Box Strike**



Double Strike



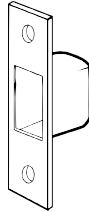
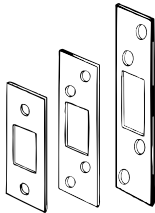
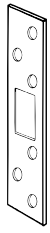

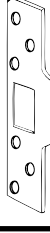


**Door Jamb Full
Lip Strike**

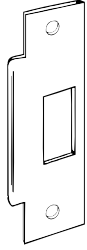
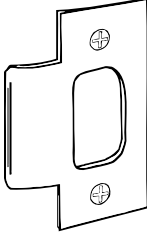
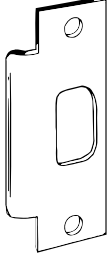
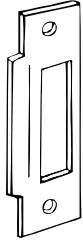
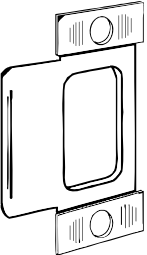


or

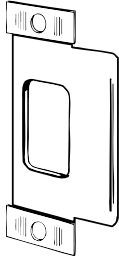
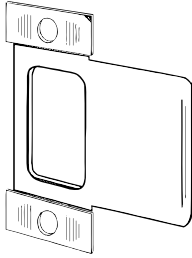


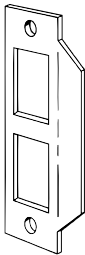



SECURITY STRIKES

PART NO.	FINISH	DOOR THICKNESS	OVERALL SIZE	SHELF PACK	MASTER PACK	UPC (015231)	PRODUCT DESCRIPTION
747-B	Brass	ALL	1-1/4" x 4-7/8"	5	50	07473 7	 HEAVY DUTY HIGH SECURITY BOX STRIKE With 2" Long Screws to Secure Box to Stud 16 GA. with 18 GA. Faceplate (Carded)
747-C	Chrome					07472 0	
750-B	Brass	ALL	1-1/4" x 3-5/8"	5	50	07503 1	 SECURITY DEADBOLT STRIKE With 1-1/4" and 3" Long Screws to Secure Strike to Stud 13 GA. and 16 GA. (Carded or Bulk) (#750 – Kwikset Replacement)
750-B200	Brass	ALL	1-1/4" x 3-5/8"	1	1	N/A NEW! 200 Pcs. Bulk	
755-B	Brass	ALL	1-1/4" x 4-7/8"	5	50	07553 6	
760-B	Brass	ALL	1-1/8" x 6"	5	50	07603 8	 HEAVY GAUGE DEADBOLT STRIKE With 1-1/2" Long Screws, Secures Strike to Stud 13 GA. (Carded)
760-C	Chrome					07602 1	
765-B	Brass	1-3/4" or thicker	1-5/8" x 7-3/4"	5	50	07653 3	 HEAVY GAUGE DEADBOLT STRIKE With 1-1/4" and 3" Long Screws Secures Strike to Stud 13 GA. (Carded)
770-B	Brass	ALL	1-1/4" x 8"	5	50	07703 5	 HEAVY GAUGE LIP STRIKE With 1-1/4" and 3" Long Screws Secures Strike to Stud 13 GA. (Carded)
775-B	Brass	1-3/4" or thicker	1-5/8" x 11"	5	40	07753 0	 HEAVY GAUGE DOUBLE STRIKE With 1-1/4" and 3" Long Screws Secures Strike to Stud 3-5/8" to 4" Centers 13 GA. (Carded)
776-B	Brass	1-3/4" or thicker	1-5/8" x 11"	5	40	07763 9	 HEAVY GAUGE DOUBLE STRIKE With 1-1/4" and 3" Long Screws For 1-3/4" Doors, for Double Locks with 5-1/2" to 6" Centers 13 GA. (Carded)

PRODUCT DESCRIPTION	PART NO.	FINISH	DOOR THICKNESS	OVERALL SIZE	SHELF PACK	MASTER PACK	UPC (015231)
LARGE LIP STRIKE  With 2" Long Screws 18 GA. (Carded or Bulk)	Carded						
	721-B 721-C	Brass Chrome	ALL	1-1/4" x 4-7/8"	5	50	07213 9 07212 2
	200 Pcs. Bulk						
	NEW 721-B200	Brass	ALL	1-1/4" x 4-7/8"	1	1	N/A
EMERGENCY DOOR LOCK RELEASE STRIKE For Use on Interior Doors Only. Moderate Force Opens Interior Doors without Damage. 1-1/8" x 2-1/4" 18 GA. (Carded)	720-B	Brass	ALL	1-1/8" x 2-1/4"	5	50	07203 0
REPLACEMENT T-STRIKE  1-1/8" x 2-3/4" 18 GA. (Carded)	722-B 722-C	Brass Chrome	ALL	1-1/8" x 2-3/4"	5	50	07223 8 07222 1
STANDARD ASA STRIKE  1-1/4" x 4-7/8" 13 GA. (Carded)	731-PB 731-S	Polished Brass Stainless Steel	ALL	1-1/4" x 4-7/8"	5	50	07313 6 07312 9
ASA MORTISE STRIKE  1-1/4" x 4-7/8" 13 GA. (Polybagged - Bulk)	32-CB	Chrome	ALL	1-1/4" x 4-7/8"	25	100	00322 5
ADJUST-A-STRIKE  2-3/4" Adjust-A-Strike For Wood Frames with 1/4" Adjustment 14 GA. U.S. Pat 4,492,397 (Carded)	450-B	Brass	NA	1-1/4" x 2-3/4"	5	50	04503 4

SECURITY STRIKES AND ADJUSTABLE STRIKES

PART NO.	FINISH	DOOR THICKNESS	OVERALL SIZE	SHELF PACK	MASTER PACK	UPC (015231)	PRODUCT DESCRIPTION
452-B	Brass	NA	1-1/4" x 4-7/8"	5	50	04523 2	 <p>ADJUST-A-STRIKE</p> <p>4-7/8" Adjust-A-Strike For Wood Frames with 1/4" Adjustment 14 GA. U.S. Pat 4,492,397 (Carded)</p>
4520-B	Brass	NA	2" Lip	5	50	45203 0	 <p>EXTENDED LIP ADJUST-A-STRIKE</p> <p>2-3/4" Extended Lip Adjust-A-Strike For Wood Frames with 1/4" Adjustment. 14 GA U.S. Pat 4,492,397 (Carded)</p>
4525-B	Brass	NA	2-1/2" Lip	5	50	45253 5	
718-AB 718-B 718-C	Antique Brass Brass Chrome	NA	1-1/8" x 2-1/4"	5	50	2 Per Card 07185 9 07183 5 07182 8	 <p>REPLACEMENT LIP STRIKE</p> <p>Full Lip For Use on Entry or Interior Doors, Adjustable Tang Replacement Strike for Kwikset, Schlage® Weiser and Most Other Brands 18 GA (1 or 2 Per Card)</p>
716-B	Brass	NA	1-1/8" x 2-1/4"	5	50	1 Per Card 07163 7	
717-B2	Brass	NA	1-1/8" x 2-1/4"	1	4	20 pieces in 1 polybag N/A	 <p>REPLACEMENT LIP STRIKE</p> <p>Full Lip, for Use on Entry or Interior Doors, Adjustable Tang. 18 GA (Bulk – 20 pieces per bag 717-B2 OR 20 pieces individually bagged in a retail display 717-B20)</p>
717-B20	Brass	NA	1-1/8" x 2-1/4"	1	4	Display 20 pieces ind. wrapped 97183 8	
8781	Brass	NA	1-5/16" x 3-5/16"	5	50	87813 7	 <p>REPLACEMENT STRIKE</p> <p>For Bit Key Mortise Lock 3/4" Lip Fits Part #'s 8783, 8785, 8786 and 8787 18 GA. (Carded)</p>
745	Steel	NA	1" x 4-7/8"	NA	50	NA	 <p>DUST PROOF STRIKE BOX</p> <p>NEW!</p> <p>22 guage steel provides more protection for the extended bolt and adds some rigidity to the strike (Bulk Box)</p>

LATCH GUARDS

Residential Latch Guard

This latch guard was designed and patented for in-opening doors. It also prevents spreading of door jamb.

Commercial Latch Guard

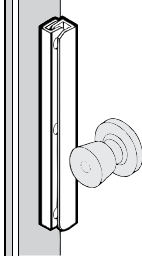
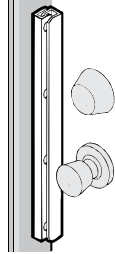
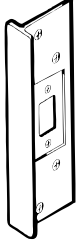
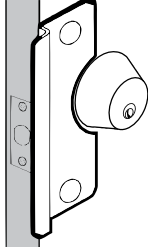
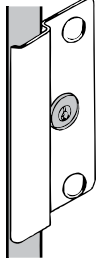
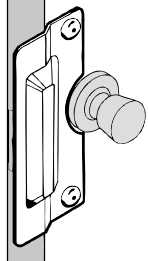















Designed and Patented, this universal latch guard is for out-opening doors and fits most single, double and mortise locks.

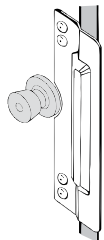
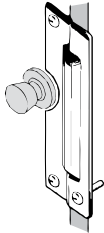
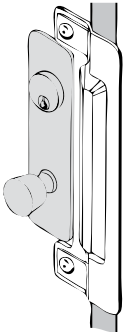
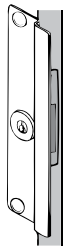
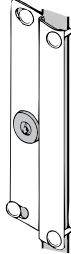
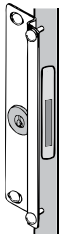
Commercial Latch Guard

Designed and patented, this removable latch guard is for single or double narrow style doors.



LATCH GUARDS

PART NO.	FINISH	OVERALL SIZE	SHELF PACK	MASTER PACK	UPC (015231)	PRODUCT DESCRIPTION																																																	
8840-B	Brass	5/8" x 7"	5	40	88403 9	 <p>LATCH GUARD 7" For In-Opening Doors</p> <p>All Backsets, Deadbolts and Key-in Knob Locks. Reinforces Door and Frame, Prevents Spreading of Frame, Hardened Concealed Screws. 14 GA. (Carded) U.S. Pat 5,395,145</p>																																																	
8840-C	Chrome				88402 2		8843-B	Brass	5/8" x 12"	5	40	88433 6	 <p>LATCH GUARD 12" For In-Opening Doors</p> <p>All Backsets, Deadbolts and Key-in Knob Locks, Double Locks, Mortise Locks and Access Control Locks. Reinforces Door and Frame, Prevents Spreading of Frame, Hardened Concealed Screws. 14 GA. (Carded) U.S. Pat 5,395,145</p>	8843-C	Chrome	88432 9	8844-AL	Aluminum	1-3/4" x 6"	5	50	88448 0	 <p>LATCH GUARD 6" For In or Out-Opening Doors</p> <p>With Deadbolts or Key-in-Knob Locks 12 GA. (Carded)</p>	8844-B	Brass	88443 5	8845-B	Brass	2-1/2" x 6"	5	40	88453 4	 <p>LATCH GUARD 6" For Out-Opening Doors</p> <p>All Backsets, Deadbolts and Key-in-Knob Locks, Protects Latch or Bolt, Heavy Gauge Steel, Accepts up to 3-1/2" Rose, 7/16" Offset. 12 GA. (Carded)</p>	8845-C	Chrome	88452 7	8852-AL	Aluminum	3-1/2" x 6-1/2"	10	40	88528 9	 <p>6-1/2" OUTSWING LATCH GUARD For Out-Opening Doors</p> <p>Narrow Stile, Store Front Doors with Cylinder Guard, and Drive Rivet, 3/16" Offset with 1/2" Clearance Under Channel. 12 GA. (Carded)</p>	8852-DU	Duronodic	88526 5	8848-B	Brass	3" x 7"	5	40	88483 1	 <p>LATCH GUARD 7" For Out-Opening Doors</p> <p>All Backsets, Deadbolts and Key-in-Knob Locks. Protects Latch or Bolt. Conceals Lip of Existing Strike, Accepts up to 3 1/2" Rose. 12 GA. (Carded) U.S. Pat 5,415,020</p>	8848-C	Chrome
8843-B	Brass	5/8" x 12"	5	40	88433 6	 <p>LATCH GUARD 12" For In-Opening Doors</p> <p>All Backsets, Deadbolts and Key-in Knob Locks, Double Locks, Mortise Locks and Access Control Locks. Reinforces Door and Frame, Prevents Spreading of Frame, Hardened Concealed Screws. 14 GA. (Carded) U.S. Pat 5,395,145</p>																																																	
8843-C	Chrome				88432 9		8844-AL	Aluminum	1-3/4" x 6"	5	50	88448 0	 <p>LATCH GUARD 6" For In or Out-Opening Doors</p> <p>With Deadbolts or Key-in-Knob Locks 12 GA. (Carded)</p>	8844-B	Brass	88443 5	8845-B	Brass	2-1/2" x 6"	5	40	88453 4	 <p>LATCH GUARD 6" For Out-Opening Doors</p> <p>All Backsets, Deadbolts and Key-in-Knob Locks, Protects Latch or Bolt, Heavy Gauge Steel, Accepts up to 3-1/2" Rose, 7/16" Offset. 12 GA. (Carded)</p>	8845-C	Chrome	88452 7	8852-AL	Aluminum	3-1/2" x 6-1/2"	10	40	88528 9	 <p>6-1/2" OUTSWING LATCH GUARD For Out-Opening Doors</p> <p>Narrow Stile, Store Front Doors with Cylinder Guard, and Drive Rivet, 3/16" Offset with 1/2" Clearance Under Channel. 12 GA. (Carded)</p>	8852-DU	Duronodic	88526 5	8848-B	Brass	3" x 7"	5	40	88483 1	 <p>LATCH GUARD 7" For Out-Opening Doors</p> <p>All Backsets, Deadbolts and Key-in-Knob Locks. Protects Latch or Bolt. Conceals Lip of Existing Strike, Accepts up to 3 1/2" Rose. 12 GA. (Carded) U.S. Pat 5,415,020</p>	8848-C	Chrome	88482 4	8848-S	Stainless Steel				28848 6			
8844-AL	Aluminum	1-3/4" x 6"	5	50	88448 0	 <p>LATCH GUARD 6" For In or Out-Opening Doors</p> <p>With Deadbolts or Key-in-Knob Locks 12 GA. (Carded)</p>																																																	
8844-B	Brass				88443 5		8845-B	Brass	2-1/2" x 6"	5	40	88453 4	 <p>LATCH GUARD 6" For Out-Opening Doors</p> <p>All Backsets, Deadbolts and Key-in-Knob Locks, Protects Latch or Bolt, Heavy Gauge Steel, Accepts up to 3-1/2" Rose, 7/16" Offset. 12 GA. (Carded)</p>	8845-C	Chrome	88452 7	8852-AL	Aluminum	3-1/2" x 6-1/2"	10	40	88528 9	 <p>6-1/2" OUTSWING LATCH GUARD For Out-Opening Doors</p> <p>Narrow Stile, Store Front Doors with Cylinder Guard, and Drive Rivet, 3/16" Offset with 1/2" Clearance Under Channel. 12 GA. (Carded)</p>	8852-DU	Duronodic	88526 5	8848-B	Brass	3" x 7"	5	40	88483 1	 <p>LATCH GUARD 7" For Out-Opening Doors</p> <p>All Backsets, Deadbolts and Key-in-Knob Locks. Protects Latch or Bolt. Conceals Lip of Existing Strike, Accepts up to 3 1/2" Rose. 12 GA. (Carded) U.S. Pat 5,415,020</p>	8848-C	Chrome	88482 4	8848-S	Stainless Steel				28848 6													
8845-B	Brass	2-1/2" x 6"	5	40	88453 4	 <p>LATCH GUARD 6" For Out-Opening Doors</p> <p>All Backsets, Deadbolts and Key-in-Knob Locks, Protects Latch or Bolt, Heavy Gauge Steel, Accepts up to 3-1/2" Rose, 7/16" Offset. 12 GA. (Carded)</p>																																																	
8845-C	Chrome				88452 7		8852-AL	Aluminum	3-1/2" x 6-1/2"	10	40	88528 9	 <p>6-1/2" OUTSWING LATCH GUARD For Out-Opening Doors</p> <p>Narrow Stile, Store Front Doors with Cylinder Guard, and Drive Rivet, 3/16" Offset with 1/2" Clearance Under Channel. 12 GA. (Carded)</p>	8852-DU	Duronodic	88526 5	8848-B	Brass	3" x 7"	5	40	88483 1	 <p>LATCH GUARD 7" For Out-Opening Doors</p> <p>All Backsets, Deadbolts and Key-in-Knob Locks. Protects Latch or Bolt. Conceals Lip of Existing Strike, Accepts up to 3 1/2" Rose. 12 GA. (Carded) U.S. Pat 5,415,020</p>	8848-C	Chrome	88482 4	8848-S	Stainless Steel				28848 6																							
8852-AL	Aluminum	3-1/2" x 6-1/2"	10	40	88528 9	 <p>6-1/2" OUTSWING LATCH GUARD For Out-Opening Doors</p> <p>Narrow Stile, Store Front Doors with Cylinder Guard, and Drive Rivet, 3/16" Offset with 1/2" Clearance Under Channel. 12 GA. (Carded)</p>																																																	
8852-DU	Duronodic				88526 5		8848-B	Brass	3" x 7"	5	40	88483 1	 <p>LATCH GUARD 7" For Out-Opening Doors</p> <p>All Backsets, Deadbolts and Key-in-Knob Locks. Protects Latch or Bolt. Conceals Lip of Existing Strike, Accepts up to 3 1/2" Rose. 12 GA. (Carded) U.S. Pat 5,415,020</p>	8848-C	Chrome	88482 4	8848-S	Stainless Steel				28848 6																																	
8848-B	Brass	3" x 7"	5	40	88483 1	 <p>LATCH GUARD 7" For Out-Opening Doors</p> <p>All Backsets, Deadbolts and Key-in-Knob Locks. Protects Latch or Bolt. Conceals Lip of Existing Strike, Accepts up to 3 1/2" Rose. 12 GA. (Carded) U.S. Pat 5,415,020</p>																																																	
8848-C	Chrome				88482 4																																																		
8848-S	Stainless Steel				28848 6																																																		

PRODUCT DESCRIPTION	PART NO.	FINISH	OVERALL SIZE	SHELF PACK	MASTER PACK	UPC (015231)
<p>LATCH GUARD 11" For Out-Opening Doors</p>  <p>All Backsets, for Mortise or Key-in-Knob Locks. Accepts Up to 3-1/2" Rose, 1/4" Offset. 12 GA. (Polybagged)</p>	8851-AL	Aluminum	3" x 11"	5	40	88518 0
<p>LATCH GUARD 11" For Out-Opening Doors</p>  <p>With Anti-Spread Pin All Backsets, for Mortise or Key-in-Knob Locks. Accepts Up to 3-1/2" Rose 12 GA. (Polybagged)</p>	8846-S	Stainless Steel	3" x 11"	5	40	88462 6
<p>LATCH GUARD UNIVERSAL 11-3/4" For Out-Opening Doors With 1"x 8-3/4" Cutout</p>  <p>All Backsets, Single Locks, Double Locks up to 6" on Center, Combination Locks, Mortise Locks and Access Control Locks Protects Latch or Bolt, Conceals Lip of Existing Strike, Reinforced Mounting Area 12 GA. (Polybagged/Carded) U.S. Pat. 5,415,020 and D352,224</p>	8849-AL	Aluminum	3-1/2" x 11-3/4"	5	40	88498 5
	8850-B	Brass	3-1/2" x 11-3/4"	5	40	88503 6
	8850-C	Chrome	3-1/2" x 11-3/4"	5	40	88502 9
<p>12" OUTSWING LATCH GUARDS For Out-Opening Doors</p>  <p>Narrow Stile, Store Front Doors, 1/4" Offset, 1-1/8" Backset. 12 GA. (Carded)</p>	8853-AL	Aluminum	2-5/8" x 12"	5	20	88538 8
	8853-DU	Duronodic	2-5/8" x 12"	5	20	88536 4
<p>12" OUTSWING LATCH GUARDS For Out-Opening Doors</p>  <p>With Anti-Spread Pin Narrow Stile, Store Front Doors, 1/4" Offset, 1-1/8" Backset. 12 GA. U.S. Pat 5,547,239 (Carded)</p>	8854-AL	Aluminum	3-1/4" x 12"	5	20	88548 7
	8854-DU	Duronodic	3-1/4" x 12"	5	20	88546 3
<p>12" OUTSWING LATCH GUARDS Center Hung 4" With Anti-Spread Pin</p>  <p>Center Hung Doors, 1-1/8" Offset for 4" Frame with Cylinder Guard, Single or Double Acting. 12 GA. (Carded) U.S. Pat. 5,547,239</p>	8855-DU	Duronodic	3-1/4" x 12"	5	20	88556 2



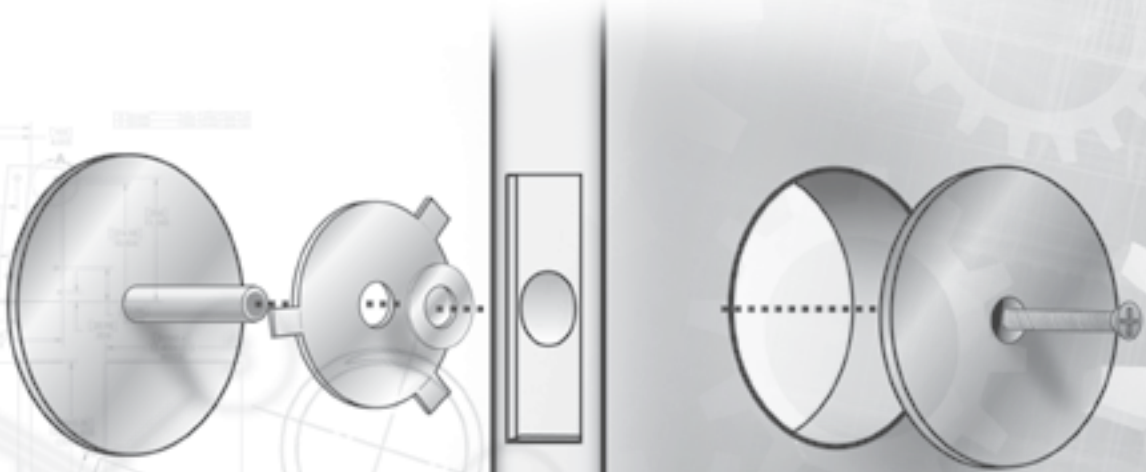
or



HOLE COVERS AND FILLER PLATES

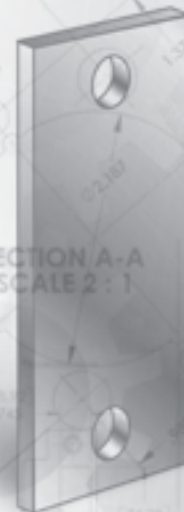
Hole Cover Plates

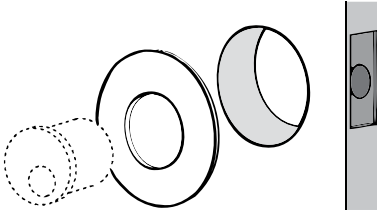
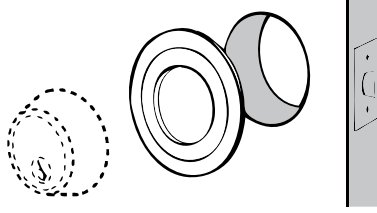
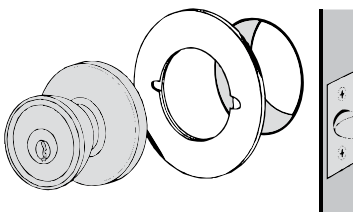
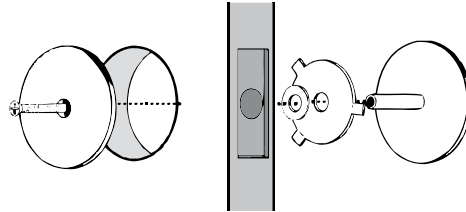
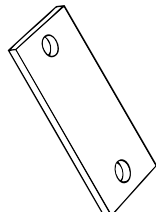
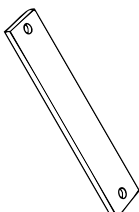
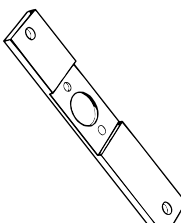
MAG's unique patented hole cover plate fits both 1-1/2" and 2-1/8" bores. The centering disc prevents the cover from slipping down.



Filler Plates

MAG's filler plates are manufactured with the highest levels of quality control to ensure proper fit.



PRODUCT DESCRIPTION	PART NO.	FINISH	SHELF PACK	MASTER PACK	UPC (015231)
<p>ADAPTER 2-5/8" DIAMETER FOR RIM OR MORTISE CYLINDERS</p>  <p>Covers up to 2 1/8" Diameter Hole 1-1/4" Inside Diameter (Carded)</p>	8860-B	Brass	5	50	88603 3
<p>ADAPTER PLATES 2-3/4" DIAMETER</p>  <p>For Installing Schlage® Deadbolts with 1-1/2" Bore in a 2-1/8" Bore (2 Per Card)</p>	8863-B	Brass	5	50	88633 0
<p>COVER PLATES 3-1/2" DIAMETER</p>  <p>For 2-1/8" Bore Locks, Covers Damaged Door, Changes 2-3/8" to 2-3/4" Backset, Changes 2-3/4" to 2-3/8" Backset (2 Per Card)</p>	8865-B 8865-C	Brass Chrome	5	50	88653 8 88652 1
<p>HOLE COVER 2-5/8" DIAMETER</p>  <p>Fits 1-1/2" to 2-1/8" Holes Self Centering Disk Prevents Movement of Plate (Carded) U.S. Pat 5,325,630</p>	8868-B 8868-C 8868-PC	Brass Chrome Prime Coat	5	50	88683 5 88682 8 88680 4
<p>FILLER PLATE 1-1/8" X 2-1/4"</p>  <p>For 161 Cut-Out (Carded)</p>	Carded 8873-B 8873-PC	Brass Prime Coat	5	50	88733 7 88730 6
<p>For 161 Cut-Out for Schlage® Individually Polybagged with Screws (Bulk)</p>	Bulk 8873-PCB	Prime Coat	25	100	08873 4
<p>FILLER PLATE 1-1/4" X 8"</p>  <p>For 86 Mortise Lock Face Cut-Out Individually Polybagged with Screws (Bulk)</p>	Bulk 8875-PCB	Prime Coat	25	100	08875 8
<p>FILLER PLATE CONVERTS 86 CUT OUT TO 161 PREP</p>  <p>3/8" Off-Center Line, 8" x 1-1/4" Individually Polybagged with Screws (Bulk)</p>	Bulk 8886-PCB	Prime Coat	25	100	08886 4



SLIDING DOOR, WINDOW AND PATIO LOCKS



Sliding Patio Door Bar




Window Lock



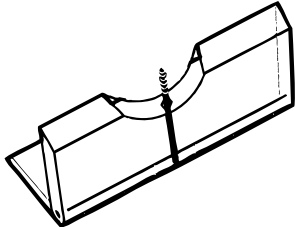
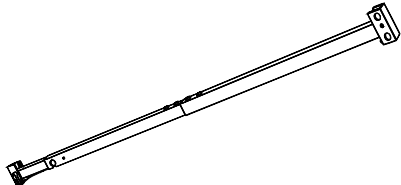
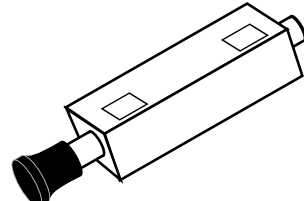

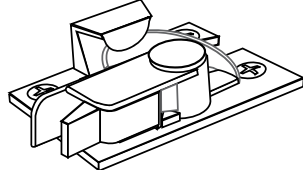
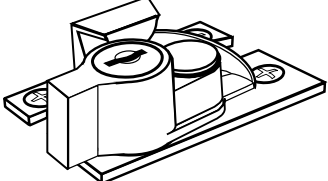

Sliding Patio Door Lock



Security Flip Lock


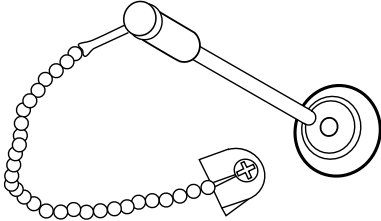


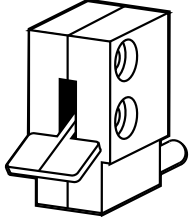

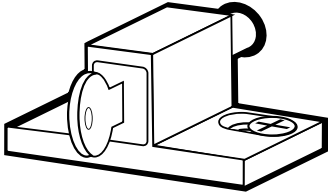


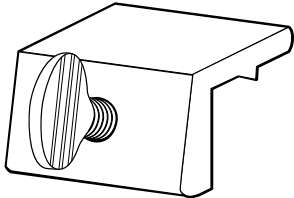

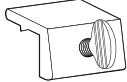

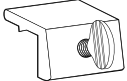
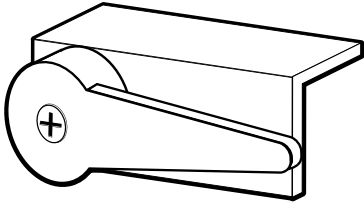
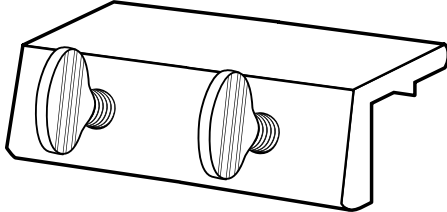
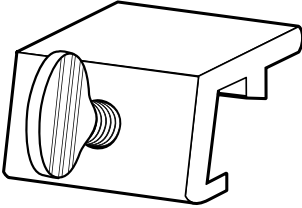
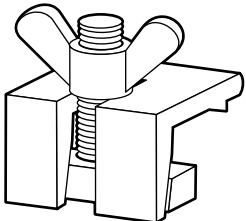
Sliding Window Lock

PRODUCT DESCRIPTION	PART NO.	FINISH	SHELF PACK	MASTER PACK	UPC (015231)
<p>SECURITY FLIP LOCK</p> <p>For Patio Doors and Double Hung Windows No Tools Required Attaches with Permanent Adhesive 2 Each (Carded)</p> 	8702	Lexan	5	50	98702 0
<p>SLIDING DOOR BAR</p> <p>Heavy Gauge Steel, Maximum Security, Locks in Vented or Closed Position, Adjusts to Fit 28" to 48" Door Mounts on Inside or Outside Sliders Lock Prevents Lifting Bar from Outside, Easy Installation, Safely Stores Down When Not in Use (Carded) U.S. Pat. # 5,193,865</p> 	8820 8820-W	Aluminum White	5	20	98820 1 88207 3
<p>PATIO DOOR LOCK WITH BOLT</p> <p>2" Deadbolt for Maximum Security, Locks Sliding Patio or Hinged Doors, For Use on Inside or Outside Sliding Patio Doors (Carded)</p> 	8824-AL 8824-W	Aluminum White	5	50	88248 6 88247 9
<p>KEYED PATIO DOOR LOCK WITH BOLT</p> <p>2" Deadbolt for Maximum Security, Locks Sliding Patio or Hinged Doors, For Use on Inside or Outside Sliding Patio Doors (Carded) KA Key #655 (refer to key information, pages 44-45)</p> 	8825-AL 8825-W	Aluminum White	5	20	88258 5 88257 8
<p>SAFETY SASH LOCK</p> <p>For Narrow Stile Wood or Metal Windows with Child Safety Lever Squeeze Lever to Unlock (Carded)</p> 	8737-B 8737-W	Brass White	5	50	87373 6 87377 4
<p>KEYED SASH LOCK</p> <p>For Narrow Stile Wood or Metal Windows (Carded) KA Key #655 (refer to key information, pages 44-45)</p> 	8741-B 8741-W	Brass White	5	50	87413 9 87417 7
<p>KEYED DOUBLE HUNG WINDOW LOCK</p> <p>Locks in Vented or Closed Position (Carded) KA (refer to key information, pages 44-45)</p> 	8749	Brass	5	50	87493 1



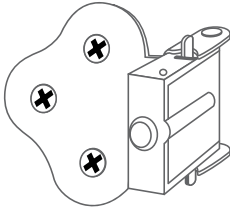
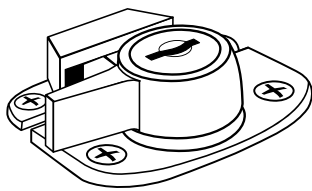
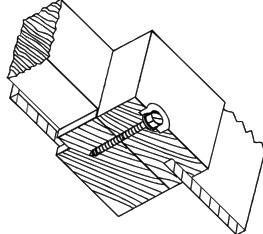
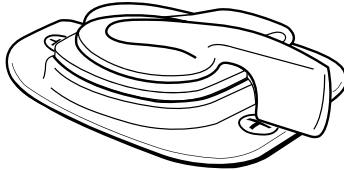
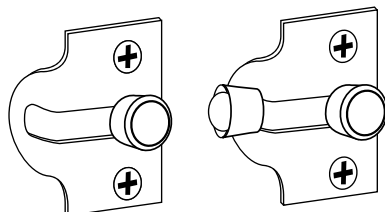
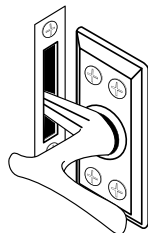
SLIDING PATIO DOOR LOCKS

PART NO.	FINISH	SHELF PACK	MASTER PACK	UPC (015231)	PRODUCT DESCRIPTION
8751	Zinc	5	50	87512 9	 <p>PATIO DOOR LOCK</p> <p>Push Pull with 1/2" Throw Venting Feature (Carded)</p>
8752	Nickel Plate	5	50	98752 5	 <p>SLIDING PATIO DOOR PIN LOCK</p> <p>Pin Locks into Retaining Ring Prevents Removal from Outside Venting Feature (Carded)</p>
8753-AL	Aluminum	5	50	87538 9	 <p>SLIDING DOOR SCREW LOCK</p> <p>For Sliding Glass Doors and Windows Venting Feature (Carded)</p>
8754-AL	Aluminum	5	50	87548 8	 <p>SLIDING DOOR AND WINDOW LOCK</p> <p>3/4" Bolt Throw Locks in Closed or Ventilating Position (Carded)</p>
8754-W	White			87547 1	
8755	Aluminum	5	50	98755 6	 <p>SLIDING DOOR LOCK</p> <p>Foot or Hand Operated Mount on Top or Bottom Can Be Used on Inside or Outside Sliders Venting Feature (Carded)</p>
8756	Aluminum	5	50	87568 6	 <p>KEYED PATIO DOOR LOCK</p> <p>For Inside or Outside Use Operated by Key and Lever Venting Feature (Carded) KA - Key #655 (refer to key information, pages 44-45)</p>
8757	Aluminum	5	50	87578 5	 <p>KEYED PATIO DOOR LOCK</p> <p>Locks in Vented or Closed Position (Carded)</p>

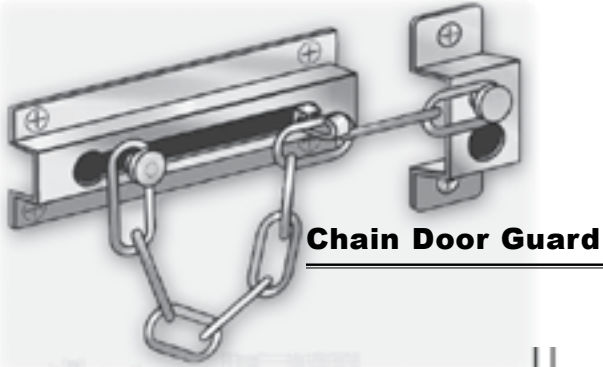
PRODUCT DESCRIPTION	PART NO.	FINISH	SHELF PACK	MASTER PACK	UPC (015231)
<p>SLIDING WINDOW LOCK WITH POINTED SECURITY SCREW HEAVY DUTY</p>  <p>For Window or Door (Carded 2 each)</p>	8732 8732-W	Aluminum White	5	50	98732 7 87327 9
<p>COUNTER DISPLAY FOR SLIDING WINDOW LOCK WITH POINTED SECURITY SCREW HEAVY DUTY</p>  <p>Bulk 250 Pcs</p>  <p>Display Box 7-1/2" Square Individually Polybagged with UPC (250 Pieces)</p>	8736-1	Aluminum	1	1	98736 5
<p>COUNTER DISPLAY FOR SLIDING WINDOW LOCK WITH POINTED SECURITY SCREW HEAVY DUTY</p>  <p>Bulk 50 Pcs</p>  <p>Individually Polybagged with UPC (50 Pieces)</p>	8736-50	Aluminum	1	1	98736 5
<p>LEVER WINDOW LOCK</p>  <p>Move Lever to Lock or Unlock (Carded)</p>	8738 8738-W	Aluminum White	5	50	87382 8 87387 3
<p>HEAVY DUTY DOUBLE SLIDING WINDOW LOCK</p>  <p>With 2 Pointed Security Screws (Carded)</p>	8742	Aluminum	5	50	98742 6
<p>NO MAR SLIDING WINDOW LOCK</p>  <p>With Rubber Insert (2 Per Card)</p>	8743	Aluminum	5	50	87438 2
<p>HEAVY DUTY NO MAR SLIDING WINDOW LOCK</p>  <p>Fits Wide or Narrow Tracks (2 Per Card)</p>	8746	Aluminum	5	50	98746 4



DOUBLE HUNG WINDOW LOCKS AND CASEMENT FASTENER

PART NO	FINISH	SHELF PACK	MASTER PACK	UPC (015231)	PRODUCT DESCRIPTION
8745	Brass	5	50	87453 5	 <p>HINGED WOOD WINDOW LOCK</p> <p>For Double Hung Windows (Carded)</p>
8758	Brass	5	50	87583 9	 <p>KEYED WOOD SASH WINDOW LOCK</p> <p>For Double Hung Windows (Carded) KA Key #655 (refer to key information, pages 44-45)</p>
8761	Brass	5	50	87613 3	 <p>DOUBLE HUNG WINDOW LOCK</p> <p>6 Screws Secure 3 Windows Special Key Included (Carded)</p>
8764	Brass	5	50	87643 0	 <p>WOOD SASH CAM WINDOW LOCK</p> <p>Pulls Windows Together For Double Hung Windows (Carded)</p>
8765	Brass	5	50	98765 5	 <p>DOUBLE HUNG WOOD WINDOW LOCK</p> <p>Secures Window in Vented or Closed Position, Slide Type with Knob (2 Per Card)</p>
8766-W	White	5	50	87667 6	 <p>UNIVERSAL CASEMENT FASTENER</p> <p>Three Strikes Included (Carded)</p>

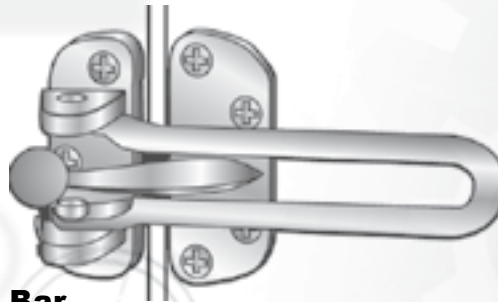
DOOR, CABINET, MAILBOX AND FLIP LOCKS



Chain Door Guard



Drawer & Cabinet Lock



Swing Bar



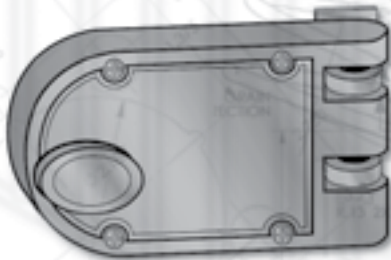
Cam Lock



Privacy Flip Lock



Mortise Lock



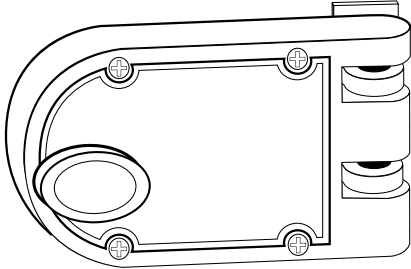
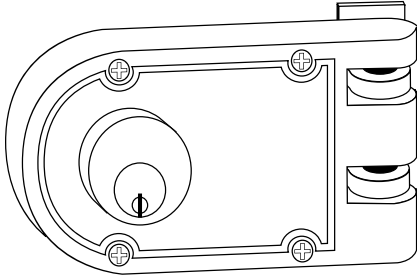
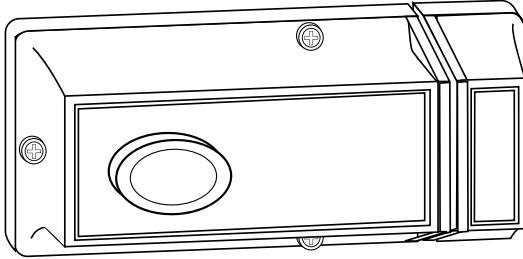
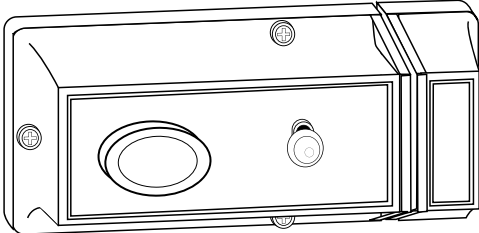
Dead Lock



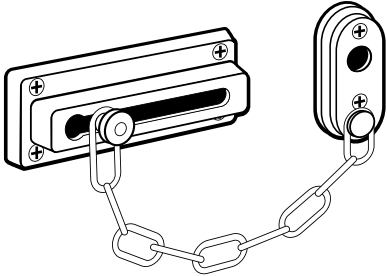
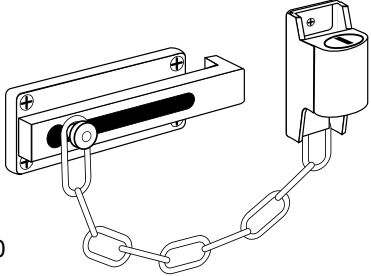
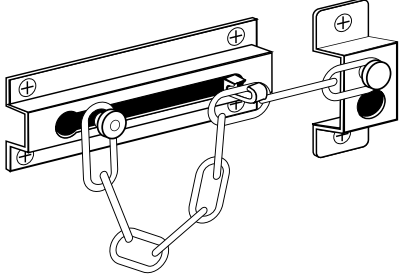
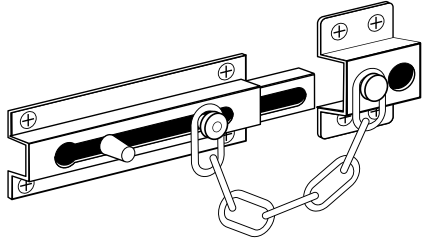
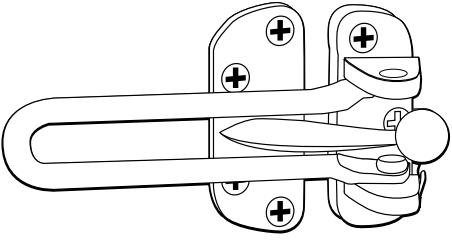
Mailbox Lock



DEADLOCKS AND RIM LOCKS

PART NO.	FINISH	SHELF PACK	MASTER PACK	UPC (015231)	PRODUCT DESCRIPTION
8000 8000-W	Brass White	5	20	80003 9 80007 7	<p>SINGLE CYLINDER DEADLOCK KEYED OUTSIDE</p>  <p>Thumbturn Inside, Angle Strike, Jimmy Proof Vertical Bolt, Surface Mounted, 2 Keys Included (refer to key information, pages 44-45) (Clam Shell Pack) KD</p>
8003 8003-W	Brass White	5	20	80033 6 80037 4	<p>DOUBLE CYLINDER DEADLOCK KEYED INSIDE & OUTSIDE</p>  <p>Angle Strike, Jimmy Proof Vertical Bolt, Surface Mounted 2 Keys Included (refer to key information, pages 44-45) (Clam Shell Pack) KD</p>
8005	Brass	5	20	80053 4	<p>SINGLE CYLINDER RIM DEADLOCK KEYED OUTSIDE</p>  <p>Knob inside, Surface Mounted, Angle Strike, 2 Keys Included (refer to key information, pages 44-45) (Clam Shell Pack) KD</p>
8006	Brass	5	20	80063 3	<p>3-WAY NIGHT LATCH WITH THUMB TURN KEYED OUTSIDE</p>  <p>Deadlocks, Automatic Lock or Hold Open, Angle Strike, Surface Mounted, 2 Keys Included (refer to key information, pages 44-45) (Clam Shell Pack) KD</p>

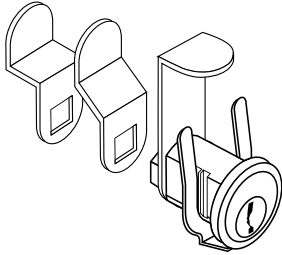
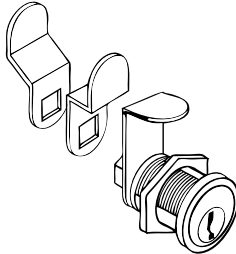
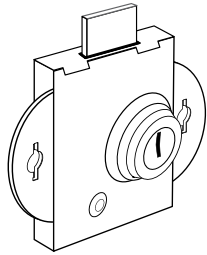
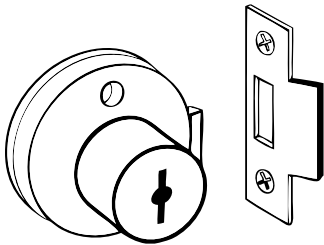
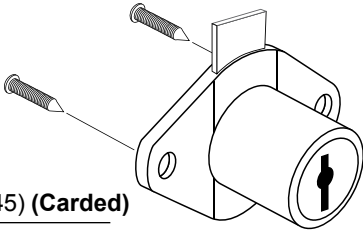
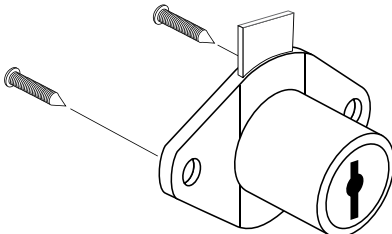
CHAIN AND SWING BAR DOOR GUARDS

PRODUCT DESCRIPTION	PART NO.	FINISH	SHELF PACK	MASTER PACK	UPC (015231)
CHAIN DOOR GUARD  For Wood or Metal Door with Extra Long Screws (Carded) For Wood or Metal Door (Carded)	8707	Brass	5	50	87073 5
	8707-W	White			87077 3
	8710	Antique Brass	5	50	87105 3
KEYED CHAIN DOOR GUARD  Locks from Inside or Outside For Wood or Metal Doors with Extra Long Screws (Carded) KA Key #601-610 (refer to key information, pages 44-45)	8708	Brass	5	50	87083 4
	8708-W	White			87087 2
TAMPER PROOF CHAIN DOOR GUARD  Hookup Keeps Chain Tight (Carded)	8709	Brass	5	50	98709 9
	8709-AB	Antique Brass			87095 7
CHAIN DOOR GUARD WITH DOOR BOLT  For Wood or Metal Door (Carded)	8711	Brass	5	50	87113 8
SWING BAR DOOR GUARD  For Wood or Metal Door (Carded)	8715	Brass	5	50	87153 4
	8715-C	Chrome			87152 7



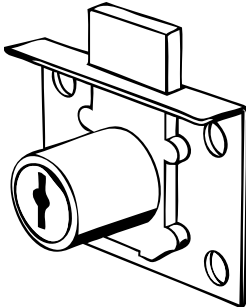
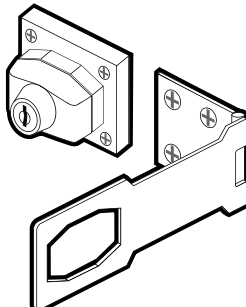
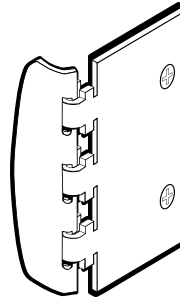

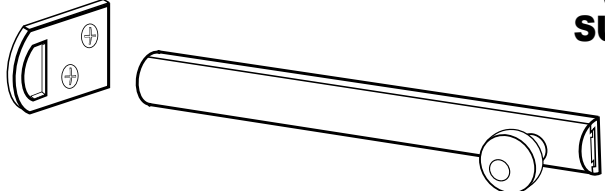
DOOR AND DRAWER CAM LOCKS

PART NO.	FINISH	SHELF PACK	MASTER PACK	UPC (015231)	PRODUCT DESCRIPTION	
8774-B	Brass	5	50	87743 7	 <p>DOOR AND DRAWER CAM LOCK</p> <p>Fits Up to 13/16" Thick Drawer 90° and 180° Stops, 1-1/8" Offset and 2" Straight Cams Included, Requires 3/4" Dia. Hole, 2 Keys Included, Rekeyable (refer to key information, pgs 46-47) (Carded)</p> <p>Keyed to #611 Only – Polybagged Bulk with UPC</p>	
8774-C	Chrome					87742 0
8774-CKD	Chrome	5	50	28774 8		
8774KA611	Chrome	5	25	87740 6		
8775	Chrome	5	50	87752 9		 <p>DOOR AND DRAWER CAM LOCK</p> <p>Fits Up to 1/4" Thick Drawer 90° and 180° Stops, 1-1/8" Offset and 2" Straight Cams Included, Requires 3/4" Dia. Hole, 2 Keys Included, Rekeyable (refer to key information, pgs 46-47) (Carded)</p>
8775-CKD	Chrome					
8776	Chrome	5	50	87762 8		
8776-B	Brass				87763 5	
8808-S	Stainless Steel	5	50	88082 6	 <p>DOOR AND DRAWER CAM LOCK</p> <p>Fits Up to 13/16" Thick Drawer 90° and 180° Stops, 1-1/8" Offset and 2" Straight Cams Included, Requires 3/4" Dia. Hole, 2 Keys Included, Rekeyable (refer to key information, pgs 46-47) (Carded)</p> <p>Keyed to #759 Only – Polybagged Bulk with UPC</p> <p>Keyed to #814 Only – Polybagged Bulk with UPC</p>	
8808-SKA	Stainless Steel					
8808KA759	Stainless Steel	5	25	08808 6		
8808KA814	Stainless Steel	5	25	02808 2		
8811-S	Stainless Steel	5	50	08811 6		
8811-SKA	Stainless Steel					5
8811KA796	Stainless Steel	5	25	28811 0		
8811KA838	Stainless Steel	5	25	02881 5		
8813-S	Chrome	5	50	08813 0	 <p>DOOR AND DRAWER CAM LOCK</p> <p>Fits 16-24 Gauge Metal Drawers 90° and 180° Stops, 1-1/8" Offset and 1-3/8" Straight Cams Included, Requires 3/4" Dia. Hole, Intsalls with Clips, 2 Keys Included, Rekeyable (refer to key information, pgs 46-47) (Carded)</p> <p>Keyed to #820 Only – Polybagged Bulk with UPC</p>	
8813-SKA	Chrome					5

PRODUCT DESCRIPTION	PART NO.	FINISH	SHELF PACK	MASTER PACK	UPC (015231)
<p>MAILBOX LOCK</p>  <p>Includes 3 Cams Installs with Clip 2 Keys Included (Carded) KD (refer to key information, pages 44-45)</p>	8803	Brass	5	50	88032 1
<p>MAILBOX LOCK</p>  <p>Includes 3 Cams Installs with Hex Panel Nut 2 Keys Included (Carded) KD (refer to key information, pages 44-45)</p>	8800	Brass	5	50	88003 1
<p>MAILBOX LOCK</p>  <p>1/4" Throw 1/8" Offset Keyway 2 Keys Included (Carded) KD (refer to key information, pages 44-45)</p>	8801	Brass	5	50	88013 0
<p>FLUSH MOUNTING SELF-LOCKING CABINET LOCK</p>  <p>Fits Up to 1" Cabinet Requires 7/8" Dia. Hole 2 Keys Included (Carded) KD (refer to key information, pages 44-45)</p>	8807-B	Brass	5	50	88073 4
<p>FLUSH DRAWER AND CABINET LOCK</p>  <p>Fits Up to 7/8" Thick Drawer 3/8" Locking Bar Throw Requires 7/8" Dia. Hole 2 Keys Included (refer to key information, pages 44-45) (Carded)</p>	<p>Carded (KD) 8804-B</p> <p>Carded (KA) 8804-BKA</p> <p>Bulk 8804KA751</p>	Brass	5	50	88043 7 38804 9 08804 8
<p>FLUSH DRAWER AND CABINET LOCK</p>  <p>Fits Up to 7/8" Thick Drawer 3/8" Locking Bar Throw Requires 7/8" Dia. Hole 2 Keys Included (Carded) KA (refer to key information, pages 44-45)</p>	8777	Brass	5	50	87773 4



MISCELLANEOUS LOCKS

PART NO.	FINISH	SHELF PACK	MASTER PACK	UPC (015231)	PRODUCT DESCRIPTION
8806-B	Brass	5	50	88063 5	 <p>MORTISE DRAWER LOCK DEADBOLT</p> <p>Fits Up to 7/8" Thick Drawer Requires 7/8" Dia. Hole 2 Keys Included (Carded) KD (refer to key information, pages 44-45)</p>
8772	Chrome	5	50	87722 2	 <p>4-1/2" KEYED LOCKING HASP</p> <p>For Gates, Doors, Trunks, etc. (Carded) KA (refer to key information, pages 44-45)</p>
8705 8705-W	Brass White	5	50	98705 1 87057 5	 <p>STANDARD PRIVACY FLIP LOCK</p> <p>For In-Opening Doors Only Left or Right Hand Doors (Carded)</p>
8797	Chrome	5	50	Carded (KA) 87972 1	 <p>SHOWCASE LOCK</p> <p>2 Keys Included Key Blank # Yale Y11 (Carded) (refer to key information, pages 44-45)</p>
8797-KD	Chrome	5	50	Carded (KD) 28797 7	
8769-PB	Polished Solid Brass	5	50	87693 5	 <p>3" POLISHED SOLID BRASS SURFACE BOLT</p> <p>For Doors, Windows, and Cabinets Two Strikes Included (Carded)</p>


DOOR ACCESSORIES



Door Knobs



Door Roses



Passage Latches



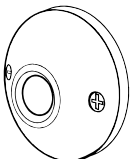
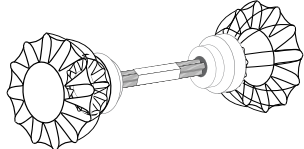
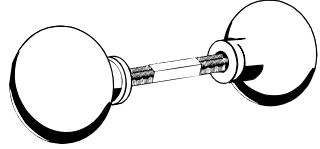
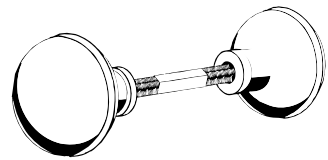
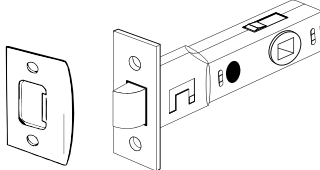
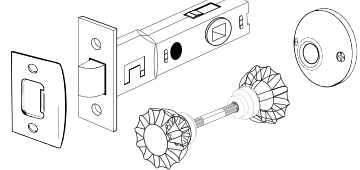
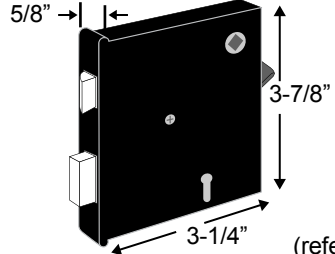

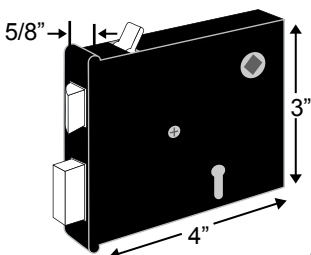

Door Viewers

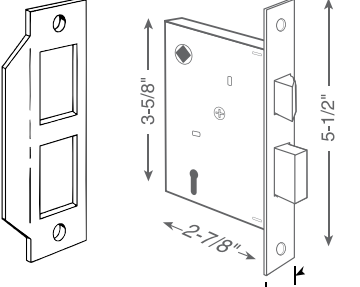


or



DOOR KNOBS AND ROSES, PASSAGE LATCHES, AND RIM LOCKS

PART NO.	FINISH	SHELF PACK	MASTER PACK	UPC (015231)	PRODUCT DESCRIPTION
DOOR KNOB ROSES					
8867-B	Brass	5	50	88673 6	 <p>2-1/2" Diameter, 2 Each Brass Plated (Clam Shell Pack)</p>
GLASS REPLACEMENT DOOR KNOB SET					
8866-G	Brass Trim	5	40	88669 9	 <p>2 Each with Spindle Brass Trim (Clam Shell Pack)</p>
BRASS REPLACEMENT DOOR KNOB SET					
8866-PB	Brass	5	40	88663 7	 <p>2 Each with Spindle (Clam Shell Pack)</p>
BRASS PLATED STEEL REPLACEMENT DOOR KNOB SET					
8869-B	Brass	5	40	88693 4	 <p>2 Each with Spindle (Clam Shell Pack)</p>
8869-W	White			88697 2	
PASSAGE LATCH					
8789	Brass	5	50	08789 8	 <p>Adjustable Tubular with Adjustable Backset 2-3/8" or 2-3/4" Strike Included (Carded)</p>
PASSAGE LATCH WITH GLASS KNOBS					
8792	Brass	5	40	87929 5	 <p>Fits 2-3/8" Backset, No Locking Function Strike, Latch, Knobs and Two Roses Included Fits 1-3/8" to 1-3/4" Thick Doors (Carded)</p>
BIT KEY RIM LOCK VERTICAL STYLE					
8790	Black/Brass	5	50	87903 5	  <p>Black Body, Brass Trim Surface Mounted, Locks from Both Sides 2-1/2" Backset Includes Knobs, Spindle and Rose, 2 Keys Included (refer to key information, pages 44-45) (Clam Shell Pack)</p>
BIT KEY RIM LOCK HORIZONTAL STYLE					
8791	Black/Brass	5	50	87913 4	  <p>Black Body, Brass Trim Surface Mounted, Locks from Both Sides 3-3/8" Backset Includes Knobs, Spindle and Rose, 2 Keys Included (refer to key information, pages 44-45) (Clam Shell Pack)</p>

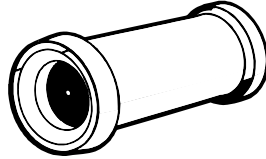

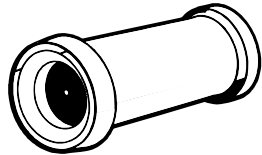



PRODUCT DESCRIPTION	PART NO.	FINISH	SHELF PACK	MASTER PACK	UPC (015231)
<p>BIT KEY MORTISE LOCK</p>  <p>2-1/4" Backset Deadbolt Locks From Both Sides Strike and 2 Keys Included (refer to key information, pages 44-45) (Clam Shell Pack) KD</p>	8783	Brass	5	50	87833 5
<p>MORTISE TRIM PLATES</p>  <p>7" x 2-1/4" , 2 Each (Carded)</p>	8784	Brass	5	50	87843 4
<p>BIT KEY MORTISE LOCK WITH BRASS PLATED KNOBS</p>  <p>Deadbolt Locks from Both Sides Trimplate, Strike and 2 Keys Included. 2-3/8" Backset. Lock body in kit is MAG's #8787 (refer to key information, pages 44-45) (Clam Shell Pack)</p>	8785	Brass	5	20	87853 3
<p>BIT KEY MORTISE LOCK WITH GLASS KNOBS</p>  <p>Deadbolt Locks from Both Sides Trimplate, Strike and 2 Keys Included. 2-3/8" Backset. Lock body in kit is MAG's #8787 (refer to key information, pages 44-45) (Clam Shell Pack)</p>	8786	Brass	5	20	87869 4
<p>BIT KEY MORTISE LOCK</p>  <p>Deadbolt Locks From Both Sides Strike and 2 Keys Included, 2-3/8" Backset (refer to key information, pages 44-45) (Clam Shell Pack)</p>	8787	Brass	5	50	87873 1



or

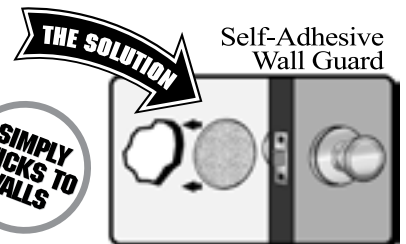



DOOR VIEWERS AND WALL PATCH 'N GUARDS

PART NO.	FINISH	SHELF PACK	MASTER PACK	UPC (015231)	PRODUCT DESCRIPTION
8720	Solid Brass	5	50	98720 4	 <p>DOOR VIEWER 160° Solid Brass with Optical Glass Lens Fits 1-3/8" to 2" Doors 1/2" Diameter (Carded)</p>
8724 8724-C	Solid Brass Chrome	5	50	98724 2 87242 5	 <p>DOOR VIEWER 190° WIDE ANGLE Solid Brass with Optical Glass Lens Fits 1-3/8" to 2" Doors, 1/2" Diameter (Carded)</p>
8726	Solid Brass	5	50	87263 0	 <p>DOOR VIEWER 160° Solid Brass with Clear Plastic Lens Fits 1-3/8" to 2" Doors 1/2" Diameter (Carded)</p>
8727	Solid Brass	5	50	87273 9	 <p>DOOR VIEWER 180° WIDE ANGLE Solid Brass with Optical Glass Lens Fits 1-3/8" to 2" Doors, 9/16" Diameter (Carded)</p>
8728	Solid Brass	5	50	98728 0	 <p>SUPER DOOR VIEWER 160° Solid Brass with Optical Glass Lens Fits 1-3/8" to 2" Doors, 1" Diameter (Carded)</p>
8729	Solid Brass	5	50	87293 7	 <p>DOOR VIEWER 200° WIDE ANGLE Solid Brass with Optical Glass Lens Fits 1-3/8" to 2" Doors, 9/16" Diameter (Carded)</p>
390-WS	White	5	50	39007 3	<p>3-1/4" DIAMETER Smooth Finish, Self-Adhesive Back, Repairs Wall Damage, Protects Wall from Door Knob (Carded)</p>
391-WS	White	5	50	39107 0	<p>5" DIAMETER Smooth Finish, Self-Adhesive Back, Repairs Wall Damage, Protects Wall from Door Knob (391-WS – Carded OR 391-WCS – CLIP STRIP which contains 12 pieces)</p>
391-WCS	White	4	48	39170 4	
392-W	White	5	50	03927 9	<p>5" HEXAGON Textured Finish, Self-Adhesive Back, Repairs Wall Damage, Protects Wall from Door Knob (392-W – Carded OR 392B – Bulk 40 pcs. Individually bagged with UPC)</p>
392B	Ivory	1	4	Bulk 00392 8	

WALL PATCH N' GUARD

Door Knob
Wall Damage



**SIMPLY
STICKS TO
WALLS**

KEY INFORMATION

PART NO.	5 PACK (KEYED ALIKE)	5 PACK (KEYED DIFFERENT)	ALL KEYED ALIKE	ALL KEYED DIFFERENT	KEY NUMBER	KEY BLANK NAME/NO.	COMMENTS
8000		X		X			8000 series-composite keyway, will accept various keys: Weiser WR3/WR5,Kwikset KW1,Ilco IN3/EZ1/1123/1054WC, 8009 keyed alike in 2 packs - ALL ARE REKEYABLE (SEE NOTES ON 8000-BNZ/8003-BNZ)
8000-W		X		X			
8003		X		X			
8003-W		X		X			
8005		X		X			
8005-W		X		X			
8006		X		X			
8708	X				Key#'s 601-610	Ilco 1120D/Yale Y11	
8708-W	X				Key#'s 601-610	Ilco 1120D/Yale Y11	
8741-B			X		Key#655	Ilco 1120D/Yale Y11	
8741-W			X		Key#655	Ilco 1120D/Yale Y11	
8749	X				Key#'s 701-710	Ilco 1120D/Yale Y11	
8756			X		Key#655	Ilco 1122R/Yale Y13	
8757			X				Operates with non-keyed device
8758			X		Key#655	Ilco 1122R/Yale Y13	
8772	X				Key#'s 611,612,617,622,628, 634,637,651,655,671	Ilco 1122R/Yale Y13	
8774-B	X				Key#'s 611,612,617,622,628, 634,637,651,655,671	Ilco 1122R/Yale Y13	Rekeyable
8774-C	X				Key#'s 611,612,617,622,628,634, 637,651,655,671	Ilco 1122R/Yale Y13	Rekeyable
8774-CKD		X			Key#'s 611,612,617,622,628, 634,637,651,655,672	Ilco 1122R/Yale Y13	Rekeyable
8774KA611			X		Polybagged bulk pack all	Ilco 1122R/Yale Y13	Rekeyable
8775	X				Key#'s 514 and 570	Ilco 1122R/Yale Y13	Rekeyable
8775-CKD		X			Key#'s 611,612,617,621 622,628,634,637,651 655,671	Ilco 1122R/Yale Y13	Rekeyable
8776	X				Key#'s 611,612,617,622,628, 634, 637,651,655,671	Ilco 1122R/Yale Y13	Rekeyable
8776-B	X				Key#'s 611,612,617,622,628, 634, 637,651,655,671,672	Ilco 1122R/Yale Y13	Rekeyable
8777	X				Key#'s 611, 612, 617, 622, 628, 634, 637, 651, 655, 671	Ilco 1122R/Yale Y13	
8783	X				Key#'s H21,H22,H23,H24,H25, H26,H27,H28,H29,H30	N/A	SKELETON KEY
8785	X				Key#'s A11,A12,A13,A14,A15	N/A	SKELETON KEY
8786	X				Key#'s A11,A12,A13,A14,A15	N/A	SKELETON KEY



KEY INFORMATION

PART NO.	5 PACK (KEYED ALIKE)	5 PACK (KEYED DIFFERENT)	ALL KEYED ALIKE	ALL KEYED DIFFERENT	KEY NUMBER	KEY BLANK NAME/NO.	COMMENTS
8787	X				Key#'s A11,A12,A13,A14,A15	N/A	SKELETON KEY
8790					No Key number, just one key available	N/A	SKELETON KEY
8791					No Key number, just one key available	N/A	SKELETON KEY
8797	X				Key#'s 501-510	Ilco 1120D/Yale Y11	
8797-KD		X			Key#'s 501-511	Ilco 1120D/Yale Y11	
8800		X		X		Ilco CO106	approx. 195 different key#'s
8801		X		X		Ilco 1271H	approx. 195 different key#'s
8803		X		X		ILCO CO106	approx. 195 different key#'s
8804-B		X		X		Ilco 1120D/Yale Y11	50 different key #'s
8804-BKA	X				Key#'s 28, 29, 30, 31, 34, 36, 37, 39, 43, 45	Ilco 1120D/Yale Y11	10 different key#s
8804KA751			X		Key#751	Ilco 1120D/Yale Y11	All keyed to #751
8806-B		X		X		Ilco 1120D/Yale Y11	50 different key #'s
8807-B		X		X		Ilco 1120D/Yale Y11	50 different key #'s
8808-S		X		X		Ilco 1120D/Yale Y11	50 different key #'s, Rekeyable
8808-SKA	X				Key#'s 28,29,30,31,34,36, 37,39 43,45,560	Ilco 1120D/Yale Y11	10 different key#s, Rekeyable
8808KA759			X		Key#759	Ilco 1120D/Yale Y11	All keyed to #759, Rekeyable
8808KA814			X		Key#814	Ilco 1120D/Yale Y11	All keyed to #814, Rekeyable
8811-S		X		X		Ilco 1120D/Yale Y11	50 different key #'s, Rekeyable
8811-SKA	X				Key#'s 28,29,30,31,34,36 37,39, 43,45,514,521,541, 560,570, 589,644,653 663,667	Ilco 1120D/Yale Y11	10 different key#s, Rekeyable
8811KA796			X			Ilco 1120D/Yale Y11	All keyed to #796, Rekeyable
8811KA838			X		Key#838	Ilco 1120D/Yale Y11	All keyed to #838, Rekeyable
8813-S		X		X		Ilco 1120D/Yale Y11	50 Different Key #'s, Rekeyable
8813-SKA	X				Key#'s 28-29-30-31-34-36-37-39-43-45	Ilco 1120D/Yale Y11	Each 5 pk keyed alike 10 diff keys, Rekeyable
8825-AL			X		Key#655	Ilco 1122R/Yale Y13	All keyed to #655
8825-W			X		Key#655	Ilco 1122R/Yale Y13	All keyed to #655



ORDERS SHIP within 3-5 Business Days



1.800.624.9942 or



MAGMFG.COM

PART NO	PG
1-AB	10
1-PB	10
1-S	10
2-AB	10
2-PB	10
2-S	10
3-PB	10
3-S	10
4-AB	10
4-10B-2	10
4-BN	10
4-BN-2	10
4-PB	10
4-S	10
4-S-2	10
4-S-12	10
4-S9KN	10
8-S	9
10-313	18
10-707	18
10-ANV	18
10-PB	18
10-SNV	18
20-313	18
20-707	18
20-ANV	18
20-PB	18
20-SNV	18
22-10B	18
22-S	18
32-CB	22
40-PB	13
40-S	13
45-S	10
51-PB	9
51-S	9
55-PB	10
55-S	10
61-AB	9
61-PB	9
61-S	9

PART NO	PG
71-PB	9
71-S	9
80-S	13
81-PB	9
81-S	9
81-S-2	9
90-S	13
264-S	12
390CS	45
390-WS	43
391-WCS	43
391-WS	43
392B	43
392-W	43
450-B	22
452-B	23
461-PB	12
461-S	12
464-PB	12
464-S	12
481-PB	12
481-S	12
484-PB	12
484-S	12
504-BN	13
504-S	13
505-S	13
515-S	13
520-S	13
716-B	23
717-B2	23
717-B20	23
718-AB	23
718-B	23
718-C	23
720-B	22
721-B	22
721-B200	22
721-C	22
722-B	22
722-C	22

PART NO	PG
731-PB	22
731-S	22
745	23
747-B	21
747-C	21
750-B	21
750-B200	21
755-B	21
760-B	21
760-C	21
765-B	21
770-B	21
775-B	21
776-B	21
1000-9S	11
1000-14S	11
1004-14PB	11
1004-14S	11
1004-14S2	11
1005-14S	12
1027-14S	11
2001-313	15
2001-707	15
2001-ABV	15
2001-ANV	15
2001-PBV	15
2001-SNV	15
2001-SV	15
2002-313	15
2002-707	15
2002-ABV	15
2002-ANV	15
2002-PBV	15
2002-SNV	15
2002-SV	15
2003-PBV	15
2004-313	15
2004-707	15
2004-ABV	15
2004-ANV	15
2004-PBV	15

PART NO	PG
2004-SNV	15
2004-SV	15
2006-PBV	16
2035-313	17
2035-707	17
2035-ABV	17
2035-ANV	17
2035-PBV	17
2035-SNV	17
2036-313	17
2036-707	17
2036-ANV	17
2036-PBV	17
2036-SNV	17
2038-313	17
2038-707	17
2038-ANV	17
2038-PBV	17
2038-SNV	17
2051-313	16
2051-707	16
2051-ABV	16
2051-ANV	16
2051-PBV	16
2051-SNV	16
2051-SV	16
2061-313	16
2061-707	16
2061-ABV	16
2061-ANV	16
2061-PBV	16
2061-SNV	16
2061-SV	16
2065-313	18
2065-707	18
2065-ANV	18
2065-PBV	18
2065-SNV	18
2066-313	18
2066-707	18
2066-ANV	18



QUICK REFERENCE

PART NO	PG	PART NO	PG	PART NO	PG	PART NO	PG
2066-PBV	18	8724	43	8775	37	8840-B	25
2066-SNV	18	8724-C	43	8775-CKD	37	8840-C	25
2068-313	18	8726	43	8776	37	8843-B	25
2068-707	18	8727	43	8776-B	37	8843-C	25
2068-ANV	18	8728	43	8777	38	8844-AL	25
2068-PBV	18	8729	43	8781	23	8844-B	25
2068-SNV	18	8732	32	8783	42	8845-B	25
2081-313	16	8732-W	32	8784	42	8845-C	25
2081-707	16	8736-1	32	8785	42	8846-S	26
2081-ABV	16	8736-50	32	8786	42	8848-B	25
2081-ANV	16	8737-B	30	8787	42	8848-C	25
2081-PBV	16	8737-W	30	8789	41	8848-S	25
2081-S	15	8738	32	8790	41	8849-AL	26
2081-SNV	16	8738-W	32	8791	41	8850-B	26
2258-ABV	17	8741-B	30	8792	41	8850-C	26
2258-PBV	17	8741-W	30	8797	39	8851-AL	26
2261-ABV	17	8742	32	8797-KD	39	8852-AL	25
2261-PBV	17	8742-W	32	8800	38	8852-DU	25
4520-B	23	8743	32	8801	38	8853-AL	26
4525-B	23	8745	33	8803	38	8853-DU	25
5196-14S	11	8746	32	8804-B	38	8854-AL	25
8000	35	8749	30	8804-BKA	38	8854-DU	26
8000-W	35	8751	31	8804KA751	38	8855-DU	26
8003	35	8752	31	8806-B	39	8860-B	28
8003-W	35	8753-AL	31	8807-B	38	8863-B	28
8005	35	8754-AL	31	8808KA759	37	8865-B	28
8006	35	8754-W	31	8808KA814	37	8865-C	28
8702	30	8755	31	8808-S	37	8866-G	41
8705	39	8756	31	8808-SKA	37	8866-PB	41
8705-W	39	8757	31	8811KA796	37	8867-B	41
8707	36	8758	33	8811KA838	37	8868-B	28
8707-W	36	8761	33	8811-S	37	8868-C	28
8708	36	8764	33	8811-SKA	37	8868-PC	28
8708-W	36	8765	33	8813-S	37	8869-B	41
8709	36	8766-W	33	8813-SKA	37	8869-W	41
8709-AB	36	8769-PB	39	8820	30	8873-B	28
8710	36	8772	39	8820-W	30	8873-PC	28
8711	36	8774-B	37	8824-AL	30	8873-PCB	28
8715	36	8774-C	37	8824-W	30	8875-PCB	28
8715-C	36	8774-CKD	37	8825-AL	30	8886-PCB	28
8720	43	8774KA611	37	8825-W	30		

CONDITIONS & TERMS OF SALE

Custom Orders: M.A.G. specializes in custom products. Contact customer service for pricing and lead times. A non-refundable deposit of 50% of the total order value may be required at the time a purchase order is placed. Purchase orders for custom orders are non-cancelable. Standard freight terms apply.

Prices: All prices are subject to change without notice. Prevailing price at time of shipment will apply.

Conditions: All orders are subject to acceptance by M.A.G. Eng. & Mfg., Inc. and to applicable Federal and State taxes. All shelf pack boxes of carded product will not be broken. Refer to the shelf pack column to determine the appropriate order multiple.

Materials: Materials and specifications are subject to change without notice.

Returned Merchandise: Goods may not be returned without a Returned Goods Authorization. Returned material must be sent prepaid and within 30 days. New and unused material of current design accepted by the Company for return is subject to a restocking charge of 25%.

Cancellation: The purchaser may cancel a stock order only upon written notice and payment of reasonable and proper cancellation charges, which will take into account expenses and commitments already made by the Company and shall indemnify the Company against loss. M.A.G. Eng. & Mfg., Inc. reserves the right to manufacture ahead of the shipping schedule whenever it is deemed necessary, and such advance in manufacturing shall not void the Buyer's responsibility for cancellation or alteration.

Limited Warranty: All M.A.G. Eng. & Mfg., Inc. products are warranted against defects in material or workmanship. M.A.G. does not, however, warrant its products against defects due to improper installation, the failure to perform proper maintenance or uses for which they were not designed. M.A.G. has no liability for consequential or indirect damages and its only liability is to repair or replace, at its option, any of its products determined by M.A.G. to have been defective when the products are returned to the factory within one year after delivery of the same to its customer. M.A.G. shall not pay any repair costs performed on its products by other than its authorized representatives, unless M.A.G. has given prior written approval to incur the costs on its behalf.

The rate of deterioration of finishes may vary either from exposure to weather, perspiration, extreme climate, frequency of use or other factors. Tarnishing or excessive wear of finishes is, therefore, not a defect, but a normal process that is unavoidable. Under these circumstances, finishes cannot be guaranteed and, therefore, products will not be repaired or replaced under warranty for tarnishing or wear of finishes.

Payment: Payment shall be made within terms noted on the face of the invoice. M.A.G. shall have the option to charge 1.5% interest per month on all past due accounts. In the event of legal action to collect any past due accounts, the buyer shall be responsible for all attorney collection fees, court costs or other fees reasonable and proper for such collection.

Default: If customer is in default under any order or contract with M.A.G. or any of its affiliated divisions or companies, or if M.A.G. at any time shall not be satisfied with its customer's financial condition or responsibility, M.A.G. shall have the right, without prejudice, to legal remedy including suspending deliveries until such default or condition is remedied.

Title: All merchandise is sold subject to these conditions and shall remain the property of this Company until paid for in full, with the provision that all risk of loss or damage to merchandise is assumed by the customer.



Quality
Products
& Service
Since
1968!



MAG Security

America's Leading Provider of Home Security Hardware™

MAG is committed to providing superior customer service by offering the following services:

- 🔒 Same day acknowledgement of all purchase orders.
- 🔒 4 convenient ways to order—fax, phone, e-mail or on our website
- 🔒 Same day reply on quote requests.
- 🔒 Custom orders ship in as early as 5 business days
- 🔒 Orders ship within 5 business days for stock products.
- 🔒 Drop ship to any US address for no additional charge.
- 🔒 Customer Service is available from 6 AM to 5 PM - PST

For more info, see us at www.magmfg.com OR contact us at info@magmfg.com
Call Toll Free 1.800.624.9942

Over Three Decades of
INNOVATION
FROM START...



MAG
Security

America's Leading
Provider of Home
Security Hardware™

MAG

ENGINEERING AND MANUFACTURING CO., INC.

For more info, see us at www.magmfg.com
OR contact us at info@magmfg.com
Call Toll Free 1.800.624.9942

MAG METAL WORKS

Custom Design
and Fitting Solutions for:

- Strikes
- Kick Plates
- Push Plates
- Door Reinforcers
- and More

*Custom
Capabilities*

www.magmetalworks.com

The Revolutionary Instant Drain Opener

**Super Powerful Compressed Air
Clears Clogged Drains Fast!**

- Award Winning
- Received an Excellent Rating
in Consumer Reports

KLEERDRAIN®

www.kleerdrain.com

U.S. Patent No. 6,550,074
6,922,854 and 7,120,943

TO FINISH
SECURITY - SAFETY - SOLUTIONS - SERVICE



Order Toll Free:

1.800.624.9942

Monday - Friday, 6:00am - 5:00pm, PST

In California, Call: **949.419.1415**

OR Fax Orders: **949.419.1414**

M.A.G.® Engineering and Manufacturing Co., Inc.
17305 Diamler Street, Irvine, California 92614

E-Mail: info@magmfg.com

Internet: magmfg.com

MAG Security
America's Leading Provider of Home Security Hardware™

KLEER DRAIN →
Clears Clogged Drains Fast!

MAG METAL WORKS

PETPRO TECH.
INNOVATORS IN PET SAFETY™

CHILDPRO TECH.
Peace of Mind Around the House, Around the Clock™