International®

Adjustable Spring Power - Surface Mounted

Series 4400

FEATURES

- Complies with ANSI A156.4 Grade 1.
- Barrier Free Operation to comply with Federal Accessibility Standards (ADA): complying with ANSI A117.1 (4.13.11).
- Underwriters' Laboratories Inc. Listed. Listed UL10C and certified to conform to UBC 7.2 (1997) BS476 for Fire Safety.
- ADA (Handicap) multi-sized closer with Adjustable Spring Power for a range of sizes adjustable after installation (5 lbs. Opening Force to Size 5).

CLOSER FUNCTION

- **Model 4401 :** Adjustable Spring Power with Adjustable Back-Check controlled by a separate regulating valve.
- Two Speed Control Valves : Closing and Latching speeds controlled by separate regulating valves, adjustable after installation.
- Universal Application : Non-handed for Standard, Top Jamb or Parallel Arm Installation (Parallel Arm Bracket is included).
- Engineered rack and pinion mechanism contained in a high tensile precision aluminum housing.
- Stable hydraulic door check fluid for any climatic operation and constant lubrication.
- Furnished with a high impact molded PVC Full Body Dress Cover (Note : door closer should be used with Dress Cover).
- Attractive baked enamel finishes:

  A L - Aluminum
  DU - Storefront Bronze

(other finishes available by Special Order)

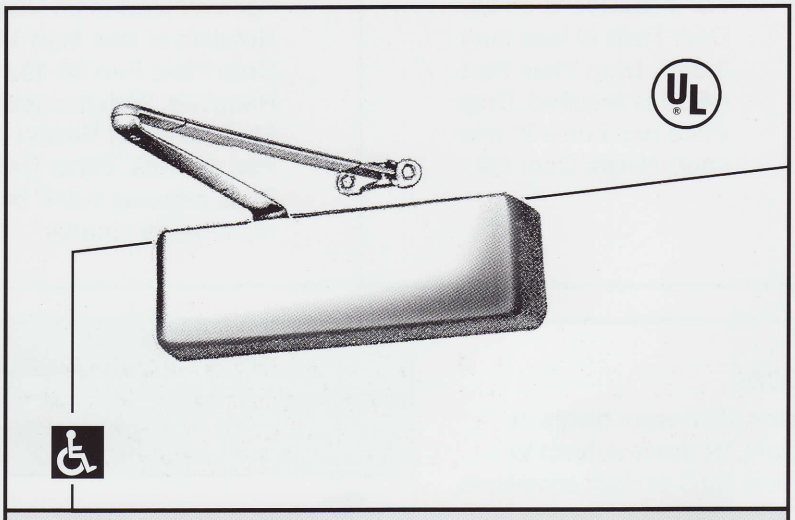

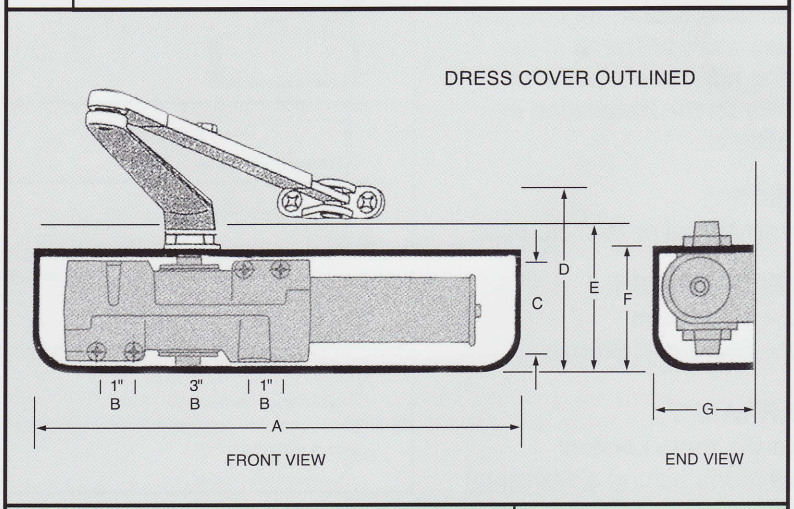

DESCRIPTION		MODEL NUMBER 4401
Length of Closer (with Cover)	A	12-1/4"
Horizontal Mounting Holes	B	see detail above
Vertical Mounting Holes	C	2-1/4"
Overall Height	D	4-7/8"
Top of Door to Bottom of Closer	E	3-11/16"
Height of Closer	F	3-1/2"
Projection from Door	G	2-1/4"

COPYRIGHT 2003 INTERNATIONAL DOOR CLOSERS, INC.

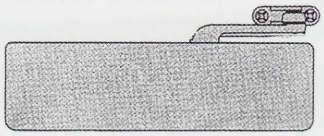

Standard Installation
(Pull Side of Door)

For installations on top Door Rails of less than 3-3/4", Drop Plate Part **44-18** is required. Drop Plate requires a 2" minimum height Door rail.

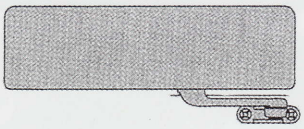

Top Jamb Installation
(Push Side of Door)

For installations on Door Headers of less than 3-1/2", Drop Plate Part **44-18J** is Required. With the ceiling Flush to top of Header use Part **44-18G**. Either Drop Plate requires 1-3/4" minimum height Header.

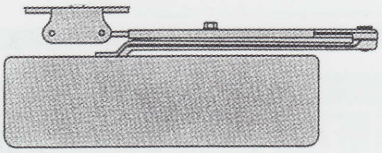

Parallel Arm Installation
(Push Side of Door)

For installations on top Door Rails less than 5-1/2" (measurured down from the door stop), Drop Plate Part **44-18PA** is Required. Drop Plate requires 2" minimum height Door Rail.

NOTE:
Doors of unusual height or weight, or doors subject to severe wind or draft conditions, or abusive usage, require one or two more full turns of hex spring adjustment nut than shown on the installation instructions.

SPECIFY:
Closer Model or Part Number.

SPECIFY FINISH:
A L – Aluminum
DU – Storefront Bronze

WARRANTY:
Five (5) Years Limited
(see Manufacturer's Warranty)

SERIES 4400 CLOSER, PARTS & ACCESSORIES

	DESCRIPTION	PART NO.
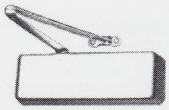	**Complete Closer Set**	**4401**
	PVC Dress Cover	**DC-44**
	Complete Arm Assembly	**44-2021**
	Parallel Bracket	**425**
	Drop Plate (see above)	**44-18**
	Drop Plate (see above)	**44-18J**
	Drop Plate (see above)	**44-18G**
	Drop Plate (see above)	**44-18PA**

COMPARISON CHART SERIES 4400 DOOR CLOSERS

International® Series 4400	LCN 4040/4041	Cal Royal CR4041	Global TC4041	CRL PR90

This chart has been prepared comparing functions of door closers. Since no products are exactly alike, the data on this chart represents our judgement of which products are most similar. Because information has been obtained from trade sources, it is not guaranteed nor represented that any specific product exactly equals any other product.

International® door closers inc

EAST:
1920 Air Lane Drive • Nashville, TN 37210
(615) 885-7060 • (800) 225-6737 • FAX: (615) 885-0903

WEST:
1140 North Kraemer Place • Anaheim, CA 92806
(714) 666-0390 • (800) 544-4422 • FAX: (714) 666-2215