

# Brass Cylinders Security Hardware Cam and Specialty Lock Locksmith Supplies Suggested List Price

January 29, 2007



## BRASS CYLINDERS

Mortise Cylinder Deadbolts	2-5
How to Order	6-7
Mortise Cylinders	8
Mortise Dummy	8
Turnknob Cylinders	9
Mortise Parts	10
Mortise Accessories	10-11
Rim Cylinders	12
Rim Dummy	12
Rim Parts and Accessories	12
1599 Key-In-Knob/Deadbolt	13
1539 Key-In-Knob Repl. Cylinders	14
Specialty Key-In-Knob/Deadbolt	15-16
Profile Cylinders	17
Interchangeable Core Housings	17-18
Interchangeable Cores & Plugs	19
Specialty	20
Cylinder Kits	21
Keyway Availability	22-23
Cylinder Availability	24-25
Replacement Keys for Cylinders	52
Stock Cylinder List	26

## SECURITY HARDWARE

Product Numbering System	27
Auxiliary Locks	27
Replacement Rim Cylinders	27
Replacement Door Knobs & Accessories	28
Window and Patio Door Locks	28
Door Viewers and Door Locks	28
Specialty Locks	28-29
Key Accessories & Assortments	29
KeyCaps	29
UPC Listing	29

## CAM AND SPECIALTY LOCKS

Stocking Program	30
Ordering Information	30
How to Order Custom Cam Locks	31
Cam Rotation Chart	32
Standard Cams	33
Special Cams	34
Cam Locks Custom Built	35
Cam Lock Kits	35
Thumbturn and Latching Cam Locks	36
Tubular Cam Locks Custom Built	36
Tubular Cam Lock Kits	36
Desk and Drawer Locks	37
Removable Core Locks	37
Sliding Door Locks	38
Filing Cabinet Locks	38
Switch Locks	38
Show Case Locks	39
Special Purpose Locks	39
Cams	39
Disc Tumbler Kit	39
Mobile Kit 781-00-8X	40
Cam Lock Kit 782-00-8X	41
Accessories	42
Components	42-43

## LOCKSMITH SUPPLIES

Picks	44-45
Electric Lockpick and Pick Grun	46
Pick Kits	46
Locksmith Tools	46-47
Key Stamps	47
Pins and Pinning Kits	47
Spindles	48
Strikes	48
Key Stamps and Cabinets	48
Depth Key Set	49
Software	50
Padlock	50
Limited Warranty	51



# Mortise Cylinder Deadbolts

Lead Time 4 weeks

• Solid Brass • 1" Bolt Throw • Fits Doors 1 3/8" to 1 3/4" Thick



4520 Series Double Cylinder  
Standard Profile Roses



4920 Series Double Cylinder  
Low Profile Roses



4510 Series Single Cylinder  
Standard Profile Roses



Dummy  
Cylinder Option 2



ADA Turnknob  
Cylinder Option 3



Thumbturn  
Cylinder Option 4



Captive Thumbturn  
Cylinder Option 6  
US3 & US26D Only  
5 Pin Only



Keyed  
Cylinder Option 5



I.C. Core Housing  
Cylinder Option 8  
US3 & US26D Only

## How To Order Mortise Deadbolts

4 5 - 2 - 4 - 0 4 - 2 6 D - 5 - 2 - 5 - A A - K A 2

<p><b>1</b> DESIGN</p> <p><b>1</b> DESIGN</p> <p>45 Standard 49 Low profile</p>	<p><b>2</b> FUNCTION</p> <p><b>2</b> FUNCTION</p> <p>1 Single Cylinder 2 Double Cylinder 8 Classroom Function</p>	<p><b>3</b> BOLT/BACKSET</p> <p><b>3</b> BOLT/BACKSET</p> <p><b>Standard Bolt</b></p> <p>0 No Bolt 2 2 Backset, 1 front 3 2 3/4 Backset, 1 front 4 2 3/4 Backset, 1 1/2 front</p> <p><b>Drive-in Bolt</b></p> <p>5 2 3/4 Backset 6 2 3/4 Backset</p>	<p><b>4</b> STRIKE</p> <p><b>4</b> STRIKE</p> <p>04 Heavy Duty (Standard/Wood) 03 Regular Duty (Optional/Steel)</p>	<p><b>5</b> FINISH</p> <p><b>5</b> FINISH</p> <p>03 Bright Brass 03P Bright Brass Permanent 04 Satin Brass 05 Antique Brass 10 Satin Bronze 10B Oil-Rubbed Bronze 26D Satin Chrome 26 Bright Chrome 32D Satin Stainless Steel</p>	<p><b>6</b> CYLINDER OPTION</p> <p><b>6</b> CYLINDER</p> <p>0 Complete Deadbolt Less Cylinder(s) 2 Dummy Outside 3 ADA Turnknob Inside - 4520 Series only 4 Mortise Turnknob Cylinder Inside - 4520 Series and Classroom function Only 5 Standard Keyed Cylinder 6 Captive Turnknob Cylinder Inside - 4520 Series Only. See page 9 for details - 5 pin only 7 Lori Cam - reduces rotation needed to engage/disengage bolt 8 I.C. Housing - 6 pin</p>	<p><b>7</b> CYLINDER SIZE</p> <p><b>7</b> CYLINDER LENGTH</p> <p>1 1 5/8" 2 1" 4 1 1/2" 5 1 3/4" *</p>	<p><b>8</b> # OF PINS</p> <p><b>8</b> # OF PINS</p> <p>5 5 pin 6 6 pin</p>	<p><b>9</b> KEYWAY</p> <p><b>9</b> KEYWAY</p> <p>See page 3 or 6 for keyway options + upcharges</p>	<p><b>10</b> KEYING</p> <p><b>10</b> KEYING</p> <p>See page 7 for keying</p>
---	---	--	---	---	--	--	--	---	--

### Stock List

- 45-1-4-04-26D-0
- 45-2-4-04-26D-0
- 45-1-3-04-03-0
- 45-1-4-04-26D-5-2-5-SC-KD
- 45-1-6-04-26D-0

\* 1 3/8" - 2" mortise cylinders can be ordered separately. See pages 6 & 7, 8 & 9 or 24 & 25.

Complete Stock list available on page 26.

# Mortise Cylinder Deadbolts

## Application Guide

Fits existing hole size 1 7/8" - 2 1/8"

DOOR THICKNESS	OUTSIDE CYL. LENGTH	INSIDE CYLINDER LENGTH
1 3/8", 1 3/4"	1 5/16" cylinder	1 5/16" keyed or thumbturn cylinder
1 3/4", 1 7/8"	1" cylinder	1" keyed or thumbturn cylinder
1 7/8", 2 1/8"	1 1/8" cylinder	1 1/8" keyed or thumbturn cylinder
2 1/8", 2 3/8"	1 1/4" cylinder	1 1/4" keyed or thumbturn cylinder, or special 4500-xx-5050 thumbturn assembly

## Deadbolt Pricing

DESIGN	FUNCTION	BOLT/ BACKSET	STRIKE OPTION	FINISH	CYLINDER OPTION	SIZE	# OF PINS	KEYWAYS	KEYING	LIST
45 Standard	1 Single Cylinder	0 No Bolt Deduct 6.00	04 heavy duty strike (standard)	03 US3	0 less cylinder; Deduct 6.00	1 1 5/16	5 = 5 pin 6 = 6 pin	AA Arrow 1179	See page 7 for keying codes.	49.00
		2 2		04 US4		2 dummy cyl. out.		2 1		
49 Low profile	1 Single Cylinder	3 2-3/8	03 regular duty strike (optional)	05 US5	5 standard	4 1-1/8	Add 2.43 for 6 pin.	NB Composite HR1	52.00	62.30
		4 2-3/4		10 US10		7 Lori cam		5 1-1/4		
49 Low profile	1 Single Cylinder	5 2-3/8 (drive-in)	03 regular duty strike (optional)	26D US26D	8 I.C. core housing (Model 4500 only) (Core sold separately) (6-pin only); Add 6.06	5 1-1/4	Add 2.43 for 6 pin.	CB Corbin 67 1001EN	62.30	62.30
		6 2-3/4 (drive-in)		10B US10B				*CC Corbin 77 R1001EN		
49 Low profile	1 Single Cylinder	6 2-3/4 (drive-in)	03 regular duty strike (optional)	26 US26	10B US10B	5 1-1/4	Add 2.43 for 6 pin.	*CD Corbin 59A1-A2	67.00	67.00
				03P US3PVD				26 US26		
49 Low profile	1 Single Cylinder	32D US32D	03 regular duty strike (optional)	03P US3PVD	26 US26	5 1-1/4	Add 2.43 for 6 pin.	XE Dexter 67 D1054K	67.00	67.00
				32D US32D				03P US3PVD		
45 Standard	2 Double Cylinder	0 No Bolt Deduct 6.00	04 heavy duty strike (standard)	03 US3	0 less cylinders; Deduct 15.00	1 1 5/16	5 = 5 pin 6 = 6 pin	UA ILCO® X1054K	See page 7 for keying codes.	57.20
		2 2		04 US4		2 dummy cyl. out.		2 1		
49 Low profile	2 Double Cylinder	3 2-3/8	03 regular duty strike (optional)	05 US5	3 ADA turnknob inside Add 5.00	4 1-1/8	Add 2.43 for 6 pin.	*UD Lori 90	60.65	67.00
		4 2-3/4		10 US10		4 thumbturn cylinder inside; Add 3.64		5 1-1/4		
49 Low profile	2 Double Cylinder	5 2-3/8 (drive-in)	03 regular duty strike (optional)	26D US26D	5 standard	5 1-1/4	Add 2.43 for 6 pin.	KS Kwikset	67.00	67.00
		6 2-3/4 (drive-in)		10B US10B				6 capt. thumbturn inside; Add 26.23		
49 Low profile	2 Double Cylinder	6 2-3/4 (drive-in)	03 regular duty strike (optional)	26 US26	7 Lori cam	5 1-1/4	Add 2.43 for 6 pin.	*RA Russwin 5981R,N1011P	67.00	67.00
				03P US3PVD				8 I.C. core housing (Model 4500 only) (Core sold separately) (6-pin only); Add 6.06		
49 Low profile	2 Double Cylinder	32D US32D	03 regular duty strike (optional)	32D US32D	8 I.C. core housing (Model 4500 only) (Core sold separately) (6-pin only); Add 6.06	5 1-1/4	Add 2.43 for 6 pin.	*RC Russwin 981-852	67.00	67.00
				32D US32D				03P US3PVD		
45 Standard	8 Classroom	0 No Bolt Deduct 6.00	04 heavy duty strike (standard)	03 US3	0 less cylinder; Deduct 6.00	1 1 5/16	5 = 5 pin 6 = 6 pin	GC Sargent RA-RC	See page 7 for keying codes.	59.90
		2 2		04 US4		2 dummy cyl. out.		2 1		
49 Low profile	8 Classroom	3 2-3/8	03 regular duty strike (optional)	05 US5	3 ADA turnknob inside 4520 Series and Classroom function Add 6.00	4 1-1/8	Add 2.43 for 6 pin.	SX Schlage	63.65	69.80
		4 2-3/4		10 US10		5 standard		5 1-1/4		
49 Low profile	8 Classroom	5 2-3/8 (drive-in)	03 regular duty strike (optional)	26D US26D	7 Lori cam	5 1-1/4	Add 2.43 for 6 pin.	*SF Schlage F	63.65	69.80
		6 2-3/4 (drive-in)		10B US10B				8 I.C. core housing (Model 4500 only) (Core sold separately) (6-pin only); Add 6.06		
49 Low profile	8 Classroom	6 2-3/4 (drive-in)	03 regular duty strike (optional)	26 US26	8 I.C. core housing (Model 4500 only) (Core sold separately) (6-pin only); Add 6.06	5 1-1/4	Add 2.43 for 6 pin.	WA Weiser E, Falcon 1054WB-WC	69.80	69.80
				03P US3PVD				26 US26		
49 Low profile	8 Classroom	32D US32D	03 regular duty strike (optional)	32D US32D	8 I.C. core housing (Model 4500 only) (Core sold separately) (6-pin only); Add 6.06	5 1-1/4	Add 2.43 for 6 pin.	YA Yale 8 (999)	69.80	69.80
				32D US32D				03P US3PVD		

1 1/8" cylinders can be used on 1 3/4" and 1 7/8" doors, for 6 pin applications, using an 861D solid collar - page 11.  
See page 7 for additional master keying prices

\* Upcharge for these keyways  
3.50 + list per cylinder

Stock list available on page 26.

January 29, 2007

## Component Pricing

Order Ilco 4500 Series Deadbolts by components in four easy steps. Reduce inventory while increasing turns, fill rates and profitability. Order each component separately. The order should contain the same amount of components from each group to qualify for our special pricing. Order deadbolts by:

1. Function; single or double cylinder.
2. Bolt; drive-in or standard, 2, 2 $\frac{1}{2}$  or 2  $\frac{3}{4}$  backset.
3. Front; 1 or 1 $\frac{1}{2}$ .
4. Cylinder. Remember to order 2 cylinders for the 4520 Series double cylinder deadbolt. The 4510 already has an inside thumbturn furnished. Also remember to order the correct finish and length depending upon the door thickness. See application guide on pg. 3.



## Step 1: Deadbolt Function

DESCRIPTION	ITEM NUMBER	LIST
Single cylinder deadbolt (less cylinder bolt & front)	<b>4510-xx-1-00-900</b> substitute 2 digit finish code for xx	
	03=US3      04=US4      26D=US26D	27.17
	05=US5      10=US10	30.37
	10B=US10B      26=US26      32D=US32D      03P=US3PVD	40.23
Double cylinder deadbolt (less cylinder bolt & front)	<b>4520-xx-1-00-900</b> substitute 2 digit finish code for xx	
	03=US3      04=US4      26D=US26D	25.51
	05=US5      10=US10	28.99
	10B=US10B      26=US26      32D=US32D      03P=US3PVD	35.33

## Step 2: Bolts (Less Front/Face Plate) Available in 03, 26D, 03P and 32D finish only

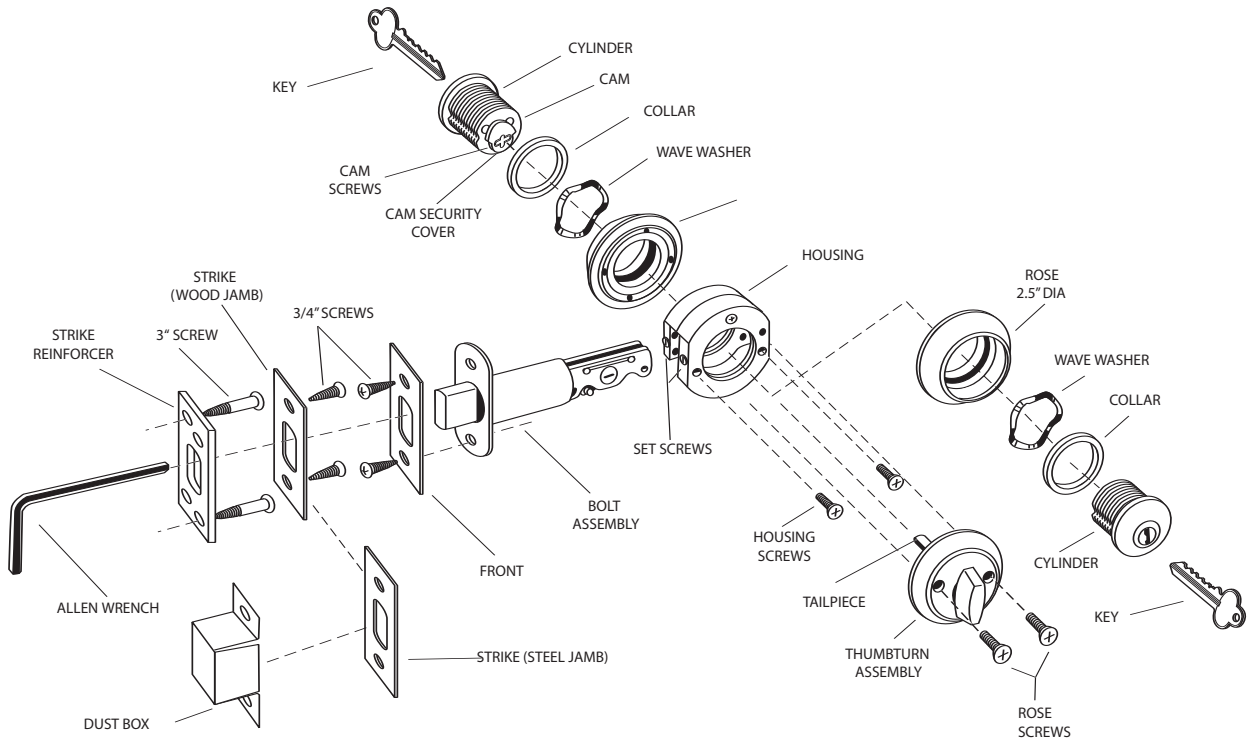
DESCRIPTION	ITEM NUMBER	LIST	
Drive-In 2 $\frac{3}{4}$ backset	4540-xx-5014	15.62	
Bolt 2 $\frac{3}{4}$ backset	4550-xx-5001	15.62	
Standard 2 $\frac{3}{4}$ backset	4500-xx-5000	12.51	
	Bolt 2 $\frac{3}{4}$ backset	4510-xx-5001	12.51
Special 2 backset, bolt & hsg.	4900-xx-5008	25.00	
	2 backset, bolt only	4900-xx-5004	12.51
	2 backset, housing only	4900-84-5005	12.51

## Step 3: Front/Face Plate

DESCRIPTION	ITEM NUMBER	LIST
1 Inch for 2 & 2 $\frac{3}{4}$ bolts	4500-xx-5012	3.10
1 $\frac{1}{2}$ Inch for 2 $\frac{3}{4}$ bolts	4510-xx-5012	3.10

# 4500 & 4900 Series Parts

## Exploded View



## Deadbolt Parts

Lead Time 3 days

Product No.	Description	Sugg. List
<b>STRIKES (WITH SCREWS)</b>		
4500-xx-5011	for wood jamb, w/reinforcer (heavy duty)	6.44
4500-xx-5013	for steel jamb, w/dust box (regular duty)	4.32
4500-83-2000	dust box only	1.21
<b>Housing for Bolts</b>		
4500-84-5003	for 2 $\frac{3}{4}$ " and 2 $\frac{1}{2}$ " backsets	12.51
4900-84-5005	for 2" backset	12.51
<b>Thumbturn / Rose Assembly</b>		
4500-xx-5016	thumbturn assembly for both 4500&4900	14.48
4500-82-2007	thumbturn tailpiece only	.46
<b>Screws</b>		
4200-98-4011	cam screw	.32
4500-82-4014	housing screw $\frac{3}{8}$ " x 1	.32
4500-xx-4018	thumbturn assembly / rose screws	.32

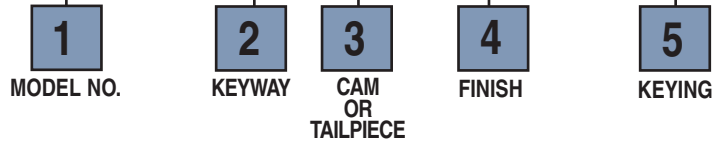
Product No.	Description	Sugg. List
4500-99-4015	set screw	.32
4500-80-1017	3 screw for heavy duty strike	.91
4500-xx-1036	$\frac{3}{4}$ " screw for regular strike / front	.32
<b>Collars &amp; Roses</b>		
4500-xx-5017	standard rose for 4500	10.38
4000-xx-1004	collar $\frac{3}{8}$ "	1.36
4500-81-4020	wave washer	.91
4900-xx-5017	low profile rose for 4900	10.38
<b>Miscellaneous</b>		
4500-80-4016	$\frac{5}{16}$ " Allen wrench	.76
863R	cylinder cam for LORI deadbolts	1.55
4500-80-2013	security cover for cam	.34
4500-82-1012	steel strike reinforcer less screws	.91
4500-xx-5050	2 $\frac{1}{2}$ " thick door kit for 4510: Use with 1 $\frac{1}{4}$ " cylinder outside	12.51

Pricing is for standard keyways and keying. See page 6 & 7 for additional pricing details that may apply.

# How to Order Cylinders

Example: Standard 1 inch, 5 pin mortise cylinder, Arrow keyway with Adams Rite cam, satin chrome finish, keyed alike in pairs.

**7 1 6 5    A A    2 - 2 6 D - K A 2**



## 1 Model Number

MODEL	DESCRIPTION
<b>MORTISE CYLINDERS</b>	
7124	3/4 (19 mm) 4 Pin
7155	15/16 (23.8 mm) 5 Pin
7165	1 (25.4 mm) 5 Pin
7185	1 1/8 (28.6 mm) 5 Pin (Drilled 6 Pin)
7186	1 1/8 (28.6 mm) 6 Pin
7205	1 1/4 (31.7 mm) 5 Pin (Drilled 7 Pin)
7206	1 1/4 (31.7 mm) 6 Pin (Drilled 7 Pin)
7207	1 1/4 (31.7 mm) 7 Pin
7225	1 3/8 (34.9 mm) 5 Pin (Drilled 7 Pin)
7226	1 3/8 (34.9 mm) 6 Pin (Drilled 7 Pin)
7227	1 3/8 (34.9 mm) 7 Pin
7245	1 1/2 (38.1 mm) 5 Pin (Drilled 7 Pin)
7246	1 1/2 (38.1 mm) 6 Pin (Drilled 7 Pin)
7247	1 1/2 (38.1 mm) 7 Pin
7265	1 5/8 (41.2 mm) 5 pin
7266	1 5/8 (41.2 mm) 6 pin
7285	1 3/4 (44.4 mm) 5 pin
7286	1 3/4 (44.4 mm) 6 pin
7305	1 7/8 (47.6 mm) 5 pin
7306	1 7/8 (47.6 mm) 6 pin
7325	2 (50.8 mm) 5 pin
7326	2 (50.8 mm) 6 pin
<b>TURN KNOB MORTISE CYLINDERS</b>	
7151	15/16 (23.8 mm) Turn Knob
7161	1 (25.4 mm) Turn Knob
7181	1 1/8 (28.6 mm) Turn Knob
7201	1 1/4 (31.7 mm) Turn Knob
ADA7151	15/16 (23.8 mm) ADA Turn Knob
ADA7161	1 (25.4 mm) ADA Turn Knob
ADA7181	1 1/8 (28.6 mm) ADA Turn Knob
ADA7201	1 1/4 (31.7 mm) ADA Turn Knob
41651	15/16 (23.8 mm) Captive Turn Knob
41671	1 1/8 (28.6 mm) Captive Turn Knob
<b>DUMMY MORTISE CYLINDERS</b>	
7150	15/16 (23.8 mm) Dummy
7160	1 (25.4 mm) Dummy
7180	1 1/8 (28.6 mm) Dummy
7200	1 1/4 (31.7 mm) Dummy
<b>RIM CYLINDERS</b>	
7015	5 Pin Cylinder
7016	6 Pin Cylinder
<b>DUMMY RIM CYLINDERS</b>	
7010	1 1/8 (28.6 mm) Dummy
<b>KEY-IN-KNOB</b>	
15065	5 Pin Sargent 6 Line
15066	6 Pin Sargent 6 Line
15105	5 Pin Sargent 10/6500
15106	6 Pin Sargent 10/6500
15235	5 Pin Yale 5300
15236	6 Pin Yale 5300
15245	5 Pin Yale 5400
15246	6 Pin Yale 5400
15255	5 Pin Yale Knob
15256	6 Pin Yale Knob
15355	5 Pin Corbin Russwin
15356	6 Pin Corbin Russwin
15395	5 Pin Universal Lockset/Leverset/Padlock
15396	6 Pin Universal Lockset/Leverset/Padlock
15495	5 Pin Cylindrical Deadbolt
15496	6 Pin Cylindrical Deadbolt
15695	5 Pin Emtek Cylindrical Deadbolts
15696	6 Pin Emtek Cylindrical Deadbolts
15795	5 Pin Sargent 6 Line, 10 Line, T Zone
15796	6 Pin Sargent 6 Line, 10 Line, T Zone
15985	5 Pin Combination Knob/Deadbolt
15995	5 Pin Combination Knob/Deadbolt
15996	6 Pin Combination Knob/Deadbolt

## 2 Keyways

Arrow	Composite	Composite
AA 1179	NA R1064E	NB HR1
Corbin 60	Corbin 67	Corbin 77 *
CA 1001EH	CB 1001EN	CC R1001EN
Corbin *	Corbin/ Russwin	Dexter 67
CD 59A1-A2	CE L4	XE D1054K
Dominion 1054F	Dominion 1054F	ILCO®
DA S54F	DB D05/D06	UA X1054K
UB Lori L100 Eagle 11929 Harloc 700	Lori 90 * 6 pin only UD Centric 90	Lori 80 * 5 pin only UE Lori 80
Kwikset	Lockwood	Weiser E
KS 1176	LA 1004	WA Falcon 1054WB 1054WC
Weiser	Russwin *	Russwin D1
WE P1555	RA 5981R N1011P	RB 1011D1
Russwin *	Sargent LA	Sargent LA-LC GB LA-LC
RC 981 852	GA 1007LA	LA-LC
Sargent RA-RC GC RA-RC	Schlage C	Schlage
SE 1145E	SC 1145	SX C-K, 1145
Schlage E	Schlage F *	Segal 9
SE 1145E	SF 1145F	FA (1022)
Yale 8	Yale YG Yale GA	
YA 999	YG Yale GA	

\* Add 3.50 to Sugg. List for these keyways

**Comments:** 1 1/8 mortise drilled 6 pin.  
1 1/4 - 1 1/2 mortise drilled 7 pin except Yale and Kwikset.  
Key-In-Knob drilled 6 pin except 15985.



Ordering Iico cylinders is easy. Follow the five step process to order the correct Iico cylinder everytime.

- 1 Specify model number for cylinder type and length.
- 2 Specify double letter code for manufacturer's keyway.
- 3 Specify code number for cam or tailpiece.  
Not required for KIK or Dummy cylinders
- 4 Specify code number for finish.
- 5 Specify code letters for keying.

### 3 Cams and Tailpieces

1 Standard (863G)		2 Adams Rite (863A)		3 Clover (863D)	
4 Narrow (863E)		5 Marks Cam (863F)		6 Yale (863)	
7 Sargent Offset (863U)		11 14PR-RM (863H)		12 22PR-A-RM (863J)	
13 22PR-E-RM (863K)		15 Schlage L (863M)		16 Sargent/Yale (863N)	
17 Segal/Emhardt (863P)		18 Lori Deadbolt (863R)		19 Clover Corbin/ Russwin Best (863S)	
20 Adams Rite 4070 (863T)		8 Standard 1 3/4 (44.5 mm) 862		9 Long 2 3/8 (60.3mm) 862A	

*Cams and Tailpieces are also sold separately.*

### 4 Finish Codes

CODE	DESCRIPTION	US #	BHMA
03	Bright Brass	03	605
03P†	Bright Brass Permanent	03	
04	Satin Brass	04	606
05	Antique Brass	05	609
10	Satin Bronze	10	612
10B	Oil Rubbed Bronze	10B	613
13*	Duracolor Dark Brown Aluminum	13	624
26	Bright Chrome	26	625
26D	Satin Chrome	26D	626
28	Clear Aluminum Anodized	28	628
29	Black Aluminum	19	622
32D†	Satin Stainless Steel	32D	
46	Duracolor Brown Aluminum	46	624

\*Dura formerly offered by Lori †Add \$1.50 to suggested list.  
All finish codes are ANSI/BHMA E (equivalent in appearance to category A) codes and do not reflect the product's base material.

### 5 Keying Codes

CODE	DESCRIPTION
KA	All keyed alike
KD	Keyed different
KA2	Keyed alike in pairs
KA4	Keyed alike in fours
OB	O bitted - Blade Height
MK*	Master keyed
GMK*	Grand master keyed

\*When requesting MK or GMK, an additional Keying Code is required (KA, KD, KA2, etc.)

Example: 7165AA2-26D-MK/KA2

Chart at right indicates stock KA bitting combinations. Any other combination add 3.50 to suggested list.

### Stock KA Bitting Combinations

YA .019 (OEM)	SC.015 (OEM)
13335	13531
14251	15513
14455	24642
24158	26264
34532	31315
34562	31515
41224	33563
41242	34032
41255	34562
41256	35315
41263	42642
41321	44634
42131	46246
42145	51315
43244	54645
43263	55313
44254	62646
45324	64254
43356	66464
14544	78348

**NOTE:** Minimum order 10 each per item. Add 10.00 net per line item for quantities not in multiples of 10. (Deadbolts and deadbolt parts, Master Keyed cylinders and brass IC Core excluded.)

## Master Keyed Cylinders

All Keyways Available

Description	Sugg. List
Master Key Processing Fee (MKPF) - one time charge	137.50
Master Keying add per cylinder (one level)	6.60
Great and Grandmaster Keying add per cylinder (two levels and above)	7.45
Extra Keys	3.18
Construction Keying (per cylinder)	7.00

**Note:** All New Master Key and Grandmaster Key orders for cylinders require processing fee shown plus a copy of the system upon request only. Included in the fee are (1) one each of the Master and or Grandmaster Keys for the system. Package will be sent separately from the cylinders via certified mail, return receipt requested. Name and address for this package must be supplied with the cylinder order.

The charts shown on these two pages are based on the product number structure. Refer to Availability Chart on page 24 & 25:

## Mortise Cylinders

Lead time 4 weeks unless listed below.

ILCO® Mortise Cylinders are machined from solid bar brass. This line offers a broad selection of models, providing the flexibility required for numerous applications. Threadsize is 1.150 x 32 UNS. Cylinder face diameter 1.360. A mortise cylinder kit and accessories are also available. Refer to pages 10, 11, and 24.

- 32 keyways (See page 6)
- 11 lengths (See below)
- 16 cams (See page 7)
- 13 finishes (See page 7)
- Furnished with Ilco® Look Alike® keys.
- Rekeyable to original manufacturers' systems.



BHMA/ANSI  
A156.5  
Grade 1

Model	Length	Pinning	Sugg. List
7124	3/4" (19 mm)	4 pin	16.04
7155	1 5/16" (23.8 mm)	5 pin	16.04
7165	1" (25.4 mm)	5 pin	16.04
7185	1 1/8" (28.6 mm)	5 pin (6 pin drilled)	16.24
7186	1 1/8" (28.6 mm)	6 pin	18.21
7205	1 1/4" (31.7 mm)	5 pin (7 pin drilled)	16.24
7206	1 1/4" (31.7 mm)	6 pin (7 pin drilled)	18.21
7207	1 1/4" (31.7 mm)	7 pin	21.61
7225	1 3/8" (34.9 mm)	5 pin (7 pin drilled)	31.02
7226	1 3/8" (34.9 mm)	6 pin (7 pin drilled)	31.58
7227	1 3/8" (34.9 mm)	7 pin	34.98
7245	1 1/2" (38.1 mm)	5 pin (7 pin drilled)	31.02
7246	1 1/2" (38.1 mm)	6 pin (7 pin drilled)	31.58
7247	1 1/2" (38.1 mm)	7 pin	34.98
7265	1 5/8" (41.2 mm)	5 pin (6 pin drilled) Schlage C only	61.87
7266	1 5/8" (41.2 mm)	6 pin Schlage C only	65.58
7285	1 3/4" (44.4 mm)	5 pin (6 pin drilled) Schlage C only	63.41
7286	1 3/4" (44.4 mm)	6 pin Schlage C only	67.12
7305	1 7/8" (47.6 mm)	5 pin (6 pin drilled) Schlage C only	65.44
7306	1 7/8" (47.6 mm)	6 pin Schlage C only	69.15
7325	2" (50.8 mm)	5 pin (6 pin drilled) Schlage C only	69.15
7326	2" (50.8 mm)	6 pin Schlage C only	70.52

### Stock List

7165AA2-03-KA2	7165FA2-03-KA2	7165SX2-46-KD	7165SX2-03-KA2	7185YA1-03-KD	7185SC1-03-KA2	7205KS1-03-KD
7165AA2-26D-KA2	7165FA2-26D-KA2	7185SE1-26D-KA2	7165SX2-26D-KA2	7185YA1-26D-KD	7185SC1-26D-KA2	7205KS1-03-KA2
7165AA2-46-KA2	7165FA2-46-KA2	7205UA1-03-KD	7165SX2-46-KA2	7185YA1-03-KA2	7185SC1-46-KA2	7185GA1-03-KD
7185AA1-03-KD	7185FA1-03-KD	7165RB2-03-KA2	7185SX1-03-KD	7185YA1-26D-KA2	7185SC2-26D-KA2	7185GA1-26D-KD
7185AA1-26D-KD	7185FA1-26D-KD	7165RB2-26D-KA2	7185SX1-26D-KD	7205YA1-03-KD	7205SC1-03-KD	7185GA1-03-KA2
7185AA1-03-KA2	7185FA1-03-KA2	7165RB2-46-KA2	7185SX1-03-KA2	7205YA1-26D-KD	7205SC1-26D-KD	7185GA1-26D-KA2
7185AA1-26D-KA2	7185FA1-26D-KA2	7185RB1-03-KD	7185SX1-26D-KA2	7205YA1-03-KA2	7205SC1-03-KA2	7165WA2-03-KA2
7205AA1-03-KD	7205FA1-03-KD	7185RB1-26D-KD	7185SX1-46-KA2	7205YA1-26D-KA2	7205SC1-26D-KA2	7165WA2-26D-KA2
7205AA1-26D-KD	7205FA1-26D-KD	7185RB1-03-KA2	7205SX1-03-KD	7155SC2-26D-KA2	7165KS2-03-KA2	7165WA2-46-KA2
7205AA1-03-KA2	7205FA1-03-KA2	7185RB1-26D-KA2	7205SX1-26D-KD	7165SC2-03-KA2	7165KS2-26D-KA2	7185WA1-03-KD
7205AA1-26D-KA2	7205FA1-26D-KA2	7205RB1-03-KD	7205SX1-03-KA2	7165SC2-26D-KA2	7165KS2-46-KA2	7185WA1-26D-KD
7185CA1-03-KD	7185FA1-03-TE6060	7205RB1-26D-	7205SX1-26D-KA2	7165SC2-46-KA2	7185KS1-03-KD	7185WA1-03-KA2
7185CA1-26D-KD	7205FA1-03-TE6060	KD7205RB1-03-KA2	7165YA2-03-KA2	7185SC1-03-KD	7185KS1-26D-KD	7185WA1-26D-KA2
7185CA1-03-KA2	7185LA1-03-KD	7205RB1-26D-KA2	7165YA2-26D-KA2	7185SC1-26D-KD	7185KS1-03-KA2	
7185CA1-26D-KA2	7205LA1-03-KD	7165SX2-26D-KD	7165YA2-46-KA2	7185SC2-26D-KD	7185KS1-26D-KA2	

3.50 list upcharge per cylinder for these keyways: CC, CD, UD, UE, RA, RC, & SF

## Mortise Dummy

Lead time 4 weeks unless listed below.



Cam code not required  
when ordering.

- 4 lengths
- 13 finishes (See page 7)

Model	Length	Type	Sugg. List
7150	1 5/16" (23.8 mm)	mortise	9.79
7160	1" (25.4 mm)	mortise	9.79
7180	1 1/8" (28.6 mm)	mortise	9.79
7200	1 1/4" (31.7 mm)	mortise	9.79

### Stock List

7150DC-26D	7160DC-26D	7180DC-03	7180DC-46	7200DC-26D
7160DC-03	7160DC-46	7180DC-26D	7200DC-03	7200DC-46



# Turnknob Cylinders

Lead time 4 weeks unless listed below.



### Standard Turnknob

- 4 lengths
- 16 cams (See page 7)


Model	Length	Available Finishes	Sugg. List
7151	$\frac{15}{16}$ " (23.8 mm)	03, 13, 26D, 28, 29, 46	15.98
7161	1" (25.4 mm)	03, 10B, 13, 26, 26D, 28, 29, 46	15.98
7181	$1\frac{1}{8}$ " (28.6 mm)	03, 10B, 13, 26D, 46	15.98
7201	$1\frac{1}{4}$ " (31.7 mm)	03, 13, 26D, 29, 46	15.98

### Stock List

7151TK2-26D      7161TK2-03      7161TK2-46      7181TK1-26D      7181TK1-46  
 7161TK1-03      7161TK2-26D      7181TK1-03      7181TK2-26D      7201TK1-26D

### Classroom Function

Model	Length	Available Finishes	Sugg. List
4135	$\frac{15}{16}$ " (23.8 mm)	03, 13, 26D, 29	18.45



### Captive Turnknob

- 3 keyways (Schlage C, Schlage C-K, Weiser)
- 2 finishes (03, 26D)

Model	Length	Description	Sugg. List
41651	$\frac{15}{16}$ " (23.8 mm)	(for use with 4900)	33.95
41671	$1\frac{1}{8}$ " (28.6 mm)	(for use with 4500)	33.95

### Replacement Keys for Captive Turnknob

Model	Description	Sugg. List
4165-XX-5001	Captive thumbturn key blank	15.02
4165-XX-5002	Captive thumbturn cut key	18.36
4165-82-2001	Flat steel thumbturn key	1.24

"XX" indicates finish. Specify 03 or 26D

### ADA Turnknob

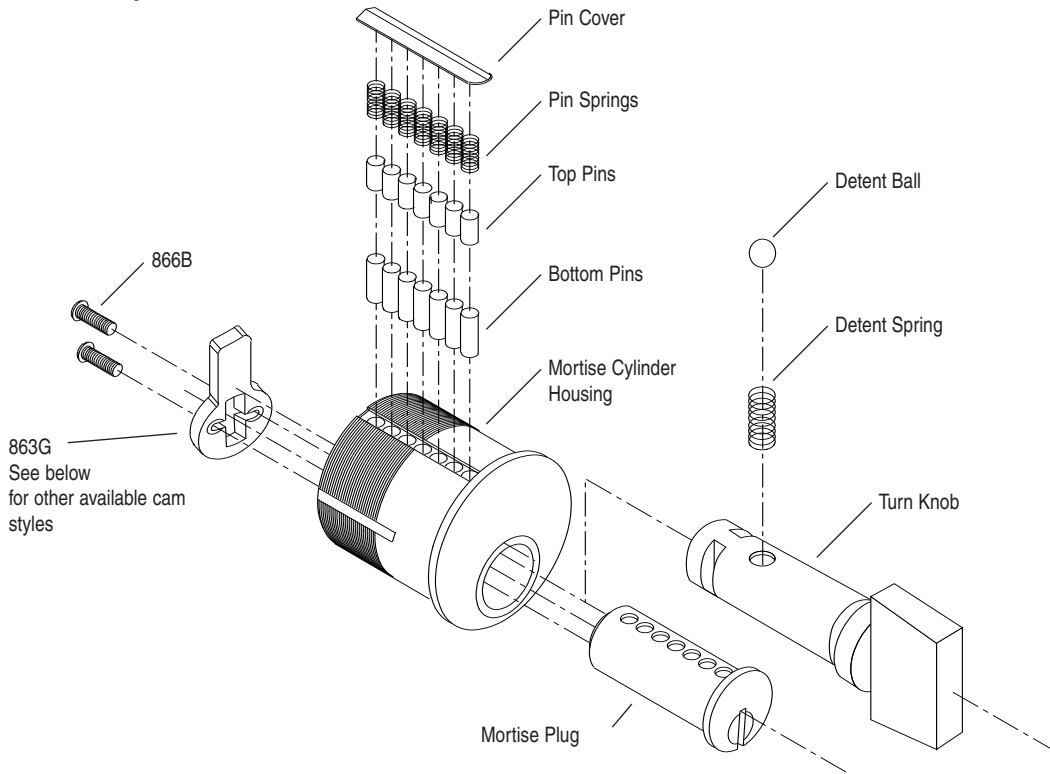
- 4 lengths
- 16 cams (See page 7)



Model	Length	Available Finishes	Sugg. List
ADA7151	$\frac{15}{16}$ " (23.8 mm)	03, 26D, 10B	22.47
ADA7161	1" (25.4 mm)	03, 26D, 10B	22.47
ADA7181	$1\frac{1}{8}$ " (28.6 mm)	03, 26D, 10B	22.47
ADA7201	$1\frac{1}{4}$ " (31.7 mm)	03, 26D, 10B	22.47

# Mortise Parts

## Keyed & Turn Knob Exploded View



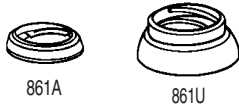
## Mortise Accessories

Lead Time 3 days

### Stock Cams

Product No.	Cam No.	Description	Sugg. List
6 (863)	6	Yale Cam	1.10
2 (863A)	2	Adams Rite Cam	1.10
3 (863D)	3	Standard/Lockwood/Marks Cloverleaf	1.10
4 (863E)	4	Narrow Cam	1.10
5 (863F)	5	Marks Cam	1.10
1 (863G)	1	Standard Cam	1.10
11 (863H)	11	Dominion 14PR-RM Cam	1.69
12 (863J)	12	Dominion 22PR-A-RM Cam	1.69
13 (863K)	13	Dominion 22PR-E-RM Cam	1.69
15 (863M)	15	Schlage L Cam	1.10
16 (863N)	16	Sargent/Yale Cam	1.10
17 (863P)	17	Segal/Emhart Cam DL4000 Corbin Russwin Pocket Mortise Deadbolt	1.10
18 (863R)	18	Lori Deadbolt	1.10
19 (863S)	19	Corbin/Russwin/Best Cloverleaf	1.10
20 (863T)	20	Adams Rite 4070 Cam	1.10
7 (863U)	7	Sargent Offset Cam	1.10

**Stock Adjustable Spring Collars**



Product No.	Description	Adjustment	Sugg. List
861A-03-10	Bright Brass, Solid Brass	$\frac{5}{16}'' - \frac{13}{32}''$ (7.9 mm-20.6 mm)	5.23
861A-26D-10	Satin Chrome, Solid Brass	$\frac{5}{16}'' - \frac{13}{32}''$ (7.9 mm-20.6 mm)	5.23
861U-03-10	Bright Brass, Steel Plated	$\frac{5}{16}'' - \frac{13}{32}''$ (7.9 mm-20.6 mm)	3.61
861U-26-10	Bright Chrome, Steel Plated	$\frac{5}{16}'' - \frac{13}{32}''$ (7.9 mm-20.6 mm)	3.61

**Stock Tapered Collars**



Product No.	Description	Projection	Head Recess	Sugg. List
861B-03-10	Bright Brass Hardened Steel Collar	$\frac{7}{16}''$	$\frac{1}{4}''$	5.57
861B-26D-10	Satin Chrome Hardened Steel Collar	$\frac{7}{16}''$	$\frac{1}{4}''$	5.57
861B-46-10	Duracolor Hardened Steel Collar	$\frac{7}{16}''$	$\frac{1}{4}''$	5.57

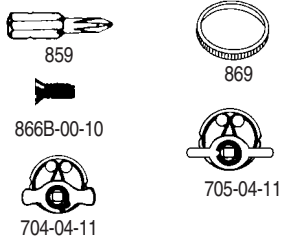
**Stock Solid Collars**



Product No.	Description	Thickness	Sugg. List
861C-XX-10	Aluminum Collar	$\frac{3}{32}''$ (2.4 mm)	1.69
861D-XX-10	Aluminum Collar	$\frac{1}{8}''$ (3.2 mm)	1.69
861E-XX-10	Aluminum Collar	$\frac{5}{16}''$ (4.0 mm)	1.69
861K-XX-10	Aluminum Collar	$\frac{3}{16}''$ (4.8 mm)	1.69
861L-XX-10	Aluminum Collar	$\frac{7}{32}''$ (5.6 mm)	1.69
861F-XX-10	Aluminum Collar	$\frac{1}{4}''$ (6.4 mm)	1.69
861M-XX-10	Aluminum Collar	$\frac{9}{32}''$ (7.1 mm)	1.76
861N-XX-10	Aluminum Collar	$\frac{5}{16}''$ (7.9 mm)	1.76
861P-XX-10	Aluminum Collar	$\frac{11}{32}''$ (8.7 mm)	1.76
861Q-XX-10	Aluminum Collar	$\frac{3}{8}''$ (9.5 mm)	2.00
861R-XX-10	Aluminum Collar	$\frac{1}{2}''$ (12.7 mm)	2.00
861T-XX-10	Aluminum Collar	$\frac{5}{8}''$ (15.9 mm)	2.00
861K-00-10	Grey Vinyl Collar	$\frac{3}{16}''$ (4.8 mm)	1.86

(Replace "XX" with finish 03, 10, 13, 28, 29 or 46.)

**Stock Miscellaneous Parts**



Product No.	Description	Sugg. List
859-00-11	#1 Phillips Hex Bit	2.52
869-00-10	Cash Box Nut - Fits thread on Standard Mortise Cylinder	2.93
866B-00-10	Mortise Cam Screws, (Bag of 100) 3 x 48 self tapping	6.36
704-04-11	Standard Throw Turn Knob Disc, $\frac{3}{16}''$ (4.8 mm) Sq. Hub	16.16
705-04-11	Long Throw Turn Knob Disc, $\frac{3}{16}''$ (4.8 mm) Sq. Hub	16.16

## Rim Cylinders

These solid bar brass rim cylinders are ideal for use on 1 3/8" (35 mm) to 2 1/4" (57 mm) thick doors. Each cylinder is furnished with trim ring, mounting plate and break-off screws. A service kit and accessories are also available. Refer to pages 24 and below.

**Lead time 4 weeks unless listed below.**



- 32 keyways (See page 6)
- 13 finishes (See page 7)
- 5, 6 and 7 pin
- Furnished with Ilco® Look Alike® keys.
- Horizontal or vertical tailpiece installation.
- Rekeyable to original manufacturers' systems.

Model	Pinning	Sugg. List
7015	5 pin (6 pin drilled)	16.93
7016	6 pin	20.70
7017	7 pin	quote

### Stock List

7015AA8-03-KD	7015SC8-26D-KD	7015KS8-03-KD	7015YA8-26D-KD	7015SX8-03-KA2	7015WA8-26D-KA2	7015UA8-03-KD
7015AA8-26D-KD	7015SC8-46-KD	7015KS8-26D-KD	7015YA8-03-KA2	7015SX8-26D-KA2	7015FA8-03-KD	7015UB8-03-KD
7015AA8-03-KA2	7015SC8-03-KA2	7015KS8-03-KA2	7015YA8-26D-KA2	7015WA8-03-KD	7015FA8-26D-KD	
7015AA8-26D-KA2	7015SC8-26D-KA2	7015KS8-26D-KA2	7015SX8-03-KD	7015WA8-26D-KD	7015FA8-03-KA2	
7015SC8-03-KD	7015SC8-46-KA2	7015YA8-03-KD	7015SX8-26D-KD	7015WA8-03-KA2	7015FA8-26D-KA2	

3.50 list upcharge per cylinder for these keyways: CC, CD, UD, UE, RA, RC, & SF

Chart on page 7 indicates stock KA biting combinations. Any other combination add 3.50 to suggested list.

See Availability Chart (pg. 24 & 25) for additional details.

Pricing is for standard keyways and keying. See pages 6 & 7 for additional ordering and pricing details that may apply.

## Rim Dummy

**Lead time 4 weeks unless listed below**



- 13 finishes (See page 7)

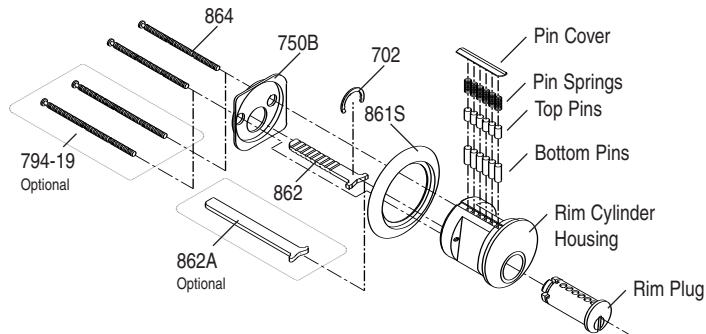
Model	Length	Type	Sugg. List
7010	1 1/8" (28.6 mm)	rim	12.85

Cam code not required when ordering.

### Stock List

7010DC-26D

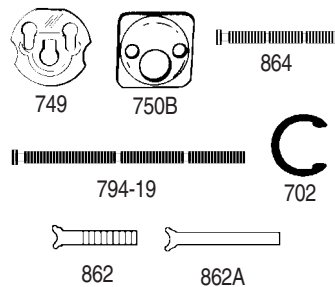
### Exploded View



## Rim Parts & Accessories

**Lead Time 3 days**

### Stock Accessories



Product No.	Description	Sugg. List
749-22-10	Universal Mounting Plate	1.52
750B-00-10	Standard Mounting Plate	1.52
864-03-10	Standard Break-off Connecting Screw 12-24 x 1 1/4" (44.5 mm)	1.09
794-19	Extra Long Break-off Screw 12-24 x 2 3/8" (60.3 mm)	1.25
862-00-10	Standard Break-off Tailpiece 1 3/8" (44.45 mm)	1.11
862A-00-10	Extra Long Tailpiece 2 3/8" (60.33 mm)	1.25
702-00-10	7015 Rim Plug Retaining Ring	1.09

### Trim Rings

Product No.	Description	Sugg. List
861-03-10*	Bright Brass 1.28" (32.5 mm) diameter recess	1.52
861S-03-10	Bright Brass 1.360" (34.5 mm) diameter recess	1.52
861S-10-10	Satin Bronze 1.360" (34.5 mm) diameter recess	1.52
861S-13-10	Dark Duracolor 1.360" (34.5 mm) diameter recess	1.52
861S-26D-10	Satin Chrome 1.360" (34.5 mm) diameter recess	1.52
861S-29-10	Black 1.360" (34.5 mm) diameter recess	1.52
861S-46-10	Duracolor 1.360" (34.5 mm) diameter recess	1.52

# 1599 Key-In-Knob/Deadbolt Combination Replacement Cylinders

Lead time 4 weeks unless listed below.

## Universal Knob/Lever Locksets Plus Arrow & Schlage Deadbolts (Arrow Knob Designs TA, BD, DD use 1539 knob cylinder)



- 32 Keyways (See page 6)
- Arrow D, E, F, K, Schlage B100, B200, B400, H Series deadlock
- Operates most Grade 1 & 2 knob cylinder locksets and leversets
- CL3900 Corbin Lever with tailpiece below
- Screw Cap Retainer
- 04 and 26D finish

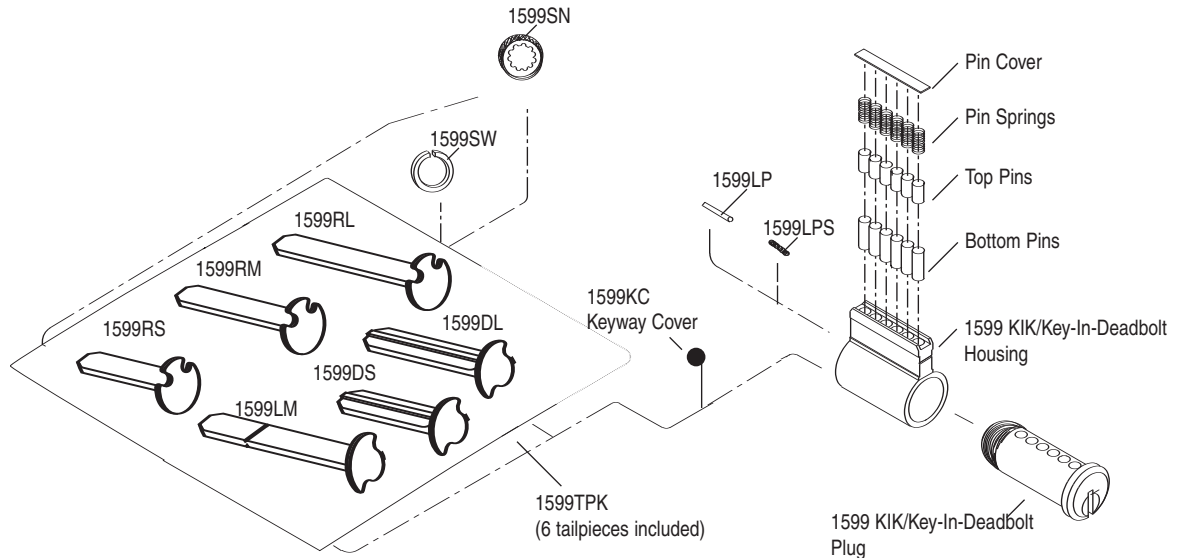
Model	Pinning	Application	Keyways	Sugg. List
15985	5 pin only	Arrow, Schlage	(See application chart)	19.47
15995	5 pin (6 pin drilled)	Arrow, Schlage	(See application chart)	19.47
15996	6 pin	Arrow, Schlage	(See application chart)	20.95

3.50 list upcharge per cylinder for these keyways: CC, CD, UD, UE, RA, RC, & SF.  
Stock list available on page 26.

### Stock List

15995AA-04-0B	15995SC-04-KD	15995CA-26D-KD	15995GA-04-0B	15995YA-26D-0B	15995SX-04-KD	15995WA-26D-KD
15995AA-26D-0B	15995SC-26D-KD	15995KS-04-0B	15995GA-26D-0B	15995YA-04-KD	15995SX-26D-KD	15995RB-04-0B
15995AA-04-KD	15995CA-04-0B	15995KS-26D-0B	15995GA-04-KD	15995YA-26D-KD	15995WA-04-0B	15995RB-26D-0B
15995AA-26D-KD	15995CA-26D-0B	15995KS-04-KD	15995GA-26D-KD	15995SX-04-0B	15995WA-26D-0B	15995RB-04-KD
15995SC-04-0B	15995CA-04-KD	15995KS-26D-KD	15995YA-04-0B	15995SX-26D-0B	15995WA-04-KD	15995RB-26D-KD
15995SC-26D-0B						

### Exploded View



### Replacement Parts

Lead Time 3 days

Product No.	Description	Sugg. List
1599CL-00-10	Tailpiece for Corbin/Russwin CL3900 Lever	1.36
1599SN-00-10	Screw Nut	1.53
1599LP-00-10	Lock pin	.45
1599LPS-00-10	Lock pin spring	.45
1599SW-00-10	Split washer	.99
1599KC-00-10	Keyway cover	.37
1599RS-00-10	Tailpiece	1.36
1599RM-00-10	Tailpiece	1.36
1599RL-00-10	Tailpiece	1.36
1599LM-00-10	Tailpiece	1.36
1599DS-00-10	Tailpiece	1.36
1599DL-00-10	Tailpiece	1.36

Pricing is for standard keyways and keying.

See pages 6 & 7 for additional ordering and pricing details that may apply


Refer to pages 22 & 23 for Application Chart

January 29, 2007

# Key-In-Knob Replacement Cylinders

Lead time 4 weeks unless listed below.

## 1539 Universal Knob/Lever Locksets



- 32 Keyways (See pages 6)
- 04 and 26D finish
- Operates most Grade 1 & 2 knob cylinder locksets and leversets
- Solid Brass
- Arrow style snap on tailpiece

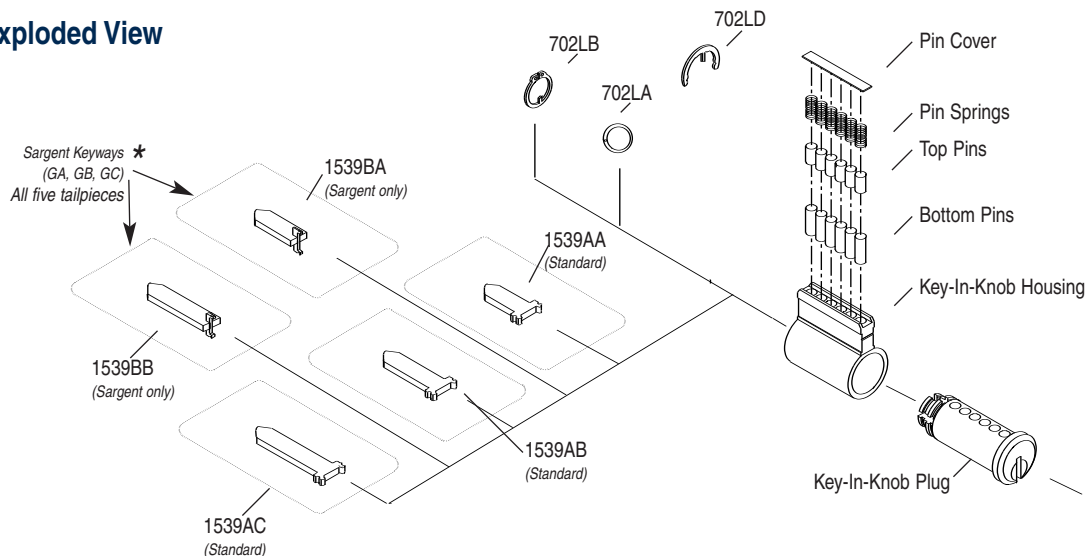
Model	Keyways	Pinning	Application	Sugg. List
15395	All except Sargent	5 pin (6 pin drilled)	Universal	17.73
15395	Sargent (GA, GB, GC)	5 pin (6 pin drilled)	Universal	21.83
15396	All except Sargent	6 pin	Universal	19.70
15396	Sargent (GA, GB, GC)	6 pin	Universal	23.80
1539		Dummy	Universal	13.04

3.50 list upcharge per cylinder for these keyways: CC, CD, UD, UE, RA, RC, & SF.  
Stock list shown on page 26.

### Stock List

15395AA-04-0B	15395SC-04-KD	15395CA-26D-KD	15395GA-04-0B	15395SX-26D-0B	15395YA-04-KD	15395WA-26D-KD
15395AA-26D-0B	15395SC-26D-KD	15395KS-04-0B	15395GA-26D-0B	15395SX-04-KD	15395YA-26D-KD	15395RB-04-0B
15395AA-04-KD	15395CA-04-0B	15395KS-26D-0B	15395GA-04-KD	15395SX-26D-KD	15395WA-04-0B	15395RB-26D-0B
15395AA-26D-KD	15395CA-26D-0B	15395KS-04-KD	15395GA-26D-KD	15395YA-04-0B	15395WA-26D-0B	15395RB-04-KD
15395SC-04-0B	15395CA-04-KD	15395KS-26D-KD	15395SX-04-0B	15395YA-26D-0B	15395WA-04-KD	15395RB-26D-KD
15395SC-26D-0B						

### Exploded View



### Replacement Parts

Product Number	Description	Sugg. List
<b>1539 PARTS</b>		
702LA-00-10	Tailpiece retainer "o" ring	.97
702LB-00-10	Tailpiece retainer snap ring	.97
702LD-00-10	Plug/Cylinder E-Ring retainer	.97
<b>STANDARD TAILPIECES*</b>		
1539AA-00-10	short	1.74
1539AB-00-10	medium	1.74
1539AC-00-10	long	1.74
1539BA-00-10	short* Sargent keyways	1.84
1539BB-00-10	long* Sargent keyways	1.84
1539CA-00-10	American padlock driver	1.84
1539DA-00-10	Andersen Window French and sliding door tailpiece	1.57
1539FA-00-10	Falcon B series lever tailpiece	1.98

### In Stock

Product Number	Description	Sugg. List
<b>FALCON S SERIES KNOB TAILPIECES</b>		
1539FB-00-10	short	1.52
1539FC-00-10	medium	1.52
1539FD-00-10	long	1.52
<b>FALCON T SERIES STANDARD TAILPIECES</b>		
1539FE-00-10	short	1.52
1539FG-00-10	medium	1.52
1539FH-00-10	long	1.52
<b>FALCON T SERIES LEVER TAILPIECES FOR SARGENT KEYWAYS</b>		
1539FJ-00-10	short	2.42
1539FK-00-10	medium	3.21
1539FL-00-10	long	3.21
1539EA-00-10	Lori 1400 series padlock tailpiece	.97

Brazed tailpieces required for cylinders when used in vertical position in Sargent keyways when repinned with 6 pin key. (packed standard with cylinders ordered with these keyways in addition to three standard tailpieces shown above).

Pricing is for standard keyways and keying.  
See pages 6 & 7 for additional ordering and pricing details that may apply  
Refer to pages 22 & 23 for Application Chart

## Replacement Parts (continued)

Lead Time 3 days


Product Number	Description	Sugg. List
<b>MARKS USA TAILPIECES</b>		
1539GA-00-10	Knob locks (1903-L9)	1.52
1539GB-00-10	Lever Locks (1903-SL9)	1.52
<b>MASTER 29, 6600, &amp; 6700 PARTS</b>		
1539HA-00-10	Spring ring	.97
1539HB-00-10	Adapter	3.80

Product Number	Description	Sugg. List
<b>MONARCH 19 SERIES KNOB AND LEVER TRIM TAILPIECES</b>		
- Same as Standard		
<b>PDQ SW, PAT &amp; SPIRIT SERIES LEVER TAILPIECES</b>		
1539LA-00-10	short	1.52
1539LB-00-10	medium	1.52
1539LC-00-10	long	1.52

## Key-In-Deadbolt Replacement Cylinders

### 1549 Corbin Russwin/Yale Cylindrical Deadbolts

Lead time 4 weeks



- 32 Keyways (See pages 6 & 7)
- Fits Yale and Corbin Russwin, single and double, grade one and two, cylindrical deadbolts
- 04 and 26D finish
- Solid Brass Plug and Housing
- Screwcap Tailpiece/Plug Retainer

Model	Pinning	Sugg. List
15495	5 pin (6 pin drilled)	19.50
15496	6 pin	20.77

3.50 list upcharge per cylinder for these keyways: CC, CD, UD, UE, RA, & SF.

### 1569 Emtek Cylindrical Deadbolts

Lead time 4 weeks



- 32 Keyways (See pages 6 & 7)
- Fits EMTEK Single and Double Deadbolts
- 04 and 26D finish
- Solid Brass Plug and Housing
- Screwcap Tailpiece/Plug Retainer

Model	Pinning	Sugg. List
15695	5 pin (6 pin drilled)	19.50
15696	6 pin - not available in YA & YG	20.77

3.50 list upcharge per cylinder for these keyways: CC, CD, UD, UE, RA, & SF.

#### Replacement Parts

Product No.	Description	Sugg. List
1569EKDH-00-10	Double Horizontal tailpiece -black	1.36
1569EKDV-00-10	Double Vertical tailpiece - chromate	1.36
1569EKS-00-10	Single tailpiece	1.36

### 1579 Sargent Key-In-Knob/Lever — Weiser Single Deadbolts plus Power Bolt

Lead time 4 weeks



- 32 Keyways (See pages 6 & 7)
- Fits Sargent® 6 Line Knob, 10 Line Lever, 11 Line (T-Zone) Lever
- 04 and 26D finish
- Solid Brass Plug and Housing
- Screwcap Tailpiece/Plug Retainer
- Fits Weiser single deadbolt and Power Bolt with adding 1579WDTPK below

Model	Pinning	Sugg. List
15795	5 pin (6 pin drilled)	19.50
15796	6 pin	20.77

3.50 list upcharge per cylinder for these keyways: CC, CD, UD, UE, RA, & SF.

#### Replacement Parts

Product No.	Description	Sugg. List
1579WDTPK-00-10	Weiser single Cylindrical deadbolt plus Power Bolt tailpiece kit	1.36
1579SGT6-00-10	Sargent 6 Line Knob tailpiece	1.36
1579TZ-00-10	Sargent T-Zone Lever tailpiece	1.36
1599RS-00-10	Sargent 10 Line Lever tailpiece	1.36

## Yale Knob/Lever Locksets

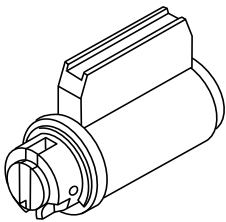
Lead time 4 weeks

- 21 keyways (See pages 24 & 25)
- 04 and 26D finish only

**Yale 5300 Series**  
Augusta lever short tailpiece

**Yale 5400 Series**  
Augusta lever long tailpiece

**Yale Knob Series**  
5300, 5400, 5500, 6200



Model	Pinning	Application	Keyways	Sugg. List
15235	5 pin (6 pin drilled)	Old Yale 5300 Series (Short tailpiece)	(See application chart)	27.64
15236	6 pin	Old Yale 5300 Series (Short tailpiece)	(See application chart)	29.50
15245	5 pin (6 pin drilled)	Yale 5400, 5300LN Series (Long tailpiece)	(See application chart)	27.64
15246	6 pin	Yale 5400, 5300LN Series (Long tailpiece)	(See application chart)	29.50
15255	5 pin (6 pin drilled)	Yale Knob Series (No tailpiece)	(See application chart)	27.64
15256	6 pin	Yale Knob Series (No tailpiece)	(See application chart)	29.50

### Parts

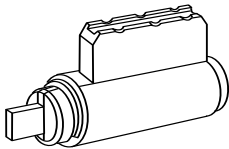
Product No.	Description	Sugg. List
1525AA-00-10	Spacer ring	1.52
1525BA-00-10	Cylinder retainer	.98
1525BC-00-10	Tailpiece retainer for 1523 & 1524	.98
1523AA-00-10	Tailpiece for 1523	1.36
1524AA-00-10	Tailpiece for 1524	1.36

3.50 list upcharge per cylinder for these keyways: CC, CD, UD, UE, RA, RC, & SF.

## 1506/1510 Sargent Knob/Lever Locksets

Lead time 4 weeks

- 14 keyways (See pages 24 & 25)
- 04 and 26D finish only



Model	Pinning	Application	Keyways	Sugg. List
15065	5 pin (6 pin drilled)	Sargent 6	(See application chart)	27.64
15066	6 pin	Sargent 6	(See application chart)	29.50
15105	5 pin (6 pin drilled)	Sargent 10/6500	(See application chart)	27.64
15106	6 pin	Sargent 10/6500	(See application chart)	29.50

### Parts

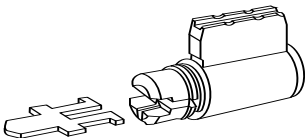
Product No.	Description	Sugg. List
1506AA-00-10	Cylinder retainer	.98
1506AB-00-10	Tailpiece retainer	.98
1506BA-00-10	1506 tailpiece	1.36
1510CA-00-10	1510 tailpiece (stamped SE)	1.36

3.50 list upcharge per cylinder for these keyways: CC, CD, UD, UE, RA, RC, & SF.

## 1535 Key-In-Knob Replacement Cylinders - Corbin/Ruswin Knob/unit Locksets

Lead time 4 weeks

- 20 keyways (See pages 24 & 25)
- 04 and 26D finish only
- 400, 1400, 3300, 4200, 4300, 5600 Series knob
- 300, 500 & 5200 Unit Locks



Model	Pinning	Application	Keyways	Sugg. List
15355	5 pin (6 pin drilled)	Corbin/Ruswin	(See application chart)	27.64
15356	6 pin	Corbin/Ruswin	(See application chart)	29.50

### Parts

Product No.	Description	Sugg. List
1535AA-00-10	Cylinder & tailpiece retainer	.98
1535BA-00-10	tailpiece	1.36

3.50 list upcharge per cylinder for these keyways: CC, CD, UD, UE, RA, RC, & SF.

Pricing is for standard keyways and keying. See page 6 & 7 for additional ordering and pricing details that may apply. Refer to page 20 & 21 for Applications Chart.

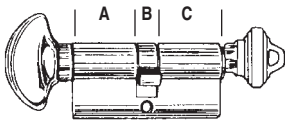


## Profile Cylinders

Lead time 6 weeks

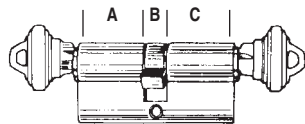
- Available in 03, 04 and 26D finishes. (Other finishes and lengths available by quote.)
- Repinnable (chamber caps are M4-0.70 X 6mm long set screws)

### Turnknob Cylinder



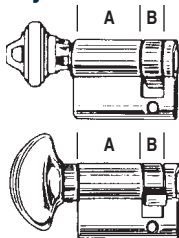
Model	Length	Dimensions	Sugg. List
52225	5 pin	28mm (A) x 10mm (B) x 28mm (C)	48.60
52445	5 pin	25mm (A) x 10mm (B) x 25mm (C)	58.85

### Double Cylinder



Model	Length	Dimensions	Sugg. List
53225	5 pin	28mm (A) x 10mm (B) x 28mm (C)	48.60
53226	6 pin	28mm (A) x 10mm (B) x 28mm (C)	52.95
53445	5 pin	25mm (A) x 10mm (B) x 25mm (C)	58.85

### Half Cylinder



Model	Length	Dimensions	Sugg. List
53025	5 pin	28mm (A) x 10mm (B)	22.83
53026	6 pin	28mm (A) x 10mm (B)	28.08
52021	Turn knob	28mm (A) x 10mm (B)	23.83

#### Custom profile cylinders - 4 3/8" length overall maximum

1 to 50 pieces	246.10
51 to 100 pieces	187.25
101 to 250 pieces	123.05

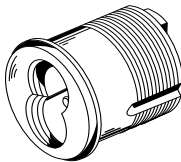
No cam code required to order.

## Interchangeable Core Housings

Lead time 4 weeks

- Solid brass • 6 pin housing accepts only 6 pin cores from Ilco, Arrow, Best, Falcon, KSP • 7 pin housing accepts 6 or 7 pin cores from Ilco, Arrow, Best, Falcon, KSP

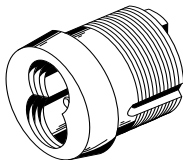
### Mortise Thin Head w/permanently attached cams



- Furnished with 1/4" stepped collar

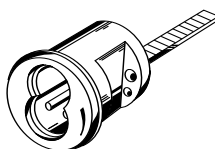
Model	Size	Length	Sugg. List
28106	6 pin	1 1/4"	17.70
28107	7 pin	1 3/8"	17.70

### Mortise Tapered w/permanently attached cams



Model	Size	Length	Sugg. List
28406	6 pin	1 1/4"	18.02
28407	7 pin	1 3/4"	18.02

### Rim w/permanently attached tailpiece



- Furnished with 1/8" stepped collar

Model	Size	Length	Sugg. List
28206	6 pin	1 1/4"	19.10
28207	7 pin	1 3/4"	19.10

## How to Order I.C. Housings (non-removable cam)

**2 8 1 0 6 - 1 - 2 6 D**  
1 MODEL NO.    2 CAM OR TAILPIECE    3 FINISH

**2** CAM OR TAILPIECE  
 1 = Standard (Yale)  
 2 = Adams Rite  
 3 = Cloverleaf (Corbin/Russwin/Best)  
 4 = Schlage L  
 5 = Sargent Yale

**3** FINISH  
 03 = Bright Brass  
 04 = Satin Brass  
 10B = Oil Rubbed Bronze  
 26D = Satin Chrome

8 = Standard Rim Only

## Interchangeable Core Housings (continued)

Lead time 3 days

### Thin Head Mortise/Rim with removable cam/tailpiece - Stock



- All housing variations (other than stock list shown below) are stocked without cam or tailpiece.
- Interchange any of 5 cams or tailpiece to any finish, or length of housing
- Cam or R2800 Rim Cylinder Kit can be ordered separately.
- Thin Head Mortise can be converted to a rim cylinder in the field
- "R" prefix indicates removable cam style

Model	Pinning	Sugg. List
R28106	Thin Head with cam - 6 pin	16.99
R28107	Thin Head with cam - 7 pin	16.99
R28106	Thin Head without cam - 6 pin (Use for mortise or rim w/conversion kit)	16.60
R28107	Thin Head without cam - 7 pin (Use for mortise or rim w/conversion kit)	16.60
R28206	Thin Head Rim with tail - 6 pin	17.25
R28207	Thin Head Rim with tail - 7 pin	17.25

### Parts and Accessories

Product No.	Description	Sugg. List
R2800 Conversion Kit	Rim Cylinder Conversion Kit	2.50
2800SP-00-10	Spacer (10/Pack)	1.10
R2800CS-00-10	Cam Screw (100/Pack)	6.36
R2800G#1-00-10	Std. Yale Cam (10/Pack)	1.10
R2800A#2-00-10	Adams Rite Cam (10/Pack)	1.10
R2800S#3-00-10	Cloverleaf Cam (10/Pack)	1.10
R2800M#4-00-10	Schlage L Cam (10/Pack)	1.10
R2800N#5-00-10	Sargent/Yale Cam (10/Pk)	1.10
2800F-03-10	Collar (US3) (10/Pack)	5.57
2800F-04-10	Collar (US4) (10/Pack)	5.57
2800F-10B-10	Collar (US10B) (10/Pack)	5.57
2800F-26-10	Collar (US26) (10/Pack)	5.57
2800F-26D-10	Collar (US26D) (10/Pack)	5.57

### Stock Complete List

Mortise	Rim
R28107-1-26D	R28206-9-26D
R28107-2-26D	R28207-9-26D
R28107-3-26D	

**NOTE: All housing variations, cams and tailpiece are in stock for 3 day shipment, when ordered separately.**

### Non-Stock factory installed cam or tailpiece

Lead time 4 weeks

All housing variations, other than the stocked complete listed above, can be ordered with any of the 5 available cams or rim cylinder conversion kit installed at the factory. Add \$3.00 to suggested list.


### How to Order I.C. Housings (removable cam)

<b>R 2 8 1 0 6 - 1 - 2 6 D</b>	<b>2</b>	<b>CAM OR TAILPIECE</b>	<b>3</b>	<b>FINISH</b>
1	2	3		
MODEL NO.	CAM OR TAILPIECE	FINISH		
	1 = Standard (Yale)		03 = Bright Brass	
	2 = Adams Rite		04 = Satin Brass	
	3 = Cloverleaf (Corbin/Ruswin/Best)		10B = Oil Rubbed Bronze	
	4 = Schlage L		26 = Bright Chrome	
	5 = Sargent Yale		26D = Satin Chrome	
	0 = No Cam			
	9 = Rim Only			

## Interchangeable Cores

Lead time 4 weeks

### Solid Brass I.C. Cores



- Solid brass plug and housing
- 6 or 7 pin cores replace Arrow, Best, Falcon, KSP
- 04 or 26D finish
- One control key per order standard

Product No.	Description	Sugg. List
28016	6 pin uncombined	16.54
28017	7 pin uncombined	16.54
28026	6 pin combined - A2 system only	24.26
28027	7 pin combined - A2 system only	24.26
	Extra Master or Control Keys	3.03

### How to Order I.C. Core

**2 8 0 1 6 - B A - 2 6 D - \* \***

<b>1</b>	<b>2</b>	<b>3</b>	<b>4</b>
MODEL NO.	KEYWAY	FINISH	KEYING

**2 KEYWAY**

BA - Best A  
BB - Best B  
BC - Best C  
BD - Best D  
BE - Best E  
BF - Best F  
BG - Best G

**3 FINISH**

04 = Satin Brass  
26D = Satin Chrome

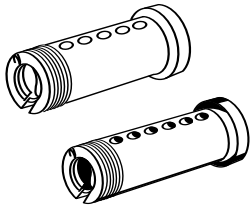
**4 KEYING**  
Page 7

BH - Best H  
BJ - Best J  
BK - Best K  
BL - Best L  
BM - Best M  
BQ - Best Q  
BU - Lori 62\*

## Schlage Replacement Plugs

Lead time 2 weeks

- Solid brass • Exact tolerances • Made in the U.S.A. • 04 and 26D finishes



No cam or keying code required to order.

- 15316 – for all Schlage products except mortise, cabinet and F Series
- 15215 – for Schlage B100, B200, B400 and H Series deadlocks
- 16 keyways available (See pages 20 & 21)
- Only available in 04 and 26D finishes

Model	Length	Type	Sugg. List
15215	5 pin	Schlage 33-005	5.83
15316	6 pin	Schlage 33-006	5.83

Cash Box Cylinders



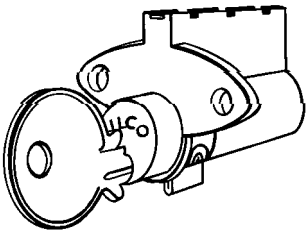
Cash box cylinders are utilized on cash drawers and lock boxes and may be found in other special applications.

**Applications:** Metal cash boxes & cash drawers • Alarm controls • Elevator controls

- Available with Schlage "C" keyway
- Furnished with 869 cash box nut
- Available in both single and double cam models
- 5 pin (6 pin drilled)

Model	Description	Finish	Sugg. List
7815SC-03-KD	Single Cam	Bright Brass	27.98
7815SC-10-KD	Single Cam	Satin Bronze	27.98
7815SC-26D-KD	Single Cam	Satin Chrome	27.98
7825SC-03-KD	Double Cam	Bright Brass	27.98
7825SC-10-KD	Double Cam	Satin Bronze	27.98
7825SC-26D-KD	Double Cam	Satin Chrome	27.98

Post Office Box



This cylinder operates both the old and new style U.S.P.S. "post office" boxes. Designed for durability, these cylinders are assembled with a bottom cam (for older style boxes), a rear cam and mounting screws are included for newer style boxes.

**Applications:** U.S.P.S. 1500 series P.O. box doors - bottom cam • U.S.P.S .2900 series P.O. Box doors - rear cam

- Salisbury Industries model 2200 boxes - bottom cam
- Solid Brass
- Yale (8) 999 keyway
- Additional keyways available by quotation.
- 5 pin with 6 pin key (999A)

Model	Pinning	Sugg. List
7835YA-04-KD	U.S.P.S. Post Office Box	25.44

Parcel Box



This two cylinder lock assembly fits U.S.P.S Parcel boxes referred to as CBU's (Cluster Box Units). When the operating key is rotated to unlock the CBU, the key becomes trapped in the "Unlocking Cylinder" and will not turn back. The key to the second or "Master Cylinder" is then required to reset the assembly and remove the operating key.

**Applications:** U.S.P.S. Type 1, 2, and 3 CBU's. Can be adapted to fit various outdoor and indoor Cluster Box Units and Parcel Lockers.

- Solid Brass Cylinders on Stainless Steel Mount (Brass Finish Only)
- Stainless Steel Rear Cover Included
- Yale (8) 999 keyway
- Pinned 5 with 6 Pin Key

Model	Pinning	Sugg. List
7845YA-04-KD	U.S.P.S. CBU Trap Lock	78.70



## Cylinder Kits

Lead Time 3 days

### Mortise and Rim Parts Kit



An assortment of the most popular accessories including extra long screws and tailpieces. **Includes:**

- 10 each of the following mortise cams: Standard, Adams Rite, Clover, Narrow, Yale, Marks, Corbin/Russwin and Dominion
- 20 mortise cam screws
- 10 each standard & extra long tailpieces
- 10 each standard & extra long break-off screws
- 10 rim mounting plates
- 10 "C" clips
- 1 #1 point Phillips hex drive

Model	Pinning	Sugg. List
876-00-8X	Cylinder Cam Kit	73.23

### Collar Kit



An assortment of the most popular styles and sizes. Includes:

- 4 each bright brass & satin chrome tapered hardened collars (861B)
- 4 each bright brass & satin chrome adjustable spring collars (861A)
- 5 each of  $\frac{3}{32}$ " (2.4 mm),  $\frac{1}{8}$ " (3.2 mm),  $\frac{9}{32}$ " (4.0 mm) &  $\frac{1}{4}$ " (6.4 mm) clear aluminum collars & duracolor finishes
- 5  $\frac{3}{16}$ " (4.8 mm) grey vinyl rings
- 5 cash box nuts

Model	Pinning	Sugg. List
870-00-8X	Cylinder Collar Kit	151.61

# Keyway Availability



Available



Not Available



Composite only



Available 5 pin only

## MANUFACTURER'S LOCKSET

## MANUFACTURER'S KEYWAY

	MODEL	ARROW	COMPOSITE (1ST PIN .246")	COMPOSITE (1ST PIN .216")	CORBIN 60	CORBIN 67	CORBIN 77	CORBIN 59A1-2	CORBIN/RUSSWIN L4
		AA	NA	NB	CA	CB	CC	CD	CE
Advanced Technology LK-10 lever	1539/1599	√	√	√	√	√	√	√	√
Alarm Lock Trilogy DL2700,DL2500LE lever & DL2750, DL2500KO knob	1539/1599	√	√	√	√	√	√	√	√
American 3600, 3700, 3800 Series	1539†	√	√	√	√	√	√	√	√
Andersen Window, French Wood Hinge & Gliding Doors	1539†	√	√	√	√	√	√	√	√
Arrow H, W, S, M & L series knobs & levers; J & K series double lock	1539	√	√	√	√	√	√	√	√
Arrow 5 Pin D, E, & (K & M-old) series deadbolts (5 pin only)	1598	√	N/A	√	√	N/A	N/A	N/A	√
Arrow 6 Pin D, E, & (K-old) series deadbolts	1599	√	√	√	√	√	√	√	√
Corbin 400, 1400, 5600 knob 300 unit lock (Yale 5 pin only)	1535	√	N/A	√	√	N/A	N/A	√	√
Corbin CL 3300, 3600 levers	1539/1599	√	√	√	√	√	√	√	√
Corbin/Russwin 4200 knob, 5200 unit lock (Yale 5 pin only)	1535	√	N/A	√	√	N/A	N/A	√	√
Corbin/Russwin CL3900 Lever	1599†	√	√	√	√	√	√	√	√
Corbin/Russwin Cylindrical Deadbolts	1549	√	√	√	√	√	√	√	√
Dominion 300 series knob	1539/1599	√	√	√	√	√	√	√	√
Emtek Cylindrical Deadbolts	1569	√	√	√	√	√	√	√	√
Falcon F series key in lever	1539/1599	√	√	√	√	√	√	√	√
Falcon B series lever	1539/1599	√	√	√	√	√	√	√	√
Falcon S series knob	1539†	√	√	√	√	√	√	√	√
Falcon T series lever	1539†	√	√	√	√	√	√	√	√
Harloc 6900 series knob, 3500 series lever	1539/1599	√	√	√	√	√	√	√	√
Ilco 392 Padlock	1539	√	√	√	√	√	√	√	√
Locknetics CM5000 series	1539/1599	√	√	√	√	√	√	√	√
Lori 1400 series padlock	1539/1599	√	√	√	√	√	√	√	√
LSDA – 100 & LH100 knob, L100 & LX100 lever	1539/1599	√	√	√	√	√	√	√	√
Marks 110, 180 knob & 190 lever & CL 2700	1539†	√	√	√	√	√	√	√	√
Master 29, 6600 & 6700 Pro series padlocks	1539	√	√	√	√	√	√	√	√
Monarch 19 series lever & knob trim	1539†	√	√	√	√	√	√	√	√
Omni key-by-pass knob & lever	1539/1599	√	√	√	√	√	√	√	√
PDQ SW PAT & Spirit series lever	1539†	√	√	√	√	√	√	√	√
Russwin 400, 3300, 4300 knob 500 unit lock (Yale 5 pin only)	1535	√	N/A	√	√	N/A	N/A	√	√
Sargent 10 line & 6500 series (SE tailpiece)	1510	√	N/A	N/A	√	N/A	N/A	√	√
Sargent 6 Line (SA tailpiece)	1506	√	N/A	N/A	√	N/A	N/A	√	√
Sargent 6 Line Knob, 10 Line Lever, 11 Line (T-Zone) Lever	1579	√	√	√	√	√	√	√	√
Schlage 5 Pin, B & H series deadbolt (5 pin only)	1598	√	N/A	√	√	N/A	N/A	N/A	√
Schlage 6 Pin, B & H series deadbolt	1599	√	√	√	√	√	√	√	√
Schlage A & D knob & lever H series lockset	1539/1599	√	√	√	√	√	√	√	√
S. Parker – B2635, B9160 & ULB9160 knob & L7160, 8161, XL7160 & XL8160 lever	1539/1599	√	√	√	√	√	√	√	√
Uscan – K100 & US53-80 knob, L100, L200 levers	1539/1599	√	√	√	√	√	√	√	√
US Lock – 2010, 2012, 2020, ZB0 knobs, 2010L & 2002L levers	1539/1599	√	√	√	√	√	√	√	√
Von Duprin 22 series 210K & 210L series	1539/1599	√	√	√	√	√	√	√	√
Weiser SC1 Deadbolt & Power Bolt	1579†	√	√	√	√	√	√	√	√
Yale 5300 series Augusta lever (short tailpiece)	1523	√	N/A	√	√	N/A	N/A	√	√
Yale 5400 series Augusta lever (long tailpiece) & LN 5300	1524	√	N/A	√	√	N/A	N/A	√	√
Yale 5300, 5400, 5500, 6200 knob series	1525	√	N/A	√	√	N/A	N/A	√	√

### PROFILE CYLINDERS

Single cylinder • Thumb-turn x Key • 5 pin only	5222	N/A	N/A	√	N/A	N/A	N/A	N/A	N/A
Double cylinder • Key x key • 5 pin (6 pin available)	5322	N/A	N/A	√	N/A	N/A	N/A	N/A	N/A
Half cylinder • Keyed • 5 pin (6 pin available)	5302	N/A	N/A	√	N/A	N/A	N/A	N/A	N/A

### PLUGS

Replaces Schlage 5 pin plug #33-005	1521	√	N/A	√	√	N/A	N/A	N/A	N/A
Replaces Schlage 6 pin plug #33-006	1531	√	N/A	√	√	N/A	N/A	√	√
Olympus Cabinet Locks	1531	√	N/A	√	√	N/A	N/A	√	√

†Order tailpieces or kits for these applications separately. See pages 13-15.





# Cylinder Availability by Style, Length and Keyway

To use the chart to the right and below, select the cylinder type, length cam, and number of pins. Then read down to the desired keyway. Availability will be indicated by the color of the square. Use the legend below to determine the availability.

**Stock** - Available for shipment in 3 days - 5 pin only - Most popular finishes and keying only. See page 26 for specific **Stock Cylinder List**. Any other cylinder combination not listed in **Stock Cylinder List** is considered Non-Stock and has a 4-6 week delivery. NOTE: All stock 1 1/2" cylinders have a standard (#1) cam installed and are packed with an Adams Rite (#2) cam.

- Available
- Composite Keyway Only
- N/A Not Available
- Quotation Only - Minimum order of 500 and special pricing established by quotation only.

LENGTH	MORTISE																					
	3/4"	1 1/8"	1"	1 1/4"	1 1/2"	1 3/4"	2"	2 1/4"	2 1/2"	2 3/4"	3"	3 1/4"	3 1/2"	3 3/4"	4"	4 1/4"	4 1/2"	4 3/4"	5"	5 1/4"		
NUMBER OF PINS	4	5	5	5	6	5	6	7	5	6	7	5	6	7	5	6	5	6	5	6	5	6
STANDARD MODEL	7124	7155	7165	7185	7186	7205	7206	7207	7225	7226	7227	7245	7246	7247	7265	7266	7285	7286	7305	7306	7325	7326
STANDARD CAM/TAIPIECE	2	2	2	1	1	1	1	1	1	1	1	1	1	1	1	1	1	1	1	1	1	1
KEYWAY CODE																						
ARROW-1179 AA	N/A	√	√	√	√	√	√	N/A			N/A			N/A	N/A	N/A	N/A	N/A	N/A	N/A	N/A	N/A
COMPOSITE NA	N/A		√	√	N/A	√	N/A	N/A		N/A	N/A		N/A	N/A	N/A	N/A	N/A	N/A	N/A	N/A	N/A	N/A
COMPOSITE NB	N/A	√	√	√	N/A	√	N/A	N/A		N/A	N/A		N/A	N/A	N/A	N/A	N/A	N/A	N/A	N/A	N/A	N/A
CORBIN 60 CA	N/A	√	√	√	√	√	√								N/A	N/A	N/A	N/A	N/A	N/A	N/A	N/A
CORBIN 67 CB	N/A		√	√	√	√	√								N/A	N/A	N/A	N/A	N/A	N/A	N/A	N/A
CORBIN 77 CC	N/A		√	√	√	√	√								N/A	N/A	N/A	N/A	N/A	N/A	N/A	N/A
CORBIN 59 A1-A2 CD	N/A			√	√	√	√	N/A	N/A	N/A	N/A	N/A	N/A	N/A	N/A	N/A	N/A	N/A	N/A	N/A	N/A	N/A
CORBIN/RUSSWIN L4 CE	N/A	√	√	√	√	√	√	N/A	N/A	N/A	N/A	N/A	N/A	N/A	N/A	N/A	N/A	N/A	N/A	N/A	N/A	N/A
DEXTER 67 XE	N/A	N/A	√	√	√	√	√	N/A			N/A			N/A	N/A	N/A	N/A	N/A	N/A	N/A	N/A	N/A
DOMINION 1054F DA	N/A		√	√	N/A	√	N/A	N/A		N/A	N/A		N/A	N/A	N/A	N/A	N/A	N/A	N/A	N/A	N/A	N/A
DOMINION 1054F DB	N/A		√	√	√	√	√	N/A			N/A			N/A	N/A	N/A	N/A	N/A	N/A	N/A	N/A	N/A
ILCO X1054K UA	N/A		√	√	√	√	√	√	√	√	√	√	√	√	N/A	N/A	N/A	N/A	N/A	N/A	N/A	N/A
KWIKSET 1176 KS	N/A	√	√	√	N/A	√	N/A	N/A		N/A	N/A		N/A	N/A	N/A	N/A	N/A	N/A	N/A	N/A	N/A	N/A
LOCKWOOD 1004 LA	√	√	√	√	√	√	√	√	√	√	√	√	√	√	N/A	N/A	N/A	N/A	N/A	N/A	N/A	N/A
LORI L100/EAGLE 11929 HARLOC 700 UB	N/A	√	√	√		√	N/A	N/A	N/A	N/A	N/A	N/A	N/A	N/A	N/A	N/A	N/A	N/A	N/A	N/A	N/A	N/A
LORI 80 UE	N/A	√	√	√	N/A	√	N/A	N/A	N/A	N/A	N/A	N/A	N/A	N/A	N/A	N/A	N/A	N/A	N/A	N/A	N/A	N/A
LORICENTRIC 90 UD	N/A	N/A	N/A	N/A	√	N/A	√	N/A	N/A	N/A	N/A	N/A	N/A	N/A	N/A	N/A	N/A	N/A	N/A	N/A	N/A	N/A
RUSSWIN 981R RA	N/A	√	√	√	√	√	√	N/A			N/A			N/A	N/A	N/A	N/A	N/A	N/A	N/A	N/A	N/A
RUSSWIN D1 RB	N/A	√	√	√	√	√	√	N/A			N/A			N/A	N/A	N/A	N/A	N/A	N/A	N/A	N/A	N/A
RUSSWIN 981-852 RC	N/A	√	√	√	√	√	√	N/A			N/A			N/A	N/A	N/A	N/A	N/A	N/A	N/A	N/A	N/A
SARGENT LA GA	N/A	N/A	√	√	√	√	√	√			N/A			N/A	N/A	N/A	N/A	N/A	N/A	N/A	N/A	N/A
SARGENT LA-LC GB	N/A	N/A		√	√	√	√	N/A	N/A	N/A	N/A	N/A	N/A	N/A	N/A	N/A	N/A	N/A	N/A	N/A	N/A	N/A
SARGENT RA-RC GC	N/A	N/A		√	√	√	√	N/A	N/A	N/A	N/A	N/A	N/A	N/A	N/A	N/A	N/A	N/A	N/A	N/A	N/A	N/A
SCHLAGE C SC	N/A	√	√	√	√	√	√	N/A	√	√	N/A	√	√	N/A	√	√	√	√	√	√	√	√
SCHLAGE CK SX	N/A	√	√	√	√	√	√	N/A	√	√	N/A			N/A	N/A	N/A	N/A	N/A	N/A	N/A	N/A	N/A
SCHLAGE E SE	N/A	√	√	√	√	√	√	N/A			N/A			N/A	N/A	N/A	N/A	N/A	N/A	N/A	N/A	N/A
SCHLAGE F SF	N/A		√	√	√	√	√	N/A			N/A			N/A	N/A	N/A	N/A	N/A	N/A	N/A	N/A	N/A
SEGAL 9 FA	N/A	√	√	√	√	√	√	√	√	√	√	√	√	√	N/A	N/A	N/A	N/A	N/A	N/A	N/A	N/A
WEISER/FALCON E WA	N/A	√	√	√	√	√	√	N/A			N/A			N/A	N/A	N/A	N/A	N/A	N/A	N/A	N/A	N/A
WEISER 1555 WE	N/A	√	√	√	N/A	√	N/A	N/A		N/A	N/A		N/A	N/A	N/A	N/A	N/A	N/A	N/A	N/A	N/A	N/A
YALE 8 (999) YA	N/A	√	√	√	√	√	√	N/A			N/A			N/A	N/A	N/A	N/A	N/A	N/A	N/A	N/A	N/A
YALE GA YG	N/A			√	√	√	√	N/A	N/A	N/A	N/A	N/A	N/A	N/A	N/A	N/A	N/A	N/A	N/A	N/A	N/A	N/A





	TURNKNOB				DUMMY				RIM
	MORTISE				MORTISE				
	1 5/8"	1"	1 1/2"	1 1/4"	1 5/8"	1"	1 1/2"	1 1/4"	
STANDARD CAM/TAILOPIECE	2	2	1	1					
STANDARD MODEL	7151	7161	7181	7201	7150	7160	7180	7200	7010
KEYWAY CODE									
TURNKNOB TK	√	√	√	√	√	√	√	√	√
DUMMY DC	√	√	√	√	√	√	√	√	√

Check page 9 for Turnknob finish availability

	RIM			KEY-IN-KNOB												PROFILE					
	5	6	7	UNIVERSAL KNOB/LEVER		SARGENT/WEISER		KNOB/LEVER DEADBOLT		DEADBOLT 5 PIN	SARGENT				CORBIN RUSSWIN		CYLINDER TURN KNOB	DOUBLE CYLINDER		HALF CYLINDER	
				5	6	5	6	5	6	5	5	6	5	6	5	6	5	5	6	5	6
STANDARD MODEL	7015	7016	7017	15395	15396	15795	15796	15995	15996	15985	15065	15066	15105	15106	15355	15356	52225	53225	53226	53025	53026
KEYWAY CODE																					
ARROW-1179 AA	√	√	N/A	√	√	√	√	√	√	√	√	√	√	√			N/A	N/A	N/A	N/A	N/A
COMPOSITE NA	√	N/A	N/A	√	N/A	√	N/A	√	N/A	N/A	N/A	N/A	N/A	N/A	N/A	N/A	N/A	N/A	N/A	N/A	N/A
COMPOSITE NB	√	N/A	N/A	√	N/A	√	N/A	√	N/A	√	√	N/A	√	N/A	√	N/A	√ *	√ *	N/A	√ *	N/A
CORBIN 60 CA	√	√		√	√	√	√	√	√	√	√	√	√	√	√	N/A	N/A	N/A	N/A	N/A	N/A
CORBIN 67 CB	√	√	N/A	√	√	√	√	√	√	N/A	N/A	N/A	N/A	N/A	N/A	N/A	N/A	N/A	N/A	N/A	N/A
CORBIN 77 CC	√	√	N/A	√	√	√	√	√	√	N/A	N/A	N/A	N/A	N/A	N/A	N/A	N/A	N/A	N/A	N/A	N/A
CORBIN 59 A1-A2 CD	√	√	N/A	√	√	√	√	√	√	N/A	√	√	√	√	√	√	N/A	N/A	N/A	N/A	N/A
CORBIN/RUSSWIN L4 CE	√	√	N/A	√	√	√	√	√	√	√	√	√	√	√	√	√	N/A	N/A	N/A	N/A	N/A
DEXTER 67 XE	√	√	N/A	√	√	√	√	√	√	N/A	N/A	N/A	N/A	N/A	N/A	N/A	√ *	√ *	N/A	√ *	N/A
DOMINION 1054F DA	√		N/A	√	N/A	√	N/A	√	N/A	N/A	N/A	N/A	N/A	N/A	N/A	N/A	N/A	N/A	N/A	N/A	N/A
DOMINION 1054F DB	√	√	N/A	√	√	√	√	√	√	N/A	N/A	N/A	N/A	N/A	N/A	N/A	N/A	N/A	N/A	N/A	N/A
ILCO X1054K UA	√	√		√	√	√	√	√	√	N/A	N/A	N/A	N/A	N/A	N/A	N/A	N/A	N/A	N/A	N/A	N/A
KWIKSET 1176 KS	√	N/A	N/A	√	N/A	√	N/A	√	N/A	√	N/A	N/A	N/A	N/A	N/A	N/A	√ *	√ *	N/A	√ *	N/A
LOCKWOOD 1004 LA	√	√		√	√	√	√	√	√								N/A	N/A	N/A	N/A	N/A
LORI L100/EAGLE 11929 HARLOC 700 UB	√	N/A	N/A	√	N/A	√	N/A	√	N/A	N/A	N/A	N/A	N/A	N/A	N/A	N/A	N/A	N/A	N/A	N/A	N/A
LORI 80 UE	√	N/A	N/A	√	N/A	√	N/A	√	N/A	√	N/A	N/A	N/A	N/A	N/A	N/A	N/A	N/A	N/A	N/A	N/A
LORICENTRIC 90 UD	N/A	√	N/A	N/A	√	N/A	√	N/A	√	N/A	N/A		N/A		N/A		N/A	N/A	N/A	N/A	N/A
RUSSWIN 981R RA	√	√	N/A	√	√	√	√	√	√	√	√	√	√	√	√	√	N/A	N/A	N/A	N/A	N/A
RUSSWIN 981-852 RB	√	√		√	√	√	√	√	√	√	√	√	√	√	√	√	N/A	N/A	N/A	N/A	N/A
RUSSWIN D1 RC	√	√	N/A	√	√	√	√	√	√	√	N/A	N/A	N/A	N/A	N/A	N/A	N/A	N/A	N/A	N/A	N/A
SARGENT LA GA	√	√	N/A	√	√	√	√	√	√	N/A		N/A		N/A			N/A	N/A	N/A	N/A	N/A
SARGENT LA-LC GB	√	√	N/A	√	√	√	√	√	√	N/A		N/A		N/A	√	√	N/A	N/A	N/A	N/A	N/A
SARGENT RA-RC GC	√	√	N/A	√	√	√	√	√	√	N/A		N/A		N/A	√	√	N/A	N/A	N/A	N/A	N/A
SCHLAGE C SC	√	√	N/A	√	√	√	√	√	√	√	√	√	√	√	√	√	√	√	√	√	√
SCHLAGE CK SX	√	√	√	N/A	√	√	√	√	√	√	√	√	√	√	√	√	√	√	√	√	√
SCHLAGE E SE	√	√	N/A	√	√	√	√	√	√	√	√	√	√	√	√	√	√	√	√	√	√
SCHLAGE F SF	√	√	N/A	√	√	√	√	√	√	N/A	N/A	N/A	N/A	N/A	N/A	N/A	N/A	N/A	N/A	N/A	N/A
SEGAL 9 FA	√	√		√	√	√	√	√	√	√	√	√	√	√	√	√	N/A	N/A	N/A	N/A	N/A
WEISER/FALCON E WA	√	√	N/A	√	√	√	√	√	√	√	√	√	√	√	√	√	N/A	N/A	N/A	N/A	N/A
WEISER 1555 WE	√	N/A	N/A	√	N/A	√	√	√	N/A	N/A	N/A	N/A	N/A	N/A	N/A	N/A	N/A	N/A	N/A	N/A	N/A
YALE 8 (999) YA	√	√	N/A	√	√	√	√	√	√	N/A	√	√	√	√	√	√	N/A	N/A	N/A	N/A	N/A
YALE GA YG	√	√	N/A	√	√	√	√	√	√	N/A	√	√	√	√	N/A	N/A	N/A	N/A	N/A	N/A	N/A



## Stock Brass Cylinder List

Available for shipment in 3 days - 5 pin only - Most popular finishes and keying only  
All 1 1/2" cylinders are packed with Adams Rite cam and drilled 6 pin.

### By Keyway

#### Arrow 1179 (AA)

7165AA2-03-KA2  
7165AA2-26D-KA2  
7165AA2-46-KA2  
7185AA1-03-KD  
7185AA1-26D-KD  
7185AA1-03-KA2  
7185AA1-26D-KA2  
7205AA1-03-KD  
7205AA1-26D-KD  
7205AA1-03-KA2  
7205AA1-26D-KA2  
7015AA8-03-KD  
7015AA8-26D-KD  
7015AA8-03-KA2  
7015AA8-26D-KA2  
15395AA-04-0B  
15395AA-26D-0B  
15395AA-04-KD  
15395AA-26D-KD  
15995AA-04-0B  
15995AA-26D-0B  
15995AA-04-KD  
15995AA-26D-KD

#### Corbin 60 (CA)

7185CA1-03-KD  
7185CA1-26D-KD  
7185CA1-03-KA2  
7185CA1-26D-KA2  
15395CA-04-0B  
15395CA-26D-0B  
15395CA-04-KD  
15395CA-26D-KD  
15995CA-04-0B  
15995CA-26D-0B  
15995CA-04-KD  
15995CA-26D-KD

#### Segal 9 (FA)

7165FA2-03-KA2  
7165FA2-26D-KA2  
7185FA1-03-KD  
7185FA1-26D-KD  
7185FA1-03-KA2  
7185FA1-26D-KA2  
7205FA1-03-KD  
7205FA1-26D-KD  
7205FA1-03-KA2  
7205FA1-26D-KA2  
7015FA8-03-KD  
7015FA8-26D-KD  
7015FA8-03-KA2  
7015FA8-26D-KA2

#### Specials

7185FA1-03-TE6060  
7205FA1-03-TE6060  
7185LA1-03-KD  
7205LA1-03-KD  
7165SX2-46-KD  
7185SE1-26D-KA2  
7205UA1-03-KD  
7015UA8-03-KD  
7015UB8-03-KD

#### Schlage C (SC)

7155SC2-26D-KA2  
7165SC2-03-KA2  
7165SC2-26D-KA2  
7165SC2-46-KA2  
7185SC1-03-KD  
7185SC1-26D-KD  
7185SC2-26D-KD  
7185SC1-03-KA2  
7185SC1-26D-KA2  
7185SC1-46-KA2  
7185SC2-26D-KA2  
7205SC1-03-KD  
7205SC1-26D-KD  
7205SC1-03-KA2  
7205SC1-26D-KA2  
7015SC8-03-KD  
7015SC8-26D-KD  
7015SC8-46-KD  
7015SC8-03-KA2  
7015SC8-26D-KA2  
7015SC8-46-KA2  
15395SC-04-0B  
15395SC-26D-0B  
15395SC-04-KD  
15395SC-26D-KD  
15995SC-04-0B  
15995SC-26D-0B  
15995SC-04-KD  
15995SC-26D-KD

#### Schlage C-K (SX)

7165SX2-26D-KD  
7165SX2-03-KA2  
7165SX2-26D-KA2  
7165SX2-46-KA2  
7185SX1-03-KD  
7185SX1-26D-KD  
7185SX1-03-KA2  
7185SX1-26D-KA2  
7185SX1-46-KA2  
7205SX1-03-KD  
7205SX1-26D-KD  
7205SX1-03-KA2

7205SX1-26D-KA2  
7015SX8-03-KD  
7015SX8-26D-KD  
7015SX8-03-KA2  
7015SX8-26D-KA2  
15395SX-04-0B  
15395SX-26D-0B  
15395SX-04-KD  
15395SX-26D-KD  
15995SX-04-0B  
15995SX-26D-0B  
15995SX-04-KD  
15995SX-26D-KD

#### Mortise Deadbolts

45-1-4-04-26D-0  
45-2-4-04-26D-0  
45-1-3-04-03-0  
45-1-4-04-26D-5-2-5-SC-KD  
45-1-6-04-26D-0

#### Sargent LA (GA)

7185GA1-03-KD  
7185GA1-26D-KD  
7185GA1-03-KA2  
7185GA1-26D-KA2  
15395GA-04-0B  
15395GA-26D-0B  
15395GA-04-KD  
15395GA-26D-KD  
15995GA-04-0B  
15995GA-26D-0B  
15995GA-04-KD  
15995GA-26D-KD

#### Kwikset 1176 (KS)

7165KS2-03-KA2  
7165KS2-26D-KA2  
7165KS2-46-KA2  
7185KS1-03-KD  
7185KS1-26D-KD  
7185KS1-03-KA2  
7185KS1-26D-KA2  
7205KS1-03-KD  
7205KS1-03-KA2  
7015KS8-03-KD  
7015KS8-26D-KD  
7015KS8-03-KA2  
7015KS8-26D-KA2  
15395KS-04-0B  
15395KS-26D-0B  
15395KS-04-KD  
15395KS-26D-KD  
15995KS-04-0B  
15995KS-26D-0B

15995KS-04-KD  
15995KS-26D-KD

#### Russwin D1 (RB)

7165RB2-03-KA2  
7165RB2-26D-KA2  
7165RB2-46-KA2  
7185RB1-03-KD  
7185RB1-26D-KD  
7185RB1-03-KA2  
7185RB1-26D-KA2  
7205RB1-03-KD  
7205RB1-26D-KD  
7205RB1-03-KA2  
7205RB1-26D-KA2  
15395RB-04-0B  
15395RB-26D-0B  
15395RB-04-KD  
15395RB-26D-KD  
15995RB-04-0B  
15995RB-26D-0B  
15995RB-04-KD  
15995RB-26D-KD

#### Weiser/Falcon E (WA)

7165WA2-03-KA2  
7165WA2-26D-KA2  
7165WA2-46-KA2  
7185WA1-03-KD  
7185WA1-26D-KD  
7185WA1-03-KA2  
7185WA1-26D-KA2  
7015WA8-03-KD  
7015WA8-26D-KD  
7015WA8-03-KA2  
7015WA8-26D-KA2  
15395WA-04-0B  
15395WA-26D-0B  
15395WA-04-KD  
15395WA-26D-KD  
15995WA-04-0B  
15995WA-26D-0B  
15995WA-04-KD  
15995WA-26D-KD

#### Yale 8 (YA)

7165YA2-03-KA2  
7165YA2-26D-KA2  
7165YA2-46-KA2  
7185YA1-03-KD  
7185YA1-26D-KD  
7185YA1-03-KA2  
7185YA1-26D-KA2  
7205YA1-03-KD  
7205YA1-26D-KD

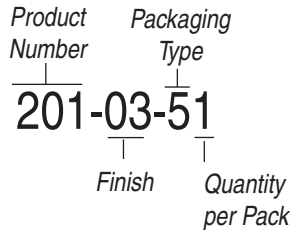
7205YA1-03-KA2  
7205YA1-26D-KA2  
7015YA8-03-KD  
7015YA8-26D-KD  
7015YA8-03-KA2  
7015YA8-26D-KA2  
15395YA-04-0B  
15395YA-26D-0B  
15395YA-04-KD  
15395YA-26D-KD  
15995YA-04-0B  
15995YA-26D-0B  
15995YA-04-KD  
15995YA-26D-KD

#### Turnknobs & Dummys

7161TK2-03  
7161TK2-26D  
7161TK2-46  
7181TK1-03  
7181TK1-26D  
7181TK1-46  
7201TK1-26D  
7160DC-03  
7160DC-26D  
7160DC-46  
7180DC-03  
7180DC-26D  
7180DC-46  
7200DC-03  
7200DC-26D  
7200DC-46  
7150DC-26D  
7151TK2-26D  
7161TK1-03  
7181TK2-26D  
7010DC-26D

# Product Numbering System for Security Hardware

The example below breaks down a typical product number. The charts below list the various codes used and their definitions.



**Product Number** (Example 201-03-51) Usually a three or four digit number, for use as the base on which to add finish and packaging variations.

**Finish Codes** (Example 201-03-51)

The middle numbers designate finish. Use the chart below as a guide.

**Packaging Type** (Example 201-03-51)

The 2nd to last number indicates packaging type. Use the chart below as a guide.

**Packaging Quantity** (Example 201-03-51)

The last digit indicates the number of products per specified package type. Use chart below as a general guide.

**Finish Type Codes**

Code	Finish
00	No finish applied
03	Bright brass
04	Satin brass (paint)
14	Bright nickel
25	Satin chrome
26	Bright chrome
53	Bronze lacquer
59	Satin silver (paint)

• Sold in Standard Pack and Master Carton Quantities

**Packaging Type Codes**

Code	Type
1	Polybag
4	Box pack
5	Visual packaging (Blister or Visual Box)
8	Special pack

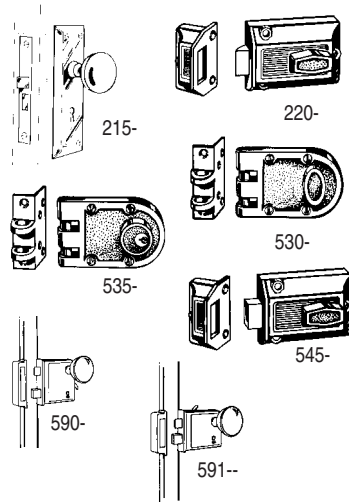
**Quantity Codes**

Code	Type
1	1 per package
2	2 per package
X	more than 10, display

**Keying Options**

Code	Type
KA2	Keyed Alike Pair

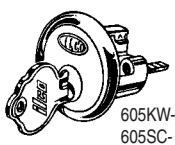
## Auxiliary Locks



Product Number	Description	Keyway	Std. Pak	Master Carton	Sugg. List
215-04-51	Bit Key Mortise Lockset	2B	5	20	17.56
AD4605	Mortise Lockset	IN3	1	-	63.24
220-53-41	Night Latch	KW1	10	40	8.49
220-53-51	Night Latch	KW1	5	20	10.27
530-53-41	Jimmyproof deadbolt lock - single cylinder	KW1	10	40	12.13
530-53-41 (Less Cyl.)	Jimmyproof deadbolt lock - less cylinder	-	10	40	9.42
530-53-51	Jimmyproof deadbolt lock - single cylinder	KW1	5	20	13.52
535-53-41	Jimmyproof deadbolt lock - double cylinder	KW1	10	40	14.85
535-53-51	Jimmyproof deadbolt lock - double cylinder	KW1	5	20	16.17
545-53-41	Surface deadlock	KW1	10	40	8.49
545-53-51	Surface deadlock	KW1	5	20	10.27
590-04-51	Rim lockset - vertical style	2B	5	20	17.56
591-04-51	Rim lockset - horizontal style	2B	5	20	17.56
1800-28-41	Garage Door Lock less cylinder		10	40	9.65

## Replacement Rim Cylinders

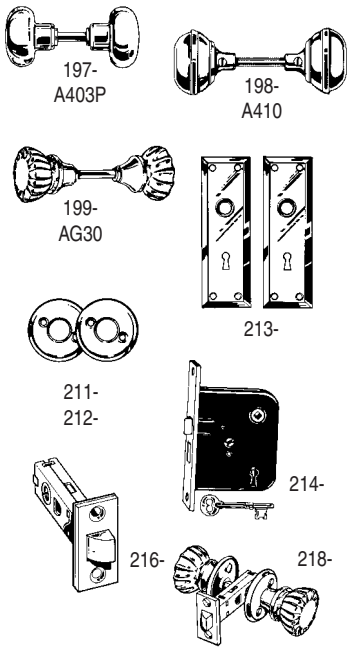
ZINC RIM CYLINDERS have a 5 pin tumbler mechanism. They are furnished with a trim ring, mounting plate and screws. Model 605KW is standard in the auxiliary locks listed above and is rekeyable to match Kwikset, Arrow, Weiser or Segal keys. Model 605SC is rekeyable to match Schlage keys.



Product Number	Description	Keyway	Std. Pak	Master Carton	Sugg. List
605KW-04-51	Pin Tumbler Rim Cylinder	KW1	5	20	4.33
605KW-04-41	Pin Tumbler Rim Cylinder	KW1	10	40	4.05
605KW-04-41 KA2	Pin Tumbler Rim Cylinder, KA PAIR	KW1	10	40	4.05
605KW-04-41 KA10	Pin Tumbler Rim Cylinder, KA 10	KW1	10	40	4.05
605SC-04-51	Pin Tumbler Rim Cylinder	SC1	5	20	4.33
605SC-04-41	Pin Tumbler Rim Cylinder	SC1	10	40	4.05
605SC-04-41 KA2	Pin Tumbler Rim Cylinder, KA PAIR	SC1	10	40	4.05
605SC-04-41 KA10	Pin Tumbler Rim Cylinder, KA10	SC1	10	40	4.05

## Replacement Door Knobs & Accessories

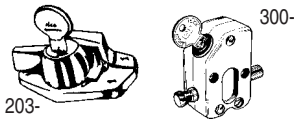
Lead Time 3 days



Product Number	Description	Std. Pak	Master Carton	Sugg. List
197-03-51	Replacement Knobs Solid Brass	5	20	9.44
198-04-51	Replacement Knobs Brass Plated	5	20	4.61
199A-03-51	Replacement Knobs Clear - Bright Brass Hardware	5	20	8.54
AG30A	Replacement Knobs Clear, Blister Carded, Bright Brass Hardware	5	20	8.54
A403P	Replacement Knobs Solid Brass, Blister Carded	5	20	9.84
A410	Replacement Knobs Brass Plated, Blister Carded	5	20	4.99
211-03-51	Roses for 198, 199, A410, AG30, Knobs, Bright Brass	5	20	2.36
212-03-51	Roses for 197 and A403P Knobs, Bright Brass	5	20	3.69
213-04-51	Trim Plates, Satin Brass	5	20	4.72
214-04-51	Bit Key Lock, Satin Brass	5	20	7.60
216-03-51	Replacement Latch for Tubular Locks,	5	20	7.88
218A-03-51	Clear Design Tubular Latchset, Bright Brass - 2 3/8 backset	5	20	12.21
221-25-11	Replacement Latch for Schlage Heavy Duty, Weiser-Falcon and Unican® Series Pushbutton Locks, Satin Chrome - 2 3/4 backset	5	20	48.96
766-00-51	Replacement Spindle - 3 5/8	5	20	3.95
767-00-51	Replacement Spindle - 4 1/2	5	20	4.22

## Window and Patio Door Locks

Lead Time 3 days

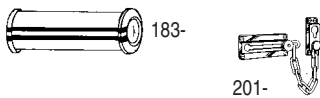


Product Number	Description	Keyway	Std. Pak	Master Carton	Sugg. List
203-03-51*	Keyed Sash Lock, Bright Brass	IN29	5	20	7.15
300-59-51*	Heavy Duty Keyed Patio Door Lock, Satin Silver	IN29	5	20	9.86

\* Available in KA (Special Order - Requires 4 week lead time)

## Door Viewers & Door Locks

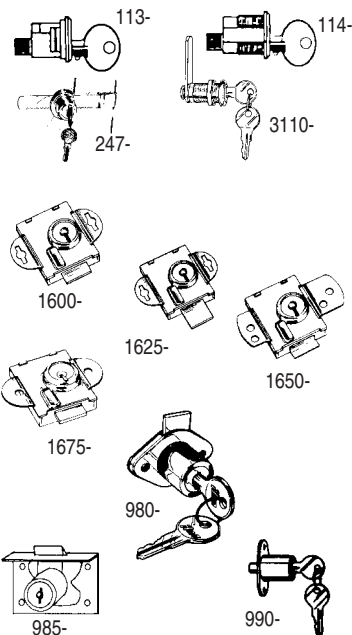
Lead Time 3 days



Product Number	Description	Keyway	Std. Pak	Master Carton	Sugg. List
183-03-51	160° Door Viewer, Bright Brass	-	5	20	2.92
201-03-51	Chain Door Guard, Bright Brass	-	5	20	6.36

## Specialty Locks

Lead Time 3 days



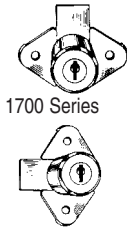
Product Number	Description	Keyway	Std. Pak	Master Carton	Sugg. List
113-14-51	Mail Box Lock with Spring Clip	CO106	5	20	6.07
114-14-51	Mail Box Lock with Threaded Barrel	CO106	5	20	6.07
247-14-51*	Showcase Lock	N54G	5	20	8.42
3120-14-51*	Cam Lock Kit-Fits metal doors up to 3/32 thick	N54G	5	20	5.83
3580-14-51*	Cam Lock Kit-Fits door up to 1/4 thick	N54G	5	20	5.64
3780-14-51*	Cam Lock Kit-Fits doors up to 1/2 thick	N54G	5	20	5.95
3110-14-51*	Cam Lock Kit-Fits doors up to 3/4 thick	N54G	5	20	6.38
3130-14-51*	Cam Lock Kit-Fits doors up to 1 thick	N54G	5	20	6.63
1600-04-11	Letter box lock for Auth., United Florence Boxes	1271L	10	100	5.98
1625-04-11	Letter box lock with 1/2 bolt for Cole, Columbia, Amalgamated	1271L	10	100	6.58
1650-04-11	Letter box lock with Long ear for Cole, Columbia, Amalgamated	1271L	10	100	6.58
1675-04-11	Letter box lock for Couch Boxes	1271L	10	100	15.30
980-03-51*	Cabinet/Drawer Lock	N54G	5	20	5.60
984-03-51*	Cabinet/Drawer Lock Mortise Mount, Spring Latch	N54G	5	20	7.70
985-03-51*	Cabinet/Drawer Lock Mortise Mount,	N54G	5	20	7.83
990-14-51*	Sliding Door Lock	N54G	5	20	7.83
1701-04-11*	Drawer lock with 3/4 horizontal mount	O1014S	10	40	7.50
1701-14-11*	Drawer lock with 3/4 horizontal mount	O1014S	10	40	7.50
1702-04-11*	Drawer lock with 7/8 horizontal mount	O1014S	10	40	7.50
1702-14-11*	Drawer lock with 7/8 horizontal mount	O1014S	10	40	7.50
1703-04-11*	Drawer lock with 1 1/8 horizontal mount	O1014S	10	40	7.50

\* Available in KA (Special Order - Requires 4 week lead time)

## Specialty Locks (continued)

Lead Time 3 days

NOTE: Master Keying available for 1700 Series - Add 2.22 per lock



1700 Series

Product Number	Description	Keyway	Std. Pak	Master Carton	Sugg. List
1703-14-11*	Drawer lock with 1 1/8 horizontal mount	O1014S	10	40	7.50
1751-04-11*	Drawer lock with 3/4 vertical mount	O1014S	10	40	7.50
1751-14-11*	Drawer lock with 3/4 vertical mount	O1014S	10	40	7.50
1752-04-11*	Drawer lock with 7/8 vertical mount	O1014S	10	40	7.50
1752-14-11*	Drawer lock with 7/8 vertical mount	O1014S	10	40	7.50
1753-04-11*	Drawer lock with 1 1/8 vertical mount	O1014S	10	40	7.50
1753-14-11*	Drawer lock with 1 1/8 vertical mount	O1014S	10	40	7.50
7003-00-41	Combination lock with 1 3/8 Dial - Auth. Electric	—	10	40	20.25
7004-00-41	Combination lock with 1 3/4 Dial - Lori Standard	—	10	40	20.25
7006-00-41	Combination lock with 1 3/8 Dial - Lori Standard	—	10	40	20.25

\* Available in KA (Requires 4 week lead time)

## Key Accessories & Assortments

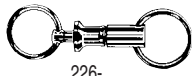
Lead Time 3 days



Split Key Ring



1KRA



226-

Product Number	Description	Std. Pak	Master Carton	Sugg. List
1KRA	Key Identification Assortment/200 rings in 8 colors	1	—	36.94
PT1A	Colored Key Tag Assortment	1	—	48.96
226-14-51	Snap Apart Key Ring	5	40	1.86
232-00-51	Magnetic Key Case - Large	5	40	2.62
234-00-51	Magnetic Key Case - Regular	5	40	1.96
261-00-8X	5/8 (16 mm) Key Rings, 100/box	1	—	5.68
262-00-8X	3/4 (20 mm) Key Rings, 100/box	1	—	6.88
263-00-8X	7/8 (22 mm) Key Rings, 100/box	1	—	7.21
264-00-8X	1 (25 mm) Key Rings, 100/box	1	—	9.02
265-00-8X	1 3/16 (30 mm) Key Rings, 100/box	1	—	12.43
266-00-8X	1 1/4 (32 mm) Key Rings, 50/box	1	—	7.49
267-00-8X	1 1/2 (40 mm) Key Rings, 50/box	1	—	10.53
268-00-8X	2 (50 mm) Key Rings, 50/box	1	—	19.97
765G-00-8X	19/32 Dia. Split Key Rings - Spring Reel	1000	—	13.57

## KeyCaps

Lead Time 3 days



Product Number	Description	Std. Pak	Master Carton	Sugg. List
KeyCap - Leopard	New Ilco KeyCaps-A slip over key head cover for most house keys that includes a bright, long lasting neon light, for locating lock key holes in low or no light. KeyCaps are carded.	10	40	2.49
KeyCap - Burberry		10	40	2.49
KeyCap - Smiley		10	40	2.49
KeyCap - US Flag		10	40	2.49
KeyCap-1		Key Cap Assortment includes clear display, insert for display and 40 KeyCaps (10 each of 4 different patterns)	1	—

## UPC Listing

Product Number	UPC Code	Product Number	UPC Code	Product Number	UPC Code	Product Number	UPC Code	Product Number	UPC Code
A403P	036448-007967	215-04-51	036448-001378	268-00-8X	036448-002566	605SC-04-41 KA10	036448-094103	1751-14-11	036448-079070
A410	036448-007974	216-03-51	036448-009367	300-59-51	036448-000234	765G-00-8X	036448-011209	1752-04-11	036448-082612
AD4605	036448-008582	218-03-51	036448-007615	530-53-41	036448-004089	980-03-51	036448-051236	1752-14-11	036448-079124
AG30	036448-007950	220-53-41	036448-004010	530-53-51	036448-000166	984-03-51	036448-051243	1753-04-11	036448-082803
1KRA	036448-029433	220-53-51	036448-000142	535-53-41	036448-004119	985-03-51	036448-051250	1753-14-11	036448-083879
113-14-51	036448-051212	221-25-11	036448-008995	535-53-51	036448-000173	990-14-51	036448-051267	7001-00-41	036448-082804
114-14-51	036448-051229	226-14-51	036448-000258	545-53-41	036448-004140	1600-04-11	036448-082490	7003-00-41	036448-083069
183-03-51	036448-003402	232-00-51	036448-000951	545-53-51	036448-000159	1625-04-11	036448-082506	7004-00-41	036448-076012
197-03-51	036448-002689	234-00-51	036448-000265	590-04-51	036448-008353	1650-04-11	036448-082513	7006-00-41	036448-084234
198-04-51	036448-002696	247-14-51	036448-001170	591-04-51	036448-008360	1675-04-11	036448-082537	3110-14-51	036448-051298
199-03-51	036448-002337	261-00-8X	036448-002498	605KW-04-51	036448-093953	1701-04-11	036448-082544	3120-14-51	036448-051311
201-03-51	036448-000203	262-00-8X	036448-002504	605KW-04-41	036448-094110	1701-14-11	036448-079735	3130-14-51	036448-051304
203-03-51	036448-000227	263-00-8X	036448-002511	605KW-04-41 KA2	036448-094127	1702-04-11	036448-082568	3580-14-51	036448-051274
211-03-51	036448-008469	264-00-8X	036448-002528	605KW-04-41 KA10	036448-094134	1702-14-11	036448-082582	3780-14-51	036448-051281
212-03-51	036448-008476	265-00-8X	036448-002535	605SC-04-51	036448-093960	1703-04-11	036448-082605		
213-04-51	036448-007011	266-00-8X	036448-002542	605SC-04-41	036448-094080	1703-14-11	036448-086344		
214-04-51	036448-007028	267-00-8X	036448-001385	605SC-04-41 KA2	036448-094097	1751-04-11	036448-082773		



# Stocking Program for Cam Locks

Lead Time 3 days

Products are available in multiples of 10 and are not subject to a 20% surcharge

### CAM LOCKS

33803-J-14-11-KD	35803-J-14-11-KD	37803-J-14-11-KD	31103-J-14-11-KD	31303-J-14-11-KD
33803-J-14-11-KA549	35803-J-14-11-KA549	37803-J-14-11-KA549	31103-J-14-11-KA549	31303-J-14-11-KA549
33803-J-14-11-KA560	35803-J-14-11-KA560	37803-J-14-11-KA560	31103-J-14-11-KA560	31303-J-14-11-KA560
33803-J-14-11-KA566	35803-J-14-11-KA566	37803-J-14-11-KA566	31103-J-14-11-KA566	31303-J-14-11-KA566

### TUBULAR CAM LOCKS

15803-J-26-11-KD	17803-J-26-11-KD	11103-J-26-11-KD
15803-J-26-11-KA8601	17803-J-26-11-KA8601	11103-J-26-11-KA8601
15803-J-26-11-KA8602	17803-J-26-11-KA8602	11103-J-26-11-KA8602

### TUBULAR SWITCH LOCKS

GSW1201-26-11-KD  
GSW1201-26-11-KA8601

GSW1203-26-11-KD  
GSW1203-26-11-KA8601

GSW1211-26-11-KD  
GSW1211-26-11-KA8601

### DRAWER LOCKS

980-03-11-KD  
980-03-11-KA549  
980-03-11-KA560  
980-03-11-KA566  
980-14-11-KD  
980-14-11-KA549  
980-14-11-KA560  
980-14-11-KA566

### SLIDING DOOR LOCKS

990-14-11-KD  
990-14-11-KA549  
990-14-11-KA560  
990-14-11-KA566

### FILING CABINET LOCKS

4700-14-11-KD	4701-14-11-KD
4700-14-11-KA549	4701-14-11-KA549
4700-14-11-KA560	4701-14-11-KA560
4700-14-11-KA566	4701-14-11-KA566

## Ordering Information

### SMALL ORDER CHARGE

- a) All orders for locks, placed for less than 50 pieces per line item, are subject to a 20% surcharge.
- b) Stocking Program products are available in multiples of 10 and are **NOT SUBJECT** to the 20% surcharge.

### ADDITIONAL KEYS (PURCHASED WITH LOCK ONLY)

- a) Single bitted locks ..... - cut to combination ..... .28 ea.
- b) Tubular locks ..... - cut to combination ..... .55 ea.

### MASTER KEYS

- a) Single bitted locks ..... - 2 master keys per job ..... N/C
- ..... - additional keys cut to combination ..... 1.10 ea.

### MASTER KEYING

- a) Single bitted locks ..... - includes numbering of key and lock ..... .55 ea.

### NUMBERING


- a) Single bitted locks ..... - keys ..... N/C
- ..... - locks ..... N/C
- b) Tubular locks ..... - keys ..... N/C
- ..... - locks ..... N/A

**1. Choose Cam Lock Model**

a) By referring to the price list (see pages 8 and 9), determine the Cam Lock model you require  
 Example: **35800** = 5/8 cam.

**2. Determine the Cam Position and Rotation**

a) By using the Cam Rotation chart on page 32, determine cam position, rotation and key removal position. The 2 digit code number replaces the 00 at the end of the model number.  
 Example: **35801** = Cam in 12 o'clock position when locked; key turn is to the right with a 90° rotation; key removed in one position



**3. Choose Cam**

a) By using the Standard Cams chart on page 6, determine which cam is required.  
 b) Special cams can be determined by using the Special Cams chart on page 34 or by submitting a drawing  
 Example: **35801-J** = 1 1/4 straight cam

**4. Determine Finish**

a) Standard Finish - Nickel (14)  
 b) Other finishes available upon request (minimum order and extra lead time required).  
 Example: **35801-J-14** = nickel finish

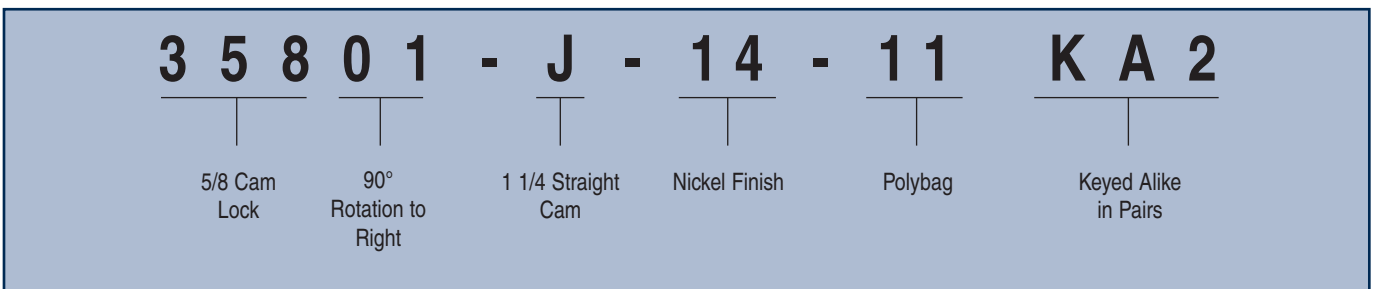
**5. Determine Packaging**

01 Bulk  
 11 Polybag  
 51 Blister Pack  
 Example: **35801-J-14-11** = polybag

**6. Determine Variations/Options**

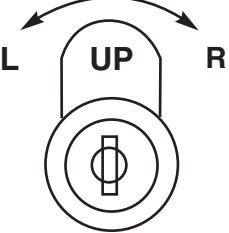
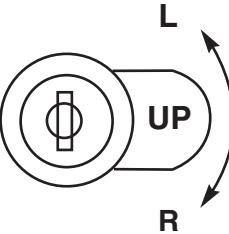
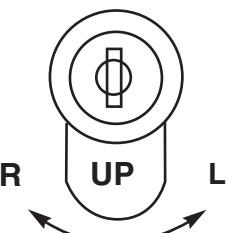
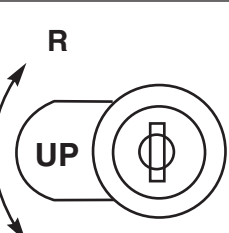
All variations/options are to be written manually under special instructions.  
 Example: **35801-J-14-KA2** = locks are keyed alike in pairs

- 1 key per lock (A)
- Master keying (B)
- Clip (C)
- Fixed Stop Washer (D)
- No Keys (E)
- Fixed/Riveted Cam (33800 Series only) (F)
- Numbered (N)
- Unassembled (U)
- Special Keying is also available
  - KD (keyed different)
  - KA (keyed alike)
  - KA560 (keyed alike to special combination)
  - KA2 (keyed alike in twos)
  - MK (master keyed)



# Cam Rotation Chart

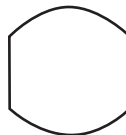
After determining the Cam Lock model, it is important to establish the cam position, rotation, degrees and key removal position by using the chart below. NOTE: Designs are shown with key in upright position.

CAM POSITION & ROTATION	CAM POSITION WHEN LOCKED	ROTATION	DEGREES	KEY REMOVAL POSITIONS	CODE NUMBER
	12 O'CLOCK	RIGHT	90	1 (12 o'clock)	01
		LEFT	90	1 (12 o'clock)	02
		RIGHT	90	2 (12 and 3 o'clock)	03
		LEFT	90	2 (12 and 9 o'clock)	04
		RIGHT	180	2 (12 and 6 o'clock)	05
		LEFT	180	2 (12 and 6 o'clock)	06
		RIGHT	180	3**	* 07
LEFT	180	3**	* 08		
	3 O'CLOCK	RIGHT	90	1 (3 o'clock)	31
		LEFT	90	1 (3 o'clock)	32
		RIGHT	90	2 (3 and 6 o'clock)	33
		LEFT	90	2 (3 and 12 o'clock)	34
		RIGHT	180	2 (3 and 9 o'clock)	35
		LEFT	180	2 (3 and 9 o'clock)	36
		RIGHT	180	3 **	* 37
LEFT	180	3**	* 38		
	6 O'CLOCK	RIGHT	90	1 (6 o'clock)	61
		LEFT	90	1 (6 o'clock)	62
		RIGHT	90	2 (6 and 9 o'clock)	63
		LEFT	90	2 (6 and 3 o'clock)	64
		RIGHT	180	2 (6 and 12 o'clock)	65
		LEFT	180	2 (6 and 12 o'clock)	66
		RIGHT	180	3**	* 67
LEFT	180	3**	* 68		
	9 O'CLOCK	RIGHT	90	1 (9 o'clock)	91
		LEFT	90	1 (9 o'clock)	92
		RIGHT	90	2 (9 and 12 o'clock)	93
		LEFT	90	2 (9 and 6 o'clock)	94
		RIGHT	180	2 (9 and 3 o'clock)	95
		LEFT	180	2 (9 and 3 o'clock)	96
		RIGHT	180	3**	* 97
LEFT	180	3**	* 98		

\* Tubular Cam Locks only.

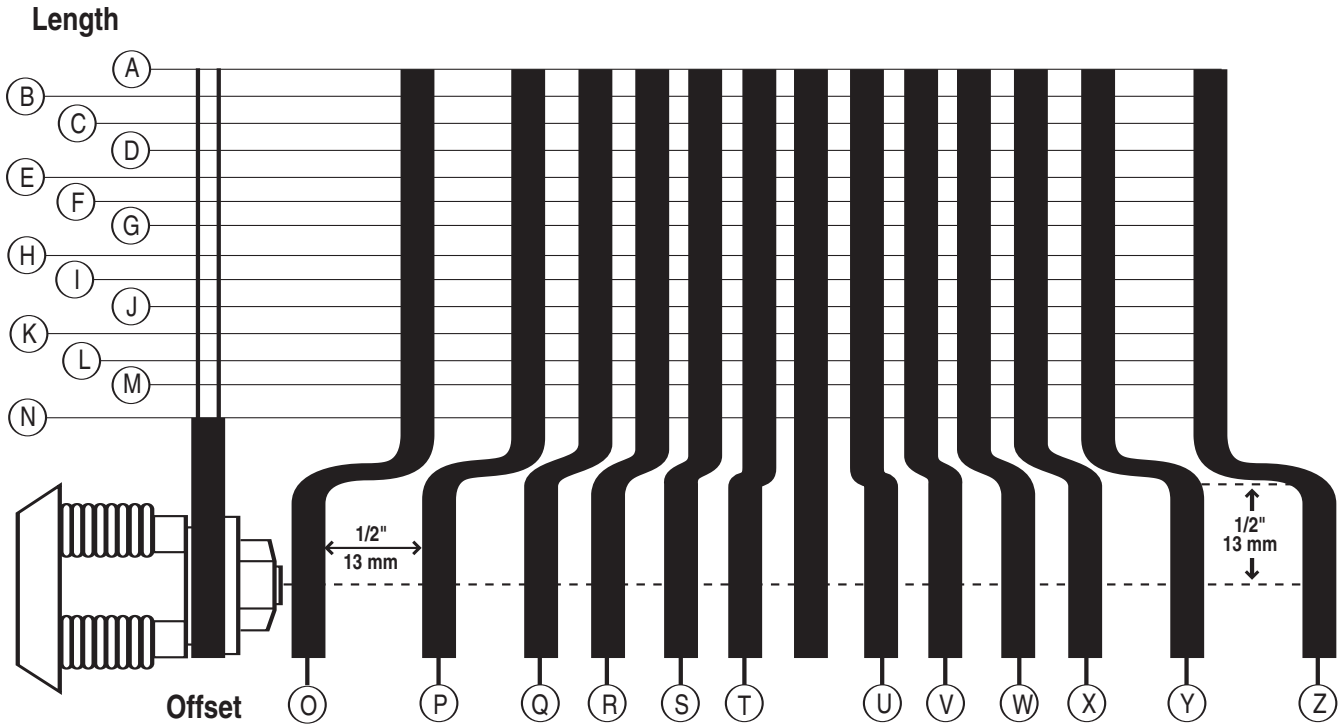
\*\* Removal positions are to be written manually for tubular cam locks.

Flats on shell are parallel to keyways in locked position. Example:





# Standard Cams



## How to order cams:

- When ordering a cam, determine the length, ie. 2-3/8 = A cam
- If the cam is offset (bent) determine the length as in step 1. Then determine the offset (bend) desired.
  - By specifying the letters that represent both outside and inside offsets, the cam will be shipped unassembled. The lock can be assembled and installed as either an outside or inside offset cam.  
ie. 2 3/8 (60mm) long with 1/4 (6mm) offset = AQX cam
  - By specifying only the letter that represents the outside or inside offset, the lock will be shipped preassembled with the offset specified.  
ie. 2 3/8 (60 mm) long with 1/4 (6mm) inside offset = AX cam  
2 3/8 (60 mm) long with 1/4 (6mm) outside offset = AQ cam
- When ordering a cam for tubular cam locks add 137 in front of the number.  
ie. 2 3/8 (60mm) long with 1/4 (6mm) offset = 137=AQX-Cam

STANDARD LENGTHS		CODE
2 3/8	60 mm	A
2 1/4	57 mm	B
2 1/8	54 mm	C
2	51 mm	D
1 7/8	48 mm	E
1 3/4	44 mm	F
1 5/8	41 mm	G
1 1/2	38 mm	H
1 3/8	35 mm	I
1 1/4	32 mm	J
1 1/8	29 mm	K
1	25 mm	L
7/8	22 mm	M
3/4	19 mm	* N

STANDARD OFFSETS		POSITION	CODE
1/2	13 mm	Outside	O
3/8	10 mm		P
1/4	6 mm		Q
3/16	5 mm		R
1/8	3 mm		S
1/16	1.6 mm		T
1/16	1.6 mm	Inside	U
1/8	3 mm		V
3/16	5 mm		W
1/4	6 mm		X
3/8	10 mm		Y
1/2	13 mm		Z

\* Cannot be made with 1/4, 3/8, or 1/2 offset



## Special Cams

A special cam may be required. Determine the one needed by referring to the chart below, or submit a drawing when ordering.

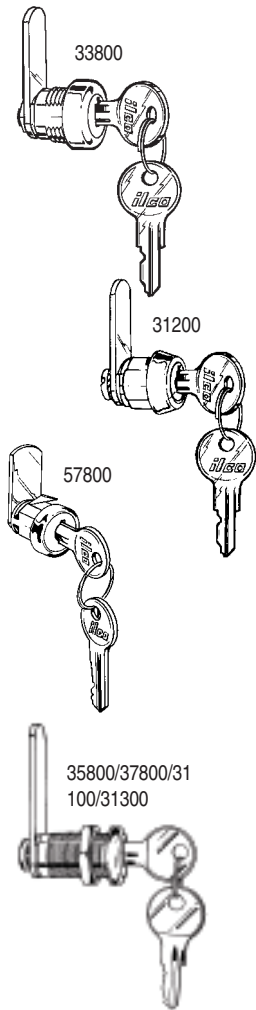
<b>STRAIGHT</b>	
<b>OFFSET BEND</b>	
<b>90° SINGLE BEND</b>	
<b>DOUBLE END</b>	
<b>HOOK</b>	

NOTE: Specify A, B, C, and D, dimensions.

Material is  $\frac{3}{16}$  (16 mm) wide x .110 thick

# Cam Locks Custom Built

Lead Time 4-6 weeks



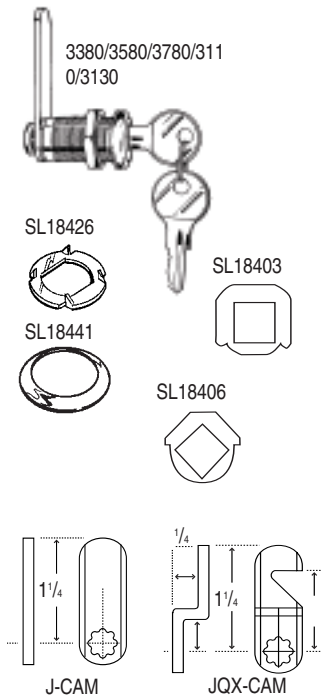
Series	Description	Standard Pack Qty	Sugg. List
33800	Cam Lock 3/8 (10 mm)	10	4.43 ea.
F33800	Cam Lock 3/8 (10 mm) – Spin Riveted	10	4.43 ea.
31200	Cam Lock 1/2 (13 mm) – Shell Clip	10	4.43 ea.
F31200	Cam Lock 1/2 (13 mm) – Spin Riveted – Clip Only	10	4.43 ea.
51200	Cam Lock 1/2 (13 mm) – Metal /Panel Boxes – Cam Retaining Clip – Shell Clip	10	4.43 ea.
35800	Cam Lock 5/8 (16 mm)	10	4.43 ea.
F35800	Cam Lock 5/8 (16 mm) – Spin Riveted	10	4.43 ea.
45800	Cam Lock 5/8 (16 mm) – Squared Head	10	4.43 ea.
F45800	Cam Lock 5/8 (16 mm) – Squared Head – Spin Riveted	10	4.43 ea.
37800	Cam Lock 7/8 (22 mm)	10	4.43 ea.
47800	Cam Lock 7/8 (22 mm) – Squared Head	10	4.43 ea.
57800	Cam Lock 7/8 (22 mm) – 3/4 dia. (19 mm) – Metal/Panel Box – 15 to 24 Gauge	10	4.43 4.43 ea.
31100	Cam Lock 1 1/8 (29 mm)	10	5.06 ea.
41100	Cam Lock 1 1/8 (29 mm)– Squared Head	10	5.06 ea.
31300	Cam Lock 1 3/8 (35 mm)	10	4.79 ea.
41300	Cam Lock 1 3/8 (35 mm)– Squared Head	10	4.79 ea.

Follow the How to Order Cam Locks Instructions on page 31.

- N54G Single Bitted Keyway
- Offset cams available. Add 45¢ to list price.
- Master keying available (100 combinations). Add 1.12 to list price.
- Finishes: – Nickel (14)  
– Other finishes available upon request.
- Bulk Packaged (01)
- Specify cam rotation and key removal when ordering.

# Cam Lock Kits

In stock



Series	Description	Standard Pack Qty	Sugg. List
3380-14-11	Cam Lock Kit 3/8 (10 mm)	10	5.15 ea.
3120-14-11	Cam Lock Kit 1/2 (13 mm)	10	5.15 ea.
3580-14-11	Cam Lock Kit 5/8 (16 mm)	10	5.15 ea.
3780-14-11	Cam Lock Kit 7/8 (22 mm)	10	5.15 ea.
3110-14-11	Cam Lock Kit 1 1/8 (29 mm)	10	5.43 ea.
3130-14-11	Cam Lock Kit 1 3/8 (35 mm)	10	5.43 ea.

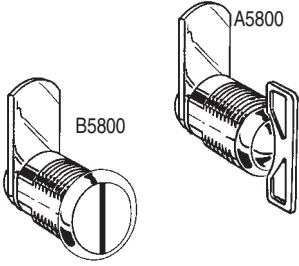
Kit includes:

- Cam Lock with 2 keys / Hex Nut / Cam Attachment
- 90° Stop Washer (SL18403)
- 180° Stop Washer (SL18406)
- Ring (SL18441)
- Wood Washer (SL18426)
- 1/4 Straight Cam (J)
- 1/4 Cam with 1/4 Offset (JQX)

- N54G Single Bitted Keyway

## Thumbturn and Latching Cam Locks

Lead Time 4-6 weeks



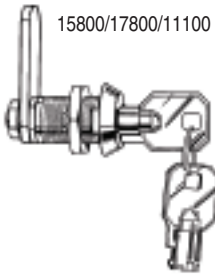
Series	Description	Standard Pack Qty	Sugg. List
A5800	Thumbturn Cam Lock 5/8 (16 mm)	10	3.06 ea.
A7800	Thumbturn Cam Lock 7/8 (22 mm)	10	3.06 ea.
A1100	Thumbturn Cam Lock 1 1/8 (29 mm)	10	3.06 ea.
B5800	Latching Cam Lock 5/8 (16 mm)	10	3.06 ea.

Follow the How to Order Cam Locks Instructions on page 31.

- Offset cams available. Add 45¢ to list price.

## Tubular Cam Locks "Custom Built"

Lead Time 4-6 weeks



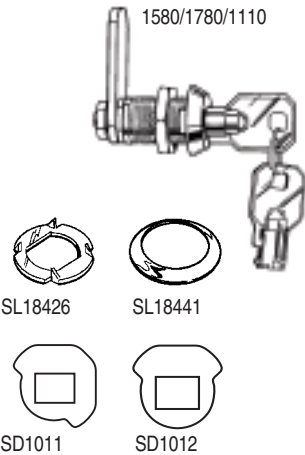
Series	Description	Standard Pack Qty	Sugg. List
25800	Tubular Cam Lock 1/2 (13 mm) – Metal / Panel Boxes – Shell Clip	—	11.56 ea.
15800	Tubular Cam Lock 5/8 (16 mm)	—	11.56 ea.
17800	Tubular Cam Lock 7/8 (22 mm)	—	11.56 ea.
11100	Tubular Cam Lock 1 1/8 (29 mm)	—	11.93 ea.

Follow the How to Order Cam Locks Instructions on page 31.

- 1137 Tubular Keyway
- Offset cams available. Add 45¢ to list price.
- Master keying not available.
- Finish: – Chrome (26)

## Tubular Cam Lock Kits

Lead Time 4-6 weeks

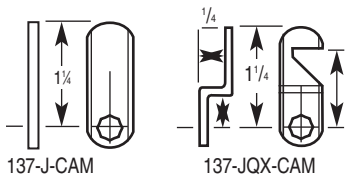


Series	Description	Standard Pack Qty	Sugg. List
1580-26-11	Tubular Cam Lock Kit 5/8 (16 mm)	10	12.48 ea.
1780-26-11	Tubular Cam Lock Kit 7/8 (22 mm)	10	12.68 ea.
1110-26-11	Tubular Cam Lock Kit 1 1/8 (29 mm)	10	13.09 ea.

Kit includes:

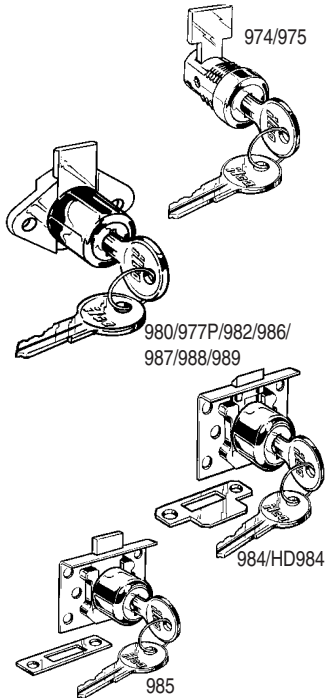
- Cam Lock with 2 keys / Hex Nut / Cam Attachment
- 90° Stop Washer (SD1011)
- 180° Stop Washer (SD1012)
- Ring (SL18441)
- Wood Washer (SL18426)
- 1 1/4 Straight Cam (137-J)
- 1 1/4 Cam with 1/4 Offset (137-JQX)

- 1137 Tubular Keyway
- Finish: – Chrome (26)
- Poly Bagged (11)



## Desk and Drawer Locks

Lead Time 4-6 weeks



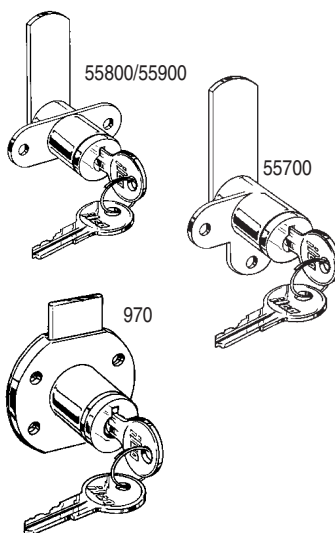
Product No.	Description	Standard Pack Qty	Sugg. List
974-14-11	Desk Lock	10	5.20 ea.
975-14-11	Desk Lock – Removable Core	10	5.20 ea.
984-03-11	Half Mortise Lock 7/8 (22 mm)	10	7.16 ea.
HD984-03-11	Half Mortise Lock 7/8 (22 mm)	10	11.68 ea.
985-03-11	Half Mortise Lock 7/8 (22 mm)	10	7.29 ea.
977P-353-11	Drawer Lock 7/8 (22 mm)	10	3.23 ea.
980-03-11	Drawer Lock 7/8 (22 mm)	10	5.06 ea.
980-14-11	Drawer Lock 7/8 (22 mm)	10	5.06 ea.
982-03-11	Drawer Lock 7/8 (22 mm)	10	5.06 ea.
982-14-11	Drawer Lock 7/8 (22 mm)	10	5.06 ea.
986-03-11	Drawer Lock 1 1/8 (29 mm)	10	5.06 ea.
986-14-11	Drawer Lock 1 1/8 (29 mm)	10	5.06 ea.
987-03-11	Drawer Lock 1 1/8 (29 mm)	10	5.06 ea.
987-14-11	Drawer Lock 1 1/8 (29 mm)	10	5.06 ea.
988-03-11	Drawer Lock 1 1/4 (32 mm)	10	5.25 ea.
988-14-11	Drawer Lock 1 1/4 (32 mm)	10	5.25 ea.
989-03-11	Drawer Lock 1 1/4 (32 mm)	10	5.25 ea.
989-14-11	Drawer Lock 1 1/4 (32 mm)	10	5.25 ea.

- N54G Single Bitted Keyway
- Drawer Locks:
  - supplied with standard cam 1 3/8 (35 mm)
  - other cams available (sample or drawing required).
- Master keying available (100 combinations). Add 1.12 to list price.
- Finishes:
  - Brass (03)
  - Nickel (14)
  - Black (353)
  - Other finishes available upon request.
- Poly Bagged (11)

## Removable Core Locks

Lead Time 4-6 weeks

- Locking cylinder is removed from the front of the lock. No disassembly required.

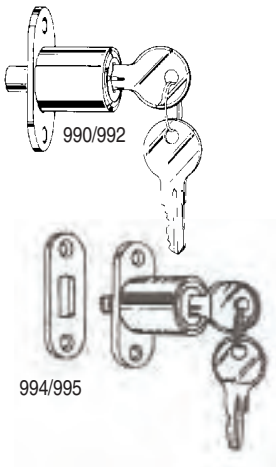


Product No.	Description	Standard Pack Qty	Sugg. List
970	Drawer Lock 13/16 (21 mm)	10	4.23 ea.
55700	Cam Lock 13/16 (21 mm)	10	4.70 ea.
55800	Cam Lock 13/16 (21 mm)	10	4.70 ea.
55900	Cam Lock 13/16 (21 mm)	10	4.70 ea.

- N54G Single Bitted Keyway
- Cam Locks:
  - supplied with standard 1 1/4 Straight Cam (J)
  - offset cams available. Add 45¢ to list price.
- Drawer Locks:
  - supplied with standard cam 1 3/8 (35 mm)
  - other cams available (sample or drawing required).
- Master keying available (100 combinations). Add 1.12 to list price.
- Finishes:
  - 11/16 Diameter Locks
    - Black (353)
    - Other finishes available upon request.
  - 3/4 Diameter Locks
    - Nickel (14)
    - Other finishes available upon request.
- Bulk Packaged (01)
- Specify cam rotation and key removal when ordering cam locks.

## Sliding Door Locks

Lead Time 4-6 weeks

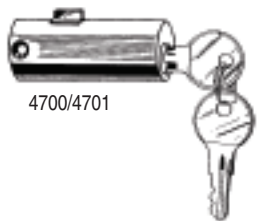


Product No.	Description	Standard Pack Qty	Sugg. List
990-14-11	Sliding Door Lock – Plunger bolt – 15/32 bolt projection – Key removes in locked and unlocked positions	10	7.29 ea.
992-14-11	Sliding Door Lock – Plunger bolt – 15/32 bolt projection – Key removes in locked pos.	10	7.29 ea.
994-14-11	Sliding Door Lock – T-bolt – 5/32 bolt projection – Key removes in locked and unlocked positions	10	7.29 ea.
995-14-11	Sliding Door Lock – T-bolt – 9/32 bolt projection – Key removes in locked and unlocked positions	10	7.29 ea.

- N54G Single Bitted Keyway
- Master keying available (100 combinations). Add 1.12 to list price.
- Finish: – Nickel (14)
- Poly Bagged (11)

## Filing Cabinet Locks

Lead Time 4-6 weeks



Product No.	Description	Standard Pack Qty	Sugg. List
4700-14-11	Filing Cabinet Lock – 1 1/2 (44 mm) – Round bolt	10	7.61 ea.
4701-14-11	Filing Cabinet Lock – 2 (51 mm) – Rectangular bolt	10	7.61 ea.

- N54G Single Bitted Keyway
- Finish: – Nickel (14)
- Master keying not available.

*NOTE: Filing cabinet locks can be keyed alike to our disc tumbler locks.*

## Switch Locks

Lead Time 4-6 weeks



Product No.	Description	Standard Pack Qty	Sugg. List
GSW1201-26-11	Switch Lock – 1 position key removal	10	17.59 ea.
GSW1203-26-11	Switch Lock – 2 position key removal	10	17.59 ea.
GSW1211-26-11	Switch Lock – Spring back momentary contact	10	19.11 ea.

- Single Pole - Single Throw
- 1201 - Key removes in off position only
- 1203 - Key removes in off and on position
- 1211 - Key removes at 12 o'clock position
- Used on low voltage application like garage door openers and alarm systems.
- Length is 1 1/4


- 1137S Tubular Keyway
- Master keying not available.
- Finish: – Chrome (26)
- Poly Bagged (11)

*NOTE: Switch locks supplied with wire leads (SEC1018).*

## Show Case Locks

Lead Time 4-6 weeks

247

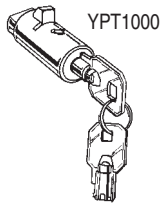


Product No.	Description	Standard Pack Qty	Sugg. List
247-14-11	Show Case Lock	10	9.04 ea.

- N54G Single Bitted Keyway
- Master keying available (100 combinations). Add 1.12 to list price.
- Finish: – Nickel (14)
- Poly Bagged (11)

## Special Purpose Locks

Lead Time 4-6 weeks



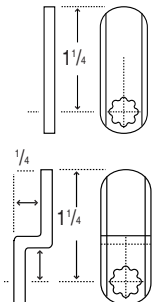
- 3/4 diameter. Length is 1 1/2
- Replacement lock for Pop Out handles used on vending machines

Product No.	Description	Standard Pack Qty	Sugg. List
YPT1000-26-11	Pop Out Handle – Lock only	10	18.04 ea.

- 1137S Tubular Keyway
- Master keying not available.
- Finish: – Chrome (26)
- Poly Bagged (11)

## Cams

Lead Time 4-6 weeks



Product No.	Description	Standard Pack Qty	Sugg. List
A to N	Straight	10	4.50 pk.
AO to NZ	Offset	10	5.50 pk.

- Cams supplied poly bagged.
- Specify exact cam required – use cam chart (see pg 33).
- Special cams will be quoted upon request, sample or drawing is required (see pg 34).

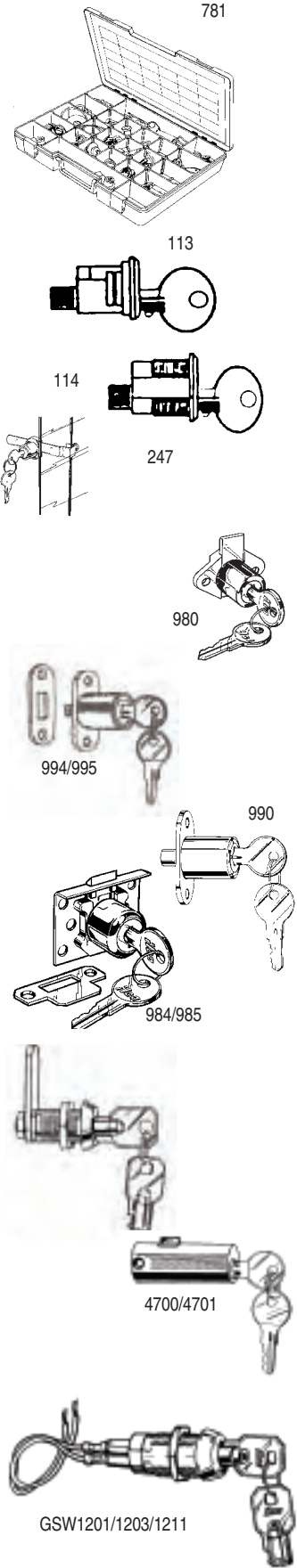
## Disc Tumbler Kit

Lead Time 4-6 weeks

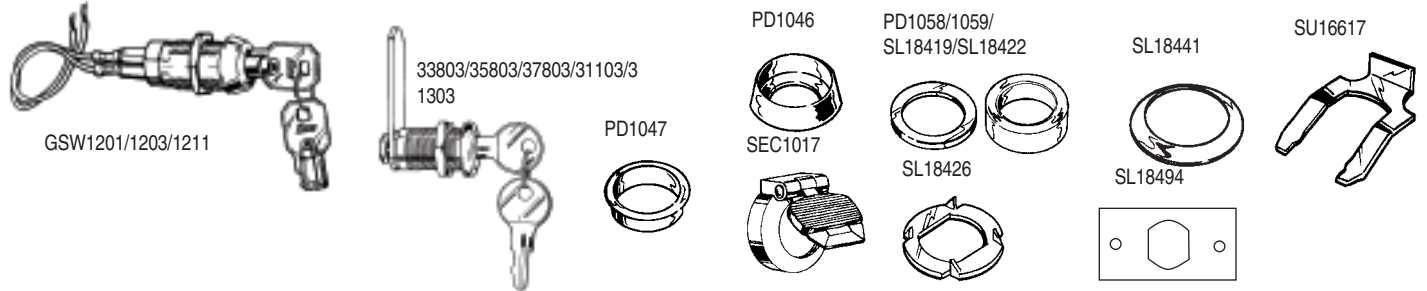


818

Product No.	Description	Kit Contents	Std Pack Qty	Sugg. List
<b>REPLACEMENT PARTS FOR KIT</b>				
SL18602-01-65-8X	Disc Tumbler #1	50	100	5.36/C
SL18602-02-65-8X	Disc Tumbler #2	50	100	5.36/C
SL18602-03-65-8X	Disc Tumbler #3	50	100	5.36/C
SL18602-04-65-8X	Disc Tumbler #4	50	100	5.36/C
SL18602-05-65-8X	Disc Tumbler #5	50	100	5.36/C
PD1001-00-8X	Disc Tumbler Spring	150	100	3.23/C
SD1004-65-8X	Plug Retainer	50	100	6.43/C
818-09	Space and Depth Keys (set of 5)	1	1	10.70 ea
818-10	Key Depth Gauge	1	1	4.50 ea
818-11	Plastic Case	1	1	5.36 ea



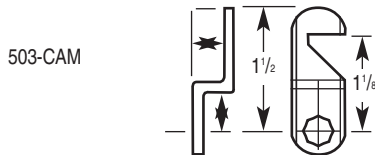
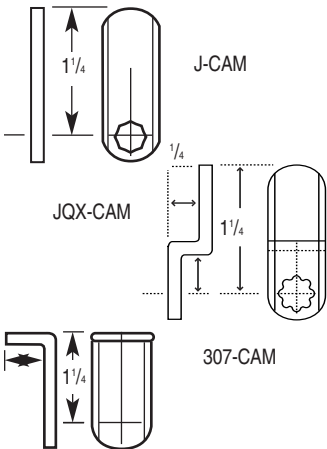
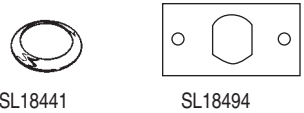
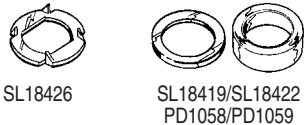
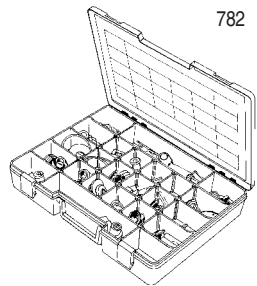
Product No.	Description	Kit Contents	Std Pack Qty	Sugg. List
781-00-8X	Mobile Kit includes: 24 of our most popular locks combined with 55 accessories and 20 cams in a 24 compartment durable travelling case.	—	1	242.70 ea.
<b>LOCKS</b>				
113-14-11	Mail Box Lock – Spring Clip	1	10	7.04 ea.
114-14-11	Mail Box Lock – Thread Barrel	1	10	7.04 ea.
247-14-11	Show Case Lock	1	10	9.04 ea.
980-03-11	Drawer Lock	1	10	4.86 ea.
980-14-11	Drawer Lock	1	10	4.86 ea.
984-03-11	Half Mortise Lock – Spring Latch	1	10	7.18 ea.
985-03-11	Half Mortise Lock – Deadbolt	1	10	7.18 ea.
990-04-11	Sliding Door Lock	1	10	6.73 ea.
990-14-11	Sliding Door Lock	1	10	6.73 ea.
994-14-11	T-Bolt Lock 5/32 (4 mm) Bolt Projection	1	10	6.73 ea.
995-14-11	T-Bolt Lock 9/32 (7 mm) Bolt Projection	1	10	6.73 ea.
4700-14-11	Filing Cabinet Lock 1 3/4 (44 mm)	1	10	7.61 ea.
4701-14-11	Filing Cabinet Lock 2 (51 mm)	1	10	7.61 ea.
15803-J-26-11	Tubular Cam Lock 5/8 (16 mm) – 2 Position Removal	1	10	11.56 ea.
17803-J-26-11	Tubular Cam Lock 7/8 (22 mm) – 2 Position Removal	1	10	11.56 ea.
11103-J-26-11	Tubular Cam Lock 1 1/8 (29 mm) – 2 Position Removal	1	10	11.93 ea.
33803-J-14-11	Cam Lock 3/8 (10 mm) – 2 Position Removal	1	10	4.43 ea.
35803-J-14-11	Cam Lock 5/8 (16 mm) – 2 Position Removal	1	10	4.43 ea.
37803-J-14-11	Cam Lock 7/8 (22 mm) – 2 Position Removal	1	10	4.43 ea.
31103-J-14-11	Cam Lock 1 1/8 (29 mm) – 2 Position Removal	1	10	4.79 ea.
31303-J-14-11	Cam Lock 1 3/8 (35 mm) – 2 Position Removal	1	10	4.79 ea.
GSW1201-26-11	Tubular Switch Lock – 1 Position Removal	1	10	17.59 ea.
GSW1203-26-11	Tubular Switch Lock – 2 Position Removal	1	10	17.59 ea.
GSW1211-26-11	Tubular Switch Lock – Springback	1	10	19.11 ea.
<b>ACCESSORIES</b>				
PD1046-14-10	Protective Collar (Hardened)	5	10	29.95 pk
PD1047-14-10	Shell Ferrule	5	10	11.33 pk.
SL18419-22-10	Spacer 1/32 (1 mm)	5	10	4.20 pk.
SL18422-22-10	Spacer 1/16 (2 mm)	5	10	4.20 pk.
PD1058-22-10	Spacer 3/16 (5 mm)	5	10	4.20 pk.
PD1059-22-10	Spacer 1/4 (6 mm)	5	10	4.20 pk.
SEC1017-19-10	Dust Cap	5	10	11.20 pk.
SU16617-19-10	Clip	5	10	2.59 pk.
SL18426-22-10	Wood Washer	5	10	2.59 pk.
SL18441-14-10	Ring	5	10	6.43 pk.
SL18494-22-10	Attaching Plate	5	10	6.06 pk.
<b>CAMS</b>				
J-CAM-22-10	Straight Cam 1 1/4 (32 mm)	5	10	4.50 pk.
JQX-CAM-22-10	Offset Cam 1 1/4 (32 mm) long 1/4 (6 mm) Offset	5	10	5.50 pk.
307-CAM-22-10	Single Bend Cam 1 1/4 (32 mm) long 7/16 (11 mm) Bend	5	10	5.50 pk.
503-CAM-22-10	Hook Cam 1 1/2 (38 mm) long 1 1/8 (29 mm) to Hook]	5	10	5.50 pk.






# Cam Lock Kit 782-00-8X

Lead Time 4-6 weeks



Product No.	Description	Kit Contents	Std Pack Qty	Sugg. List
782-00-8X	Cam Lock Kit (for N54G Single Bitted Keyway cam locks) Includes: 40 locks, 40 cams, 40 assorted spacers, 10 wood washers, 10 rings, 80 stop washers, 10 attaching plates, 40 screws and 40 nuts in a compartment durable traveling case.	—	1	210.84 ea.
<b>LOCKS</b>				
780-01D	Cam Lock-5/8 (16mm)— 4 spline shell/90° rotation	1	10	4.06 ea.
780-01E	Cam Lock-5/8 (16mm)— 2 spline shell/90° rotation	1	10	4.06 ea.
780-01F	Cam Lock-5/8 (16mm)— 2 spline shell/180° rotation	1	10	4.06 ea.
780-02D	Cam Lock-7/8 (22mm)— 4 spline shell/90° rotation	1	10	4.06 ea.
780-02E	Cam Lock-7/8(22mm)— 2 spline shell/90° rotation	1	10	4.06 ea.
780-02F	Cam Lock-7/8 (22mm)— 2 spline shell/180° rotation	1	10	4.06 ea.
780-03D	Cam Lock-1 1/8 (29mm)— 4 spline shell/90° rotation	1	10	4.34 ea.
780-03E	Cam Lock-1 1/8 (29mm)— 2 spline shell/90° rotation	1	10	4.34 ea.
780-03F	Cam Lock-1 1/8 (29mm)— 2 spline shell/180° rotation	1	10	4.34 ea.
780-04D	Cam Lock-1 3/8 (35mm)— 4 spline shell/90° rotation	1	10	4.34 ea.
780-04E	Cam Lock-1 3/8 (35mm)— 2 spline shell/90° rotation	1	10	4.34 ea.
780-04F	Cam Lock-1 3/8 (35mm)— 2 spline shell/180° rotation	1	10	4.34 ea.
<b>ACCESSORIES AND COMPONENTS</b>				
SL18426-22-10	Wood Washer	1	10	2.59 pk.
SL18419-22-10	Spacer 1/32 (1 mm)	1	10	4.20 pk.
SL18422-22-10	Spacer 1/16 (2 mm)	1	10	4.20 pk.
PD1058-22-10	Spacer 3/16 (5 mm)	1	10	4.20 pk.
PD1059-22-10	Spacer 1/4 (6 mm)	1	10	4.20 pk.
SL18441-14-10	Ring	1	10	6.43 pk.
SL18494-22-10	Attaching Plate	1	10	6.06 pk.
SL18403-22-8X	Stop Washer 90°	10	100	16.75/C
SL18406-22-8X	Stop Washer 180°	10	100	16.75/C
PD1005-00-8X	Hex Nut	10	100	23.54/C
PD1004-22-8X	SEMS Screw	10	100	35.31/C
<b>CAMS</b>				
J-CAM-22-10	Straight Cam 1 1/4 (32 mm)	10	10	4.50 pk.
JQX-CAM-22-10	Offset Cam 1 1/4 (32 mm) long [1 1/4 (6 mm) offset]	10	10	5.50 pk.
307-CAM-22-10	Single Bend Cam 1 1/4 (32 mm) long [7/16 (11 mm) bend]	10	10	5.50 pk.
503-CAM-22-10	Hook Cam 1 1/2 (38 mm) long [1 1/8 (29 mm) to hook]	10	10	5.50 pk.

N54G is single bitted keyway. 1137S is tubular keyway



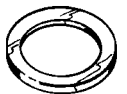
SEC1017



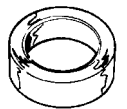
SL18441



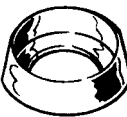
PD1047



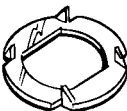
SL18419  
SL18422




PD1058  
PD1059



PD1046  
PU1095



SL18426  
SL18427



SU16617

Product No.	Description	Keyway		Standard Pack Qty	Sugg. List
		N54G	1137S		
PU2017	Adjustable Stop	√		10	15.59 pk.
SL18494	Attaching Plate	√	√	10	6.06 pk.
PU2018	Bar Guide	√		10	5.50 pk.
SU16617	Clip Shell Diameter (.640)	√	√	10	2.59 pk.
SU16647	Clip Shell Flats (.570)	√	√	10	2.59 pk.
SEC1017	Dust Cap		√	10	11.20 pk.
PU2019	Extension Pin 11/16	√		10	4.59 pk.
PU2020	Extension Pin 13/16	√		10	4.59 pk.
PU2021	Extension Pin 1	√		10	4.59 pk.
PU2008	Finger Pull	√	√	10	9.18 pk.
DO3	Key Blank Master	√		10	Reference Key Blank Price List
N54G	Key Blank Regular	√		10	
1579	Key Blank Reversible	√		10	
1054UN	Key Blank	√		10	
1137S	Key Blank Tubular – Steel		√	10	
1582	Key Blank Core Removal	√		10	
PD1088	Lock Washer – Internal Tooth	√		10	2.95 pk.
PU10092	O Ring	√		10	4.59 pk.
PD1046	Protective Collar 13/16 x .250	√	√	10	29.95 pk.
PU1095	Protective Collar 13/8 x .500	√	√	10	27.20 pk.
SL18441	Ring	√	√	10	6.43 pk.
PD1047	Shell Ferrule – Drawer Locks	√	√	10	9.16 pk.
SL18662	Shell Ferrule – Small Diameter Locks	√		10	5.63 pk.
PU1097	Spacer 7/8 x 0.060	√	√	10	4.20 pk.
PD1058	Spacer 7/8 x 0.187	√	√	10	4.20 pk.
PD1059	Spacer 7/8 x .250	√	√	10	4.20 pk.
SL18419	Spacer 1 1/16 x 0.31	√	√	10	4.20 pk.
SL18422	Spacer 1/16 x 0.62	√	√	10	4.20 pk.
SL18629	Spacer 13/4 x 0.030	√	√	10	4.20 pk.
PU2015	Washer (Nylon) .890 x 0.31	√	√	10	1.31 pk.
SEC1018	Wire Lead Set 10 Long		√	10	24.40 pk.
SL18426	Wood Washer – Ext. Tooth (.635)	√		10	2.59 pk.
SL18427	Wood Washer – Ext. Tooth (.670)	√	√	10	2.50 pk.
SL18727	Wood Washer – Int. Tooth (.635)	√	√	10	2.50 pk.

Components

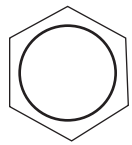


SL18403



SL18406

Product No.	Description	Keyway		Standard Pack Qty	Sugg. List
		N54G	1137S		
SL18403	90° Stop Washer	√		100	11.79/C
SL18406	180° Stop Washer	√		100	11.79/C
S308	Backplate Drawer Lock	√		100	25.68C
S308A	Backplate Spacer	√		100	25.68/C



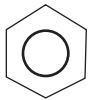
PD1005



PD1004



SD1004



PD1013




PD1001



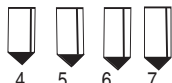
SL18602



SD1001



0 1 2 3



4 5 6 7  
SD1010 Series



SD1006























SD1020  
SD1033















Product No.	Description	Keyway		Standard Pack Qty	Sugg. List
		N54G	1137S		
SD1010-0	Bottom Pin No. 0 (.200)		✓	100	4.84 /C
SD1010-1	Bottom Pin No. 1 (.216)		✓	100	4.84 /C
SD1010-2	Bottom Pin No. 2 (.232)		✓	100	4.84 /C
SD1010-3	Bottom Pin No. 3 (.248)		✓	100	4.84 /C
SD1010-4	Bottom Pin No. 4 (.264)		✓	100	4.84 /C
SD1010-5	Bottom Pin No. 5 (.280)		✓	100	4.84 /C
SD1010-6	Bottom Pin No. 6 (.296)		✓	100	4.84 /C
SD1010-7	Bottom Pin No. 7 (.312)		✓	100	4.84 /C
SD10002	Cam Retainer (990)	✓		100	13.93 /C
SD10135	Cam Retainer Deadlocking (990)	✓		100	13.93 /C
PD1010	Cam Retainer Spring (990)	✓		100	5.36 /C
CD1047	Cylinder		✓	100	37.59 /C
SL18602-01	Disc Tumbler No. 1 Regular	✓		100	5.36 /C
SL18602-02	Disc Tumbler No. 2 Regular	✓		100	5.36 /C
SL18602-03	Disc Tumbler No. 3 Regular	✓		100	5.36 /C
SL18602-04	Disc Tumbler No. 4 Regular	✓		100	5.36 /C
SL18602-05	Disc Tumbler No. 5 Regular	✓		100	5.36 /C
SD1001-13	Disc Tumbler No. 13 Master	✓		100	5.36 /C
SD1001-15	Disc Tumbler No. 15 Master	✓		100	8.56 /C
SD1001-24	Disc Tumbler No. 24 Master	✓		100	8.56 /C
SD1001-31	Disc Tumbler No. 31 Master	✓		100	8.56 /C
SD1001-35	Disc Tumbler No. 35 Master	✓		100	8.56 /C
SD1001-42	Disc Tumbler No. 42 Master	✓		100	8.56 /C
SD1001-51	Disc Tumbler No. 51 Master	✓		100	8.56 /C
SD1001-53	Disc Tumbler No. 53 Master	✓		100	8.56 /C
PD1001	Disc Tumbler Spring	✓		100	3.23 /C
PD1005	Hex Nut to secure shell	✓	✓	100	23.54 /C
PD1013	Hex Nut to secure cam		✓	100	45.40 /C
PD1003	Lock Washer		✓	100	4.84 /C
PD1006	Mounting Screw 6 x <sup>5</sup> / <sub>8</sub>	✓		100	5.36 /C
PU10076	Pal Nut to secure cam (33800)	✓		100	7.95 /C
PD1014	Pin Tumbler Spring		✓	100	3.23 /C
SD1004	Plug Retainer (974, 980, 990)	✓		100	6.43 /C
PD1007	Plug Retainer Spring	✓		100	3.23 /C
PU1078	Retainer Ring	✓		100	9.18 /C
PD1008	Screw Retainer (990)	✓		100	5.36 /C
PD1004	Screw SEMS <sup>1</sup> / <sub>4</sub> x 20 x <sup>1</sup> / <sub>4</sub>	✓		100	28.43 /C
SCR1042	Screw SEMS <sup>1</sup> / <sub>4</sub> x 20 x <sup>3</sup> / <sub>8</sub>	✓		100	28.43 /C
PD1012	Shell Pin		✓	100	22.93 /C
PD1009	Shell Spring (990)	✓		100	11.00 /C
CD1064	Spacer Washer		✓	100	18.34 /C
PU1098	Strike (994, 995)	✓		100	31.18 /C
SD1006	Top Pin (.202)		✓	100	4.84 /C
SD1020	Top Pin (GSW only)		✓	100	4.84 /C
SD1033	Top Pin (Special Anti Tip)		✓	100	4.84 /C

901 Series UNIPRIX Lock Picks  
 (Interchangeable Handles)  
 Ilco picks are designed to achieve the balance and feel that professional locksmiths need. Crafted from quality tempered spring steel and/or stainless steel.  
 P901 Handle Picks

Picks listed with an asterisk\*\* are available with a molded plastic handle. When ordering add the prefix P to the number listed.

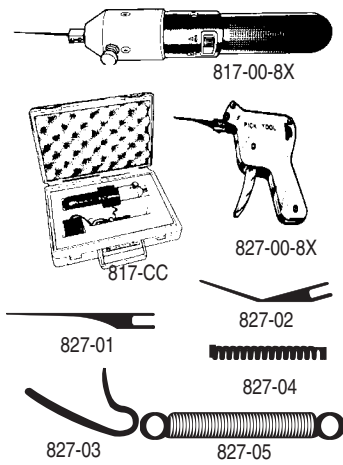


	Product Number	Description	Standard Pack Contents	Sugg. List
	P901-	Pick with molded handle Add prefix P to numbers listed with an asterisk	5 ea.	3.42 ea.
	901-01*	Ball Pick	5 ea.	1.91 ea.
	901-02*	Ball Pick	5 ea.	1.91 ea.
	901-03*	Ball Pick	5 ea.	1.91 ea.
	901-04*	Ball Pick	5 ea.	1.91 ea.
	901-05*	Rake Pick	5 ea.	1.91 ea.
	901-06*	Rake Pick	5 ea.	1.91 ea.
	901-07*	Hook Pick	5 ea.	1.91 ea.
	901-08*	Hook Pick	5 ea.	1.91 ea.
	901-09*	Diamond Pick	5 ea.	1.91 ea.
	901-10*	Diamond Pick	5 ea.	1.91 ea.
	901-11*	Diamond Pick	5 ea.	1.91 ea.
	901-12*	Extractor Pick	5 ea.	1.91 ea.
	901-13*	Rake Pick	5 ea.	1.91 ea.
	901-14*	Rake Pick	5 ea.	1.91 ea.
	901-15*	Extractor Pick	5 ea.	1.91 ea.
	901-16	Combination Pick	5 ea.	1.91 ea.
	901-17	Combination Pick	5 ea.	1.91 ea.
	901-18*	Ball Pick	5 ea.	1.91 ea.
	901-19*	Diamond Pick	5 ea.	1.91 ea.
	901-20*	Ball Pick	5 ea.	1.91 ea.
	901-21*	Rake Pick	5 ea.	1.91 ea.

	Product Number	Description	Standard Pack Contents	Sugg. List
	901-22*	Hook Pick	5 ea.	1.91 ea.
	901-24	Extractor Pick w/wooden handle	5 ea.	1.91 ea.
	901-25*	Angled Diamond Pick	5 ea.	1.91 ea.
	901-23	Read Pick	5 ea.	1.91 ea.
<p><b>902 Series Tension Wrenches</b>                      Made from quality tempered spring steel, these tension wrenches are available in varying lengths, styles and degrees of tension to suit every picking style and technique.</p>				
	902-01	Tension Wrench (Wishbone)	5 ea.	3.39 ea.
	902-02	Tension Wrench (double-sided)	5 ea.	1.91 ea.
	902-03	Medium Tension 5 3/8 x 1/8	5 ea.	1.91 ea.
	902-04	Light Tension 5 3/8 x 3/32	5 ea.	1.91 ea.
	902-05	Medium Tension 4 1/2 x 1/8	5 ea.	1.91 ea.
	902-06	Light Tension 4 1/2 x 3/32	5 ea.	1.91 ea.
	902-07	Medium Tension 3 1/4 x 1/8	5 ea.	1.91 ea.
	902-08	Light Tension 3 1/4 x 3/32	5 ea.	1.91 ea.
	902-09	Medium Tension 3 1/4 x 1/8	5 ea.	1.91 ea.
	902-10	Tension Wrench (letter box)	5 ea.	1.91 ea.
	902-11	Tension Wrench (letter box)	5 ea.	1.91 ea.
	902-12	Heavy Tension	5 ea.	1.91 ea.
	902-13	Heavy Tension	5 ea.	1.91 ea.

# Electric Lockpick and Pick Gun

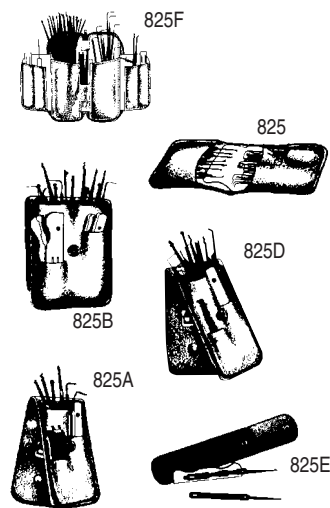
Lead Time 3 days



Product No.	Description	Standard Pack Qty	Sugg. List
817-00-8X	Electric Lock Pick. Includes 4 pick blades, 1 tension wrench, 1 allen wrench, battery charger	1 ea.	256.10 ea.
817-CC	Carrying Case	1 ea.	62.50 ea.
817-01	Replacement Pick Blades	1 ea.	3.56 ea.
827-00-8X	Pistol Pick. Includes 2 complete sets of extra springs, 3 straight picks, 3 angle picks, 2 tension wrench	1 ea.	46.85 ea.
<b>827 Replacement Parts</b>			
827-01	Straight Pick	5 ea.	3.56 ea.
827-02	Angle Pick	5 ea.	1.14 ea.
827-03	Flat Spring	10 ea.	1.14 ea.
827-04	Loose Coil Spring	10 ea.	1.14 ea.
827-05	Tight Coil Spring	10 ea.	1.14 ea.
827-06	Pick Yoke	1 ea.	2.28 ea.

# Pick Kits

Lead Time 3 days



Product No.	Description	Standard Pack Qty	Sugg. List
825F	The Magnum. Contains all ILCO picks (24) and tension wrenches (13), two 903-01 and two 903-01 handles. Leather Case	1	74.73
825	The Expert. Contains 17 picks, 11 tension wrenches, two 903-01 handles and case.	1	85.27
825B	The Master. Contains 11 picks, 5 tension wrenches, one 903-01 handle and case.	1	42.57
825D	The Artisan. Contains 9 picks, 5 tension wrenches, one 903-01 handle and case	1	28.34
825A	The Journeyman. Contains 4 picks, 4 tension wrenches, one 903-01 handle and case	1	26.33
825E	Extractor Kit. Contains 2 extractor picks, one 903-01 handle and case	1	8.40

# Locksmith Tools

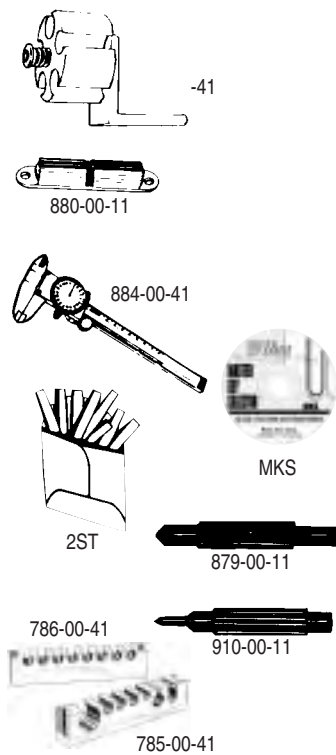
Lead Time 3 days



Product No.	Description	Standard Pack Qty	Sugg. List
898-00-41	Plug Holder/Follower Set A complete set, plus 6 tweezers and wooden case	1	120.44
891-00-11	Following Tool Set - includes the tools listed below	1	36.45
887-00-11	Following Tool (.500) Application: ILCO 4019 Rim Cyl.; Keil #30 Rim Cyl.; Lockwood 956 Rim Cyl.	1	10.97
888-00-11	Following Tool (.495) Application: Acro Lock, Arrow, Corbin, Dexter, Eagle, ILCO, Keil, Kwikset, Lockwood, National, Rockford National, Nesco, Russwin (.500 dia.), Sargent, Schlage, Taylor, Weiser (except Beverly style), Welch, Yale	1	1.97
889-00-11	Following Tool (.395) Application: Almont (peanut cylinder), Corbin (small pin), Eagle (small pin), ILCO (peanut cylinder), Yale (small pin)	1	10.97
890-00-11	Following Tool (.555)	1	19.79

## Locksmith Tools (continued)

Lead Time 3 days



Product No.	Description	Standard Pack Qty	Sugg. List
897-00-11	Plug Holder Set - includes the following four holders	1	69.19
893-00-11	Plug Holder (.510)	1	18.50
894-00-11	Plug Holder (.500)	1	18.50
895-00-11	Plug Holder (.405)	1	18.50
896-00-11	Plug Holder (.550)	1	18.50
899-00-11	Pin Tumbler Tweezers - 6 length with Pin Holder Tip	1	11.96
900-00-11	Short Pin Tumbler Tweezers - 4 length with Pin Holder Tip	1	8.55
843-01	Following Tool for ILCO 605 Die Cast Cylinder	1	9.78
885-00-41	Multi Plug Holder (Vise Mount)	1	49.83
886-00-41	Multi Plug Holder (Bench Mount)	1	49.83
830-00-11	Plug Holder, Aluminum (For Standard .510 plugs)	1	3.67
880-00-11	Key Deburrer	1	53.96
883-00-41	Micrometer Mounting Base	1	26.33
884-00-41	Micro-Dial Caliper	1	122.29
MKS-1	Master Key Selector CD - A convenient CD that allows quick set-up of 5 pin master key systems	1	30.25
2ST	Shim Stock - Curved stock 1/4 x 1 3/4 and only .0015 thick	12 pcs.	5.56
879-00-11	Pin & Plug Deburring Tool	1	19.22
910-00-11	Cylinder Plug Punch Marker	1	11.81
785-00-41	Cylinder Service Fixture	1	47.19
786-00-41	Multiple Plug Holder	1	47.19

## Key Stamps

Lead Time 3 days

Product No.	Description	Standard Pack Qty	Sugg. List
802	Hand Stamping Die. For stamping keys, tags, etc. for advertising and identification. Customer engraved on tool steel and tempered. 1st Line: Name (13 characters max) 2nd Line: Phone No. or address, etc. (13 characters max)	1	266.18
802M	"Master" Stamping Die (hand stamp)	1	108.90
802DND	"Do Not Duplicate" Stamp	1	130.39

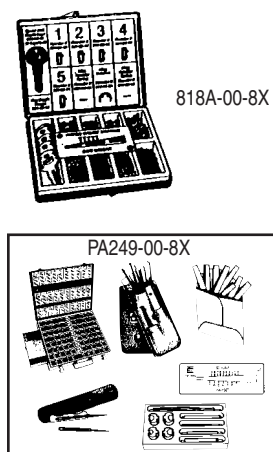
## Pins and Pinning Kits

Lead Time 3 days

### Color Coded Pins

Precision .003 diameter color coded pins use only top quality brass. Colors match industry standards. Pins are packed 150 per color coded envelope.

Indicate prefix T for Top Pins and B for Bottom Pins. Example: A Top Pin .180 long would be T-.180. A Bottom Pin .285 long would be a B-.285.



Product No.	Description	Standard Pack Qty	Sugg. List
818A-00-8X	Wafer Keying Kit - Includes all parts for rekeying DL & ILCO wafer locks, illustrated manual, space and depth keys, wafer gauge	1	40.63
PA249-00-8X	Starter Kit - Includes a 797 Color Pin Kit, Lock Picking Set, Key Extractors, Plug Holder and Follower Set, Shim Stock and Key Depth Gauge	1	358.73
797-00-8X	.003 increment Color Pin Kit includes 40 top pins and 79 bottom pins	1	266.20
T.010 thru T.200	.005 increment Replacement Top Pins.	150/bag	2.44/bag
B.165 thru B360	.005 increment Replacement Bottom Pins.	150/bag	2.44/bag
T.024 thru T.141	.003 increment Replacement Top Pins.	150/bag	2.44/bag
B.126 thru B360	.003 increment Replacement Bottom Pins.	150/bag	2.44/bag

# Spindles

Lead Time 3 days



Straight Spindle



Swivel Spindle



Split Spindle



Swivel Spindle X caps



760-01

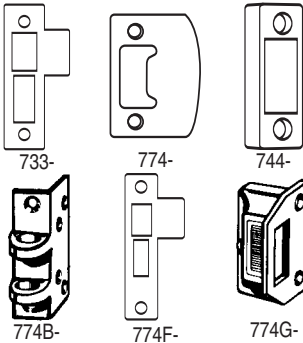
Spindle specifications listed in product descriptions are given in the following order: thickness, length and thread size.

Product No.	Description	Standard Pack Qty	Sugg. List
760-01	Spindle Cap	10 pr.	16.52
760-02	Headless Screws, Brass - 1/4 - 20 x 5/15 (8mm x 6mm-20)	100	20.52
760-03	Headless Screw, Brass Plated Steel - 1/4 -20 x 3/8 (10mm x 6mm-20)	100	20.52
760-04	Oval Head Screw, Brass Plated - Steel (10mm x 9-24)	100	14.82
760-20	Headless Screw, Brass Plated - Steel 1/4 -28 x 5/16	100	27.34
760-05*	Straight Spindle 9/32 x 3 1/2 x 20 - (7mm x 114mm)	10	2.57
760-06*	Straight Spindle 9/32 x 4 1/2 x 20 - (7mm x 114mm)	10	2.57
760-07*	Swivel Spindle 9/32 x 4 3/4 x 20 - (7mm x 120mm)	10	4.70
760-08*	Straight Spindle 9/32 x 4 1/2 x 20 - (7mm x 114mm)	10	4.70
760-09*	Swivel Spindle 9/32 x 4 3/4 x 20 - (7mm x 120mm)	10	4.70
760-10*	Swivel Spindle 9/32 x 6 x 20 - (7mm x 152mm)	10	4.70
760-11*	Split Spindle 9/32 x 2 5/8 x 20	10	4.70
760-12*	Swivel Spindle 9/32 x 4 3/4 x 20 with spindle caps for 3/8 center (7mm x 120mm)	10	7.56
760-13*	Straight Spindle 9/32 x 3 1/2 x 18 - (7mm x 89mm)	10	2.57
760-14*	Straight Spindle 9/32 x 4 1/2 x 18 - (7mm x 114mm)	10	2.57
760-15*	Swivel Spindle 9/32 x 4 3/4 x 18 - (7mm x 120mm)	10	4.70
760-16*	Swivel Spindle 9/32 x 4 3/4 x 18 - (7mm x 120mm)	10	4.70
760-17*	Swivel Spindle 9/32 x 6 x 18 - (7mm x 152mm)	10	4.70
760-18*	Split Spindle 9/32 x 2 5/8 x 18 - (7mm x 60mm)	10	4.70
760-19*	Swivel Spindle 9/32 x 4 3/4 x 18 with spindle caps for 3/8 center (7mm x 120mm)	10	7.56

\* Spindles must be ordered in multiples of 10

# Strikes

Lead Time 3 days



Product No.	Description	Standard Pack Qty	Sugg. List
733-03-11	Bit Key Lock Strike	1	1.86
744-03-11	Bit Key Lock Strike (ILCO 215)	10	2.85
774-03-11	Tubular and Cylindrical Strike	1	1.29
774A-04-11	Night Latch Strike	1	1.29
774B-53-11	Jimmyproof Deadlock Strike	1	4.14
774C-53-11	Jimmyproof Deadlock Flat Strike	1	3.58
774F-03-11	Mortise Lock Strike	10	5.55
774G-67-40	Night Latch Strike (220 Series)	10	3.51

# Key Cabinets

Lead Time 3 days



Product No.	Description	Standard Pack Qty	Sugg. List
Key Cabinet - 10	Key cabinet with 10 key capacity	1	35.56
Key Cabinet - 30	Key cabinet with 30 key capacity	1	46.67
Key Cabinet - 60	Key cabinet with 60 key capacity	1	77.78
Key Cabinet - 120	Key cabinet with 120 key capacity	1	111.11
Key Cabinet - 200	Key cabinet with 200 key capacity	1	188.89
Key Tags 1 - 10	Key Tags numbered 1-10	10	5.78
Key Tags 11 - 30	Key Tags numbered 11-30	20	8.00
Key Tags 31 - 60	Key Tags numbered 21-60	30	12.00
Key Tags 61 - 120	Key Tags numbered 61-120	60	24.00
Key Tags 121 - 200	Key Tags numbered 121-200	80	32.00
	Red Tags are for use with standard tag to convert single key cabinets into double key cabinets		
Red Key Tags 1 - 10	Red Key Tags numbered 1-10	10	5.78
Red Key Tags 11 - 30	Red Key Tags numbered 11-30	20	8.00
Red Key Tags 31 - 60	Red Key Tags numbered 61-120	30	12.00
Red Key Tags 61 - 120	Red Key Tags numbered 61-120	60	24.00
Key Tags - Blank	Blank Key Tags	30	8.67
Red Key Tags - Blank	Red Blank Key Tags	30	8.67
Key Snap Hooks	Key Snap Hooks	100	12.22



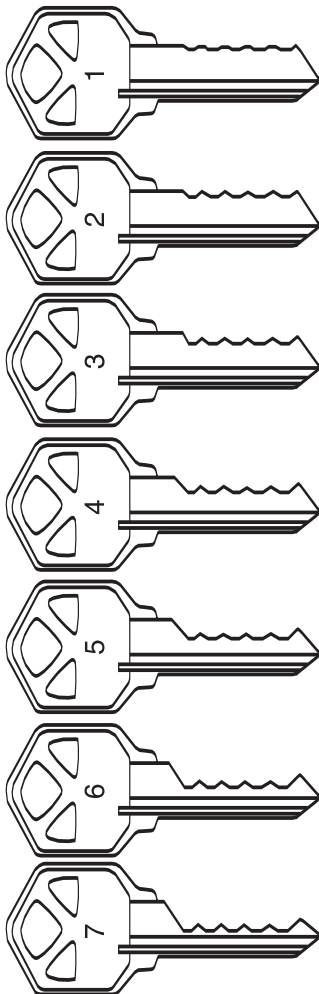
# Depth Key Set

Lead Time 3 days

Depth and space keys are used when cutting keys by code. They offer a method of making a new master system or adding keys to an existing system. A set of depth and space keys contains a cut key for each of the different depths used in a given series or a particular locking mechanism. All the cuts on a key are to the same depth, repeated as many times as the number of pins or disc tumblers used in the lock. These cuts are correctly spaced as required by the tumbler system in a specific lock.

*Example: A #2 depth key for a 5 pin plug has 5 correctly spaced cuts, each to the #2 depth.*

NOTE: The listed key blank numbers should be used for reference. These depth key sets may apply to other equivalent key blank numbers. For example, the DKA117 for Schlage will work for any Schlage letter keyway (C, CE, E, EF, F, FG, or G).



Product Number	Description	Spaces	Keys Per Set	Key Blank	Sugg. List	
<b>A/LARGE PIN CYLINDER</b>						
DKA100	Arrow (New Standard & Sectional)	6	10	1179A	25.63	
DKA101	Best and Falcon	7	10	A1114M	25.63	
DKA103	Corbin - 60 Series	6	6	A1001EH	25.63	
DKA104	Dexter Large Pin ('69 up)	6	10	F1054KA	25.63	
DKA105	Dominion Standard Large Pin	5	8	1054F	25.63	
DKA107	ILCO Standard Large Pin	6	10	X1054F	25.63	
DKA108	ILCO 560-561 and 600 Series	5	7	1054MT	25.63	
DKA109	Kwikset (New) also used on Corbin pop out cylinder	5	7	1176	25.63	
Russwin	Lockwood Standard Large Pin	7	10	1004L	25.63	
DKA110	National Rockford Standard Pin	5	10	R1064E	25.63	
DKA112	Russwin Standard Large Pin	6	10	A1011M	25.63	
DKA113	Russwin Sectional Russwin 70 Series (Use Corbin 60 Series)	6	10	A11011-D1	25.63	
DKA114	Sargent Standard Large Pin	6	10	L1010N	25.63	
DKA115	Sargent Sectional	6	10	O1007LA	25.63	
DKA116	Schlage Standard Large Pin	6	10	1145A	25.63	
DKA117	Segal-Earle Standard Large Pin	5	7	1022	25.63	
DKA119	Taylor Standard Large Pin	5	7	1141GE	25.63	
DKA120	Weiser Standard Large Pin	7	10	L1054WB	25.63	
DKA121	Weslock Standard Large Pin	5	8	1175N	25.63	
DKA123	Yale Standard & Sectional	6	10	999A	25.63	
DKA124	<b>B/DISC TUMBLER</b>					
DKB200	Chicago 6 Disc	6	5	100AM	25.63	
DKB201	Corbin All (Most) Dexter (Use B & S)	6	5	1000V	25.63	
DKB202	Eagle Disc	5	5	1014S	25.63	
DKB203	ILCO Disc	5	5	L1054B	25.63	
DKB204	ILCO DF & U Series	5	5	1054UN	25.63	
DKB205	Illinois Single Sided	5	4	1043F	25.63	
DKB206	National (Rockford) (Most)	5	4	1069N	25.63	
DKB207	Yale (Most)	5	5	O1122A	25.63	
<b>C/SMALL PIN (INCLUDING LETTER BOX)</b>						
DKC300	Chicago, Pin	5	7	1014V	25.63	
DKC301	Corbin (B4R, 4T)	6	10	1000F	25.63	
DKC302	Eagle (long space)	4	10	1014DX	25.63	
DKC303	Hudson Auth, Bommer & Others	5	6	1003M	25.63	
DKC304	ILCO Pin	5	7	X1054JK	25.63	
DKC305	American, Junkunc Pin Tumbler Padlock	6	8	1046	25.63	
DKC306	ILCO Lockwood 3/4: dia. Cylinder	5	7	1004M	25.63	
DKC307	Master Padlock Large 4 Pin	4	8	1092	25.63	
DKC308	Master Padlock Small 4 Pin	4	6	1092B	25.63	
DKC309	National (Rockford) Not for letter box applications	5	10	1069LA	25.63	
DKC310	National (Rockford) letter Amek Device, Auth, Bommer, etc.	5	10	1069LB	25.63	
<b>D/AUTOMOTIVE</b>						
DKD401	American Motors Pre '70 (Use B & S)	5	5	1970AM	25.63	
DKD402	American Motors '70 up	5	5	H1098X	25.63	
DKD403	Briggs & Stratton	5	5	1746P	25.63	
DKD404	Chrysler '56-'67 Pin Tumbler, Chrysler CV Side Bar Trunk Lock (Use GM)	5	5	1768	25.63	
DKD405	Chrysler '68 DP & DS Series	5	5	P1770W	25.63	
DKD406	Chrysler '69 up EP & ES Series	5	5	1125H	25.63	
DKD407	Ford pre '52	5	5	1127DU	25.63	
DKD408	Ford '52-'64 (65 & 66 Mustang)	5	5	1167FD	25.63	
DKD409	Ford '65 up Double Sided Ign.	5	5	S1167FD	25.63	
DKD410	Ford '65 up Double Sided Trunk	5	5	P1098E	25.63	
DKD411	General Motors All	6	5	1184FD	25.63	
DKD412	84 1/2 Ford	10	5		25.63	



## Software

Lead Time 3 days

Product No.	Description	Standard Pack Qty	Sugg. List
Iico Advantage	Complete key blank reference software	1	424.22

## Padlock

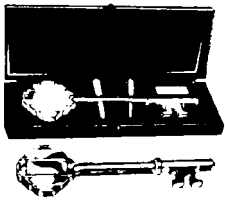
Lead Time 3 days



Product No.	Description	Standard Pack Qty	Sugg. List
1402-04	Frangible Shackle padlock - one key fits all	1	15.25

## Presentation Key

Lead Time 4-6 weeks



Product No.	Description	Standard Pack Qty	Sugg. List
703-03-41	A unique gift, an impressive award, and a real attention getter. Key comes with a luxurious jeweler's case. Key measures 8 1/4 long Polished Brass Presentation Key	1	37.02
703-27-41	Satin Chrome Presentation Key	1	37.02























## Limited Warranty

Ilco warrants to the original purchaser for a period of one year that this product is free from defects in materials and workmanship. We will, at our discretion, repair or replace free of charge, including shipping charges back to you, any product found to be defective and subject to this warranty, provided it is delivered prepaid to Ilco. This warranty does not apply to any defects or malfunctions resulting from improper installation or use. Products and parts not manufactured by Ilco are guaranteed only in accordance with that manufacturer's warranty. Kaba Ilco shall not be liable for any consequential or incidental expenses resulting from breach of this warranty or any implied warranty. Some states do not allow the exclusion or limitation of consequential or incidental damages, so the above exclusion or limitation may not apply to you. This warranty gives you specific rights, and you have other rights, which vary from state to state.

### **Broken Box Charge**

Items ordered in less than full box quantities are subject to a \$10.00 surcharge per line item. Please see details on page 7 of this Price List

## Replacement Keys for Cylinders

KEYWAY	ORDER CODE	ILCO	5 PIN ILCO E-Z	LOOK-ALIKE	ILCO	6 PIN ILCO E-Z	LOOK-ALIKE
 Arrow	<b>AA</b>	1179	AR1	K2-A	1179A	AR4	K7
 Composite	<b>NA</b>	R1064E	NA25	4295	This keyway accepts and can be pinned to Kwikset & Weiser E/Falcon 1st pin @ .246"		
 Composite	<b>NB</b>	1014C	HR1	—	This keyway accepts and can be repinned to Dexter, Falcon G, Harloc SE-1, Lori L200, Sargent S & U, and Weslock 1st pin @ .216"		
 Corbin 60 Corbin 67 Corbin 77	<b>CA</b> <b>CB</b> <b>CC</b>	1001EH 1001EN R1001EN	CO87 CO7 SK1	Z1-60-5 — —	A1001EH 1001EG R1001EG	CO88 CO36 CO62	Z1-60-6 — —
 Corbin/Russwin L4 Corbin 59	<b>CE</b> <b>CD</b>	1011-L4 1001AH	— —	— —	A1011-L4 A1001AH	RU101 CO91	— Z1-59A1-6
 Dexter 67	<b>XE</b>	D1054K	DE6	67-DEXTER	D1054KA	DE8	—
 Dominion 1054F Dominion 1054F	<b>DA</b> <b>DB</b>	(Round Head) (Large Head)		S54F DO5	— —	— —	— DO6
 Ilco X1054K	<b>UA</b>	X1054K	IN3	—	—	—	—
 Kwikset 1176	<b>KS</b>	1176	KW1	1063KW	A1176	KW5	—
 Lockwood 1004	<b>LA</b>	1004	L1	B308	1004A	—	B310
 Lori L100, Harloc 700 Eagle 11929	<b>UB</b>	X1014F	EA27	HARLOC	—	—	—
 Lori Locksmith 80 Loricentric 90	<b>UE</b> <b>UD</b>	5 pin only order <u>80 Loricentric</u> —	—	—	—	—	6 pin only order <u>90 Loricentric</u>
 Russwin D1 Russwin 981R Russwin 981-852	<b>RB</b> <b>RA</b> <b>RC</b>	1011D1 N1011P N1011P	RU45 RU52 RU52	5D1R 5981R 5981R	A1011D1 A1011P A1011P	RU46 RU16 RU16	6D1R — —
 Sargent LA-LC Sargent RA-RC	<b>GB</b> <b>GC</b>	1007LA 1007RA	S22½ —	275LA —	01007LA 01007RA	S22 —	6275LA —
 Sargent LA	<b>GA</b>	1007LA	S22½	275LA	01007LA	S22	6275LA
 Schlage C Schlage E Schlage F Schlage C-K	<b>SC</b> <b>SE</b> <b>SF</b> <b>SX</b>	1145 1145E 1145F	SC1 SC8 SC7	100-C 100-E —	1145A A1145E A1145F	SC4 SC9 SC10	101-C 101-E 101-F
 Segal 9	<b>FA</b>	1022	SE1	K9-Segal	1022AB	—	—
 Weiser E/Falcon Weiser 1555	<b>WA</b> <b>WE</b>	1054WB N1054WB	WR3 WR5	1555 P1555	A1054WB —	WR4 —	— —
 Yale 8 (999)	<b>YA</b>	999	Y1	8-Yale	999A	Y2	—
 Yale GA	<b>YG</b>	999GA	—	—	998GA	Y78	—

\* Supply keying information on combined cylinders. See page 7 for keying codes

**Kaba Ilco Corp.**  
**400 Jeffreys Road · Rocky Mount, NC 27804**  
 Phone **800.334.1381** · Fax **252.446.4702**  
[www.kaba-ilco.com](http://www.kaba-ilco.com)

Form No. 2898/0107