





## The Family Of...



PO Box 200  
Mauldin, SC 29662  
Phone: 864-297-6655 Fax: 864-297-9987  
E-Mail: [info@compX.com](mailto:info@compX.com)  
[compX.com](http://compX.com)



3000 North River Road  
River Grove, IL 60171  
Phone: 708-456-1100 Fax: 708-456-9476  
E-Mail: [sales@compX.com](mailto:sales@compX.com)  
[compX.com](http://compX.com)



915 Sherwood Drive  
Lake Bluff, IL 60044-2203  
Phone: 847-234-1864 Fax: 864-234-7922  
E-Mail: [sales@compX.com](mailto:sales@compX.com)  
[compX.com](http://compX.com)



PO Box 200  
Mauldin, SC 29662  
Phone: 864-297-6655 Fax: 864-297-9987  
E-Mail: [info@compX.com](mailto:info@compX.com)  
[compX.com](http://compX.com)

# Table of Contents

<b>Description</b>	<b>Page</b>
Cams .....	19, 22
Cam Lock Accessory Kit.....	12
Cam Locks - Double Bitted.....	10
Cam Locks - Single Bitted .....	6
Cam Locks - Tubular Gem Series .....	13
Cam Locks - Thumb Turn.....	12
Drawer Locks - Single Bitted.....	7
Drawer Locks - Tubular Gem Series .....	14
Key Blanks.....	20, 21
Maxi Cam Lock.....	10
Metal Drawer Locks .....	8
Miniature "T" Lock.....	11
Parts & Accessories.....	17, 18
Showcase Lock - Double Bitted.....	10
Showcase Lock - Single Bitted .....	8
Sliding Door Lock - Single Bitted .....	9
Sliding Door Lock - Tubular Gem Series .....	14
Switch Lock - Single Bitted .....	9
Switch Lock - Tubular Gem Series .....	13
Threaded Shaft Lock - Double Bitted .....	10
Threaded Shaft Lock - Single Bitted.....	9
Threaded Shaft Lock - Tubular Gem Series.....	14
Trailer & Gate Lock.....	11
Vending Machine Locks.....	15, 16

All part numbers shown in red are available through the STOCK LOCKS program.

# Multi-Function Lock Line

## The Concept of Multi-Function:

The concept of Multi-Function is to make one bag of components available to produce many different functioning locks (up to 6 different functions in our single bitted lock bag). This enables the locksmith to carry fewer locks in inventory while still having complete stock on hand. Multi-Function bagged cam locks include our patented Wonder Washer, which allows for installation into either wood or metal without the use of a double "D" punch.

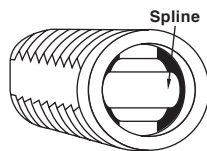
Multi-Function locks are available through several programs CompX Fort has developed. The STOCK LOCKS program provides 5 CompX Fort keyed alike and various keyed different codes, shipped in 24 hours of receipt of order. CompX Fort's Key Code program offers shipment of Multi-Function locks keyed to popular codes of other manufacturers within 3-4 weeks of receipt of order. All other key codes (Key To Order - KTO) are available within CompX Fort Lock's standard lead times.

## The Multi-Function Line:

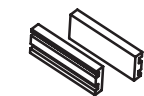
Many of our popular lock series are designed for Multi-Function usage.

- Single bitted cam lock
- Wood drawer or door lock
- Gem tubular cam lock
- Single bitted showcase lock
- Double bitted cam lock
- Double bitted showcase lock
- Gem tubular switch lock
- Metal desk drawer lock

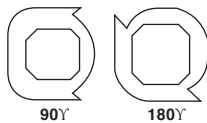
## A typical Multi-Function product.



Shell With 4 Splines



2 Spline Fillers  
To Insert In Splines  
As Required



Cam Stops



















































Wonder Washer

### LOCK PROVIDED WITH PARTS FOR SIX DIFFERENT FUNCTIONS

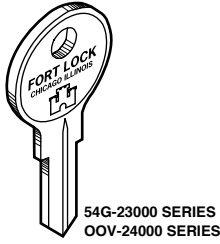
Function	Key Rotation	Key Removable at:	Parts Used	
			Cam Stop	Spline Filler Place at
1	12-3 CW	12	90° RT	3:00 & 9:00
2	12-3 CW	12, 3	90° RT	---
3	12-6 CW	12, 6	180° RT	3:00 & 9:00
4	12-9 CCW	12	90° LFT	9:00 & 3:00
5	12-9 CCW	12, 9	90° LFT	---
6	12-6 CCW	12, 6	180° LFT	9:00 & 3:00

All part numbers shown in red are available through the STOCK LOCKS program.

# Universal Keying Matrix

MANUFACTURER	KEY CODE	KEY PROFILE	KEY BLANK	MULTIFUNCTION UNIVERSAL LOCK	
				23000	24000
ALL LOCK	SEARS 4001-4050		54C		■
	SEARS 4001-4050		54C		■
	SEARS 4201-4250		54C		■
	4001-4050		54C		■
	4001-4050		54C		■
	4201-4250		54C		■
	4201-4225		54C		■
	PK502-999 (SWITCHLOCK)		54C		■
	PK502-999		54G	■	
	AMXXX-CODES		54G	■	
CCL	FAB24		54G	■	
	AUE1-700		OOV		■
	CAT1-200		SOOV		■
CHICAGO	LL226-LL275		54A	■	
	W1000-W1050 (EVEN #)		54A	■	
	SEARS W1000-W1050 (EVEN #)		54A	■	
	LL61-LL139		54A	■	
	SEARS LL61-LL139		54A	■	
	W1000-W1049 (ODD #)		54B		■
	SEARS W1000-W1049 (ODD #)		54B		■
	LL331		54G	■	
	1250-1499		54G	■	
	LLMK		54E	■	
ESP	ALXXX-CODES		54G	■	
	ES101-204		54G	■	
	SL342		54G	■	
	UC380		54G	■	
FORT LOCK	004-336		54G	■	
	F004-336		M54G	■	
	001-1000		OOV		■
	S01-336		SOOV		■
HUDSON	EL130		54C		■
	HL201-400		54G	■	
	HC714-840		54G	■	
	MM750-999		54G	■	
	HL959		54G	■	
HURD	SEARS 2001-2050		54A	■	
	LL201H-LL225H		54A	■	
	SEARS LL201H-LL225H		54A	■	
	2001-2050		54A	■	
	SEARS 2077-2099		54D	■	
	2051-2101		54D	■	
ILCO	603		54G	■	
	603		54G	■	
LORI	PB089,PB092		54C		■
	EB1-240		54G	■	
NATIONAL	C001A-633A		54D	■	
	D127A		54D	■	

All part numbers shown in red are available through the STOCK LOCKS program.



**Single Bitted Cam Locks with Universal Keyway**  
 23000 Series Locks  
 24000 Series Locks



**MULTI-FUNCTION**

Illustration	Number	Description	Box Qty.
<b>23000 Series Cam Locks</b>		KD, KA 217, 221, 224, 237, 238	

**Stainless Steel Finish**

	<b>MFW 23038</b>	Stainless Steel 7/16" 'A' Dimension	25
	<b>MFW 23058</b>	Stainless Steel 5/8" 'A' Dimension	25
	<b>MFW 23078</b>	Stainless Steel 7/8" 'A' Dimension	25
	<b>MFW 23118</b>	Stainless Steel 1-1/8" 'A' Dimension	25
	<b>MFW 23138</b>	Stainless Steel 1-3/8" 'A' Dimension	25
	<b>MFW 23168</b>	Stainless Steel 1-3/4" 'A' Dimension	25

**Brass Finish**

	<b>MFW 23038B</b>	Brass 7/16" 'A' Dimension	25
	<b>MFW 23058B</b>	Brass 5/8" 'A' Dimension	25
	<b>MFW 23078B</b>	Brass 7/8" 'A' Dimension	25
	<b>MFW 23118B</b>	Brass 1-1/8" 'A' Dimension	25
	<b>MFW 23138B</b>	Brass 1-3/8" 'A' Dimension	25
	<b>MFW 23168B</b>	Brass 1-3/4" 'A' Dimension	25

**24000 Series Cam Locks**

KD, KA Cat15, Cat30, Cat45, Cat60

**Stainless Steel Finish**

**(NON-STOCK)**

	<b>MFW 24038</b>	Stainless Steel 7/16" 'A' Dimension	
	<b>MFW 24058</b>	Stainless Steel 5/8" 'A' Dimension	
	<b>MFW 24078</b>	Stainless Steel 7/8" 'A' Dimension	
	<b>MFW 24118</b>	Stainless Steel 1-1/8" 'A' Dimension	
	<b>MFW 24138</b>	Stainless Steel 1-3/8" 'A' Dimension	
	<b>MFW 24168</b>	Stainless Steel 1-3/4" 'A' Dimension	

**Brass Finish**

**(NON-STOCK)**

	<b>MFW 24038B</b>	Brass 7/16" 'A' Dimension	
	<b>MFW 24058B</b>	Brass 5/8" 'A' Dimension	
	<b>MFW 24078B</b>	Brass 7/8" 'A' Dimension	
	<b>MFW 24118B</b>	Brass 1-1/8" 'A' Dimension	
	<b>MFW 24138B</b>	Brass 1-3/8" 'A' Dimension	
	<b>MFW 24168B</b>	Brass 1-3/4" 'A' Dimension	

All part numbers shown in red are available through the STOCK LOCKS program.



54G-23000 SERIES  
OOV-24000 SERIES

## Single Bitted Drawer Locks with Universal Keyway

23000 Series Locks  
24000 Series Locks

**MULTI-FUNCTION**

**STOCK  
LOCKS**

Illustration	Number	Description	Box Qty.
<b>23000 Series Wood Drawer Locks</b>		<b>KD, KA217</b>	

### Stainless Steel Finish

	Key Pull at 12:00 & 3:00		
	<b>MFW 23006</b>	Stainless Stl. 3/4" Spring Latch & Deadbolt Function	25
	<b>MFW 23007</b>	Stainless Stl. 7/8" Spring Latch & Deadbolt Function	25
	<b>MFW 23008</b>	Stainless Stl. 1-1/8" Spring Latch & Deadbolt Function	25

### Brass Finish

	Key Pull at 12:00 & 3:00		
	<b>MFW 23006B</b>	Brass 3/4" Spring Latch & Deadbolt Function	25
	<b>MFW 23007B</b>	Brass 7/8" Spring Latch & Deadbolt Function	25
	<b>MFW 23008B</b>	Brass 1-1/8" Spring Latch & Deadbolt Function	25

<b>24000 Series Wood Drawer Locks</b>		<b>KD, KA Cat15, Cat30, Cat45, Cat60</b>
---------------------------------------	--	--

### Stainless Steel Finish

**(NON-STOCK)**

	Key Pull at 12:00 & 3:00		
	MFW 24006	Stainless Steel 3/4" Spring Latch & Deadbolt Function	
	MFW 24007	Stainless Steel 7/8" Spring Latch & Deadbolt Function	
	MFW 24008	Stainless Steel 1-1/8" Spring Latch & Deadbolt Function	

### Brass Finish

**(NON-STOCK)**

	Key Pull at 12:00 & 3:00		
	MFW 24006B	Brass 3/4" Spring Latch & Deadbolt Function	
	MFW 24007B	Brass 7/8" Spring Latch & Deadbolt Function	
	MFW 24008B	Brass 1-1/8" Spring Latch & Deadbolt Function	

All part numbers shown in red are available through the STOCK LOCKS program.



## Single Bitted Drawer & Showcase Locks with Universal Keyway

**STOCK LOCKS**

23000 Series Locks - Key Codes Shown Below (54G Keyway)

24000 Series Locks - Key Codes - CAT 15, 30, 45, 60 (OOV Keyway)

**MULTI-FUNCTION**

Illustration	Number	Description	Box Qty.
<b>Metal Drawer Lock - Stainless Steel Finish</b>		<b>KD, KA 217, 221, 224, 237, 238</b>	
	<ul style="list-style-type: none"> <li>• Multi-function</li> </ul>		
	<p><b>MFW 23010</b></p>	<p>2 Bolt Throw Heights            Bolt Notched for Assembled Installation            90° Key Turn to Open            Key Removable Locked or Unlocked            Removable Cylinder for Rekeying            'A' Dimension 21/32" (Other Dimensions Below)</p>	25
<b>Metal Drawer Locks - Brass Finish</b>		<b>KD, KA 217, 221, 224, 237, 238</b>	
	<ul style="list-style-type: none"> <li>• Multi-function</li> </ul>		
	<p><b>MFW 23010B (NON-STOCK)</b></p>		
<b>Metal Drawer Lock - Spring Latch - Stainless Steel</b>		<b>KD, KA 217, 221, 224, 237, 238</b>	
	<ul style="list-style-type: none"> <li>• Multi-function</li> </ul>		
	<p><b>D 23011 (NON-STOCK)</b></p>	<p>Slam Latch Action            90° Key Turn to Open            Key Removable at 12:00 &amp; 3:00            Removable Cylinder for Rekeying            'A' Dimension 21/32"</p>	
<b>Showcase Lock - Wood/Glass - Nickel Finish</b>		<b>KD, KA 217, 221, 224, 237, 238</b>	
	<ul style="list-style-type: none"> <li>• Multi-function</li> </ul>		
	<p><b>MFWSG 23000</b></p>	<p>2 One-Way Bars, Wood &amp; Glass            90° Key Turn to Open            Key Removable at 12:00            Removable Cylinder for Rekeying            Anti-Spread Housing</p>	10

All part numbers shown in red are available through the STOCK LOCKS program.





## Single Bitted Door, Switch, & Threaded Shaft Locks with Universal Keyway

### 23000 Series Locks

**STOCK  
LOCKS**

Illustration	Number	Description	Box Qty.
<b>Sliding Door Lock - Nickel Finish</b>		<b>KD, KA 217, 221, 224, 237, 238</b>	
	<b>SD 990</b>	Plunger Action, Wood Door Lock 23000 Series Keyway 'A' Dimension, 1-1/32" 15/32" Bolt Throw Key Pull at 12:00 only in unlocked position (3:00) Turn key back to 12:00 to remove key, then push plug in to lock	25
<b>Switch Lock - Maintaining - Nickel Finish</b>		<b>KD, KA 217, 221, 224, 237, 238</b>	
	<b>SW2-3118AD</b>	23000 Series Keyway 'A' Dimension, 1-1/8" Lead Length 10" 2 Key Pulls at 12:00 & 3:00 Maintains Contact at 3:00, Open at 12:00 7 Amps - 110VAC (Resistive Load)	10
<b>Switch Lock - Momentary - Nickel Finish</b>		<b>KD, KA 217, 221, 224, 237, 238</b>	
	<b>SW20-3118MC</b>	23000 Series Keyway 'A' Dimension, 1-1/8", Lead Length 10" 1 Key Pull at 12:00 Only Momentary Contact at 3:00, springs back to 12:00 7 Amps - 110VAC (Resistive Load)	10
<b>Threaded Shaft Lock - Stainless Steel Finish</b>		<b>KD, KA 217, 221, 224, 237, 238</b>	
	(NON-STOCK)		
	Universal Keyway - 23000 Series Threaded Shaft Lock 'A' Dimension 8", 'B' Dimension - 7/8"		
	TS 23078BD	2 Key Pulls at 12:00 and 6:00	
TS 23078U	4 Key Pulls at 12:00, 3:00, 6:00 and 9:00		
Note: Prices based on 'A' Dimension of 8". Add \$1.00 to list for longer lengths.			

All part numbers shown in red are available through the STOCK LOCKS program.



## Double Bitted High Security Locks

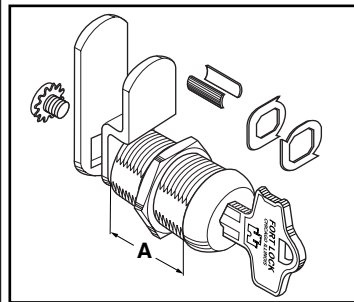
29000 Series - 5 Tumbler Locks

16000 Series - 10 Tumbler Locks

**STOCK  
LOCKS**

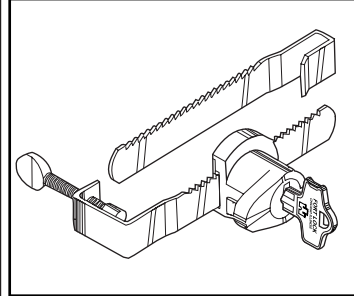
**MULTI-FUNCTION**

Illustration	Number	Description	Box Qty.
<b>Cam Locks - Stainless Steel</b>		<b>KD, KA D3012, D3045, D3059, D3085, D3165</b>	



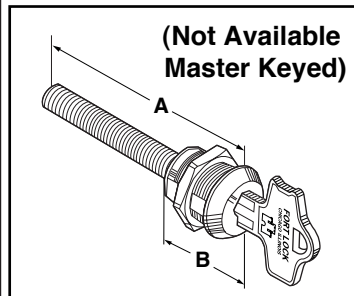
• Multi-function (Not Available Master Keyed)			
MFW 29058	5/8" 'A' Dimension - 5 Tumbler		25
MFW 29078	7/8" 'A' Dimension - 5 Tumbler		25
MFW 29118	1-1/8" 'A' Dimension - 5 Tumbler		25
MFW 29138	1-3/8" 'A' Dimension - 5 Tumbler		25

<b>Wood/Glass Showcase Lock - Nickel Plated</b>		<b>KD, KA D3012, D3045, D3059, D3085, D3165</b>	
---	--	---	--



• Multi-function (Not Available Master Keyed)			
MFWSG 29000	2 One-Way Bars, Wood & Glass Removable cylinder for Rekeying Anti-Spread Housing		10

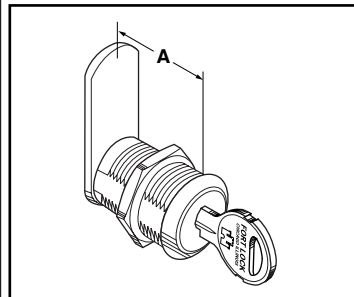
<b>Threaded Shaft Locks - Stainless Steel</b>		<b>KD, KA D3012, D3045, D3059, D3085, D3165</b>	
---	--	---	--



(Not Available Master Keyed)			
TS 29078BD (NON-STOCK)	29000 Series Lock 'A' Dimension 8", 'B' Dimension 7/8" 2 Key Pulls at 12 and 6		
TS 29078U (NON-STOCK)	29000 Series Lock 'A' Dimension 8", 'B' Dimension 7/8" 4 Key Pulls at 12, 3, 6 and 9		

Note: Prices based on 'A' Dimension of 8". Add \$1.00 to list for longer lengths.

<b>16000 Series Maxi Cam Locks - Nickel Plated</b>		<b>287 KD, KA 16124, 16272, 16119, 16219, 16219</b>	
--	--	---	--



(NON-STOCK) Without Cam - Must Specify Cam			
16058	5/8" 'A' Dimension	10 Tumbler Locks Key Pull at 12:00 Mounting Hole Size 3/4" DIA. X 11/16" DD Flats	
16078	7/8" 'A' Dimension		
16118	1-1/8" 'A' Dimension		
16138	1-3/8" 'A' Dimension		
Normal lead time for this product 4 weeks.			

All part numbers shown in red are available through the STOCK LOCKS program.



**Special Purpose Locks**  
Trailer & Gate Lock  
Miniature 'T' Cam Lock

**STOCK  
LOCKS**

**MULTI-FUNCTION**

Illustration	Number	Description	Box Qty.
<b>Trailer &amp; Gate Lock</b>		<b>670 KD, KA 1339</b>	
	<b>TL-37</b>	5000 Series Double Bitted, 6 Tumbler, Key Retaining, Solid Die Cast Construction, Key Blank 750 90° Key Rotation Key Retained in Unlocked Position	25
<b>Miniature 'T' Lock - Multifunction</b>		<b>125 KD, KA K001, K002, K024</b>	
	<b>1T-058</b>	Miniature Lock-For Glass & Plastic Doors 'A' Dimension, 11/16" Straight and 1/16" Offset Cams Mounting Hole 15/32" DIA X 27/64" DD Flats 90° Key Rotation Key Removable at 12:00 and 3:00	25

**CompX**  
**FORT**

All part numbers shown in red are available through the STOCK LOCKS program.





Typical Thumb Turn


## Thumb Turn Locks Cam Lock Accessory Kit

**STOCK  
LOCKS**

**MULTI-FUNCTION**

Illustration	Number	Description	Box Qty.																		
<b>Thumb Turn Cam Lock</b>																					
	<b>MFW TT058</b>	5/8" 'A' Dimension	25																		
	<b>MFW TT078</b>	7/8" 'A' Dimension	25																		
		Standard thumb turn cam lock provided with our Multi-Function packaging, which includes a straight cam, offset cam, wonder washer, and hex nut.																			
<b>Locking Thumb Turn Cam Lock</b>		<b>KD, KA, K055, K078, K026</b>																			
	<b>MFW LT078</b>	7/8" 'A' Dimension	25																		
		A unique thumb turn cam lock with a key lock. Available KA & KD. Multi-Function packaging, which includes a straight cam, offset cam, wonder washer, and hex nut.  Key can be removed in locked or unlocked position.																			
<b>Heavy Duty Thumb Turn Cam Lock</b>																					
<p>* Padlock</p>	<b>MFW PLTT078</b>	A heavy duty thumb turn cam lock, which is locked with a padlock. Ideal for industrial applications. Multi-Function packaging, offering straight cam, offset cam, wonder washer, and hex nut. Maximum Shackle Diameter 1/4" 'A' Dimension, 7/8"	25																		
		* Padlock not included.																			
<b>Cam Lock Accessory Kit</b>																					
	<b>AK-100</b>	<p>Our accessory kit contains 18 separate items, conveniently packed in a heavy duty plastic case. The kit is designed to provide the most commonly used parts, along with many hard to find items. Our kit provides most parts needed for any field changes. The kit contains 5 each of the following:</p> <table border="0"> <tr> <td>CL1 Clips</td> <td>Ball &amp; Spring Detent</td> <td>DC-1 Dust Cap</td> </tr> <tr> <td>AP1 Anchor Plate</td> <td>C1 Collar</td> <td>Plug Removal Tool</td> </tr> <tr> <td>3 Point Locking Cam</td> <td>AW1 Spur Washer</td> <td>S4 4-40 Screw</td> </tr> <tr> <td>CA1 Cam Adaptor</td> <td>201 Hook Cam</td> <td>BF1 814 Bent Cam</td> </tr> <tr> <td>BF1418 Bent Cam</td> <td>SF4000 Straight Cam</td> <td>Doubled Ended Cam</td> </tr> <tr> <td>SF1200 Straight Cam</td> <td>OF2408 Offset Cam</td> <td>OF2414 Offset Cam</td> </tr> </table>		CL1 Clips	Ball & Spring Detent	DC-1 Dust Cap	AP1 Anchor Plate	C1 Collar	Plug Removal Tool	3 Point Locking Cam	AW1 Spur Washer	S4 4-40 Screw	CA1 Cam Adaptor	201 Hook Cam	BF1 814 Bent Cam	BF1418 Bent Cam	SF4000 Straight Cam	Doubled Ended Cam	SF1200 Straight Cam	OF2408 Offset Cam	OF2414 Offset Cam
CL1 Clips	Ball & Spring Detent	DC-1 Dust Cap																			
AP1 Anchor Plate	C1 Collar	Plug Removal Tool																			
3 Point Locking Cam	AW1 Spur Washer	S4 4-40 Screw																			
CA1 Cam Adaptor	201 Hook Cam	BF1 814 Bent Cam																			
BF1418 Bent Cam	SF4000 Straight Cam	Doubled Ended Cam																			
SF1200 Straight Cam	OF2408 Offset Cam	OF2414 Offset Cam																			

All part numbers shown in red are available through the **STOCK LOCKS** program.



## High Security Tubular Key Locks

### GEM 1000 Series Locks


#### 7 Pin Tumbler

**STOCK  
LOCKS**

**MULTI-FUNCTION**

Illustration	Number	Description	Box Qty.																
<b>Cam Locks - Nickel Plated</b>		<b>KD, KA 27379, 27380, 27381, 27382, 27383, 27384, 27385</b>																	
	• Multi-function																		
	MFW1038	1/2" 'A' Dimension	25																
	MFW1058	23/32" 'A' Dimension	25																
	MFW1078	15/16" 'A' Dimension	25																
	MFW1118	1- 5/32" 'A' Dimension	25																
	MFW1148	1-1/2" 'A' Dimension (Not Available Master Keyed)																	
<b>Switch Lock - Momentary &amp; Maintaining - Nickel</b>		<b>KD, KA 27379, 27380, 27381, 27382, 27383</b>																	
	• Multi-function																		
	MFSW3-1138	Rekeyable Switch Lock - UL Rated Maintaining & Momentary Contact, Single Pole, Double Throw Switch, 125/250VAC 7A (Resistive Load) Lead Length 10" 'A' Dimension 1-3/8"	<table border="1"> <thead> <tr> <th colspan="4">Parts Provided For:</th> </tr> <tr> <th>Function</th> <th>Turn</th> <th>Key Removable</th> <th>Function</th> </tr> </thead> <tbody> <tr> <td>1</td> <td>90° CW</td> <td>12 &amp; 3</td> <td>Maintained</td> </tr> <tr> <td>2</td> <td>90° CW</td> <td>12</td> <td>Momentary Spring Back</td> </tr> </tbody> </table>	Parts Provided For:				Function	Turn	Key Removable	Function	1	90° CW	12 & 3	Maintained	2	90° CW	12	Momentary Spring Back
Parts Provided For:																			
Function	Turn	Key Removable	Function																
1	90° CW	12 & 3	Maintained																
2	90° CW	12	Momentary Spring Back																
<b>Switch Lock - Maintaining - Nickel Plated</b>		<b>KD, KA 27379, 27380, 27381, 27382, 27383</b>																	
	SW2-1138AD	Maintains Contact at 3:00 Single Pole, Single Throw Switch 110-120VAC, 7 Amps (Resistive Load) Key Removable At 12:00 & 3:00 'A' Dimension, 1-3/8" Lead Length 10"	10																
<b>Switch Lock - Momentary - Nickel Plated</b>		<b>KD, KA 27379, 27380, 27381, 27382, 27383</b>																	
	SW20-1138MC	Momentary Contact, Single Pole, Single Throw Switch 110-120VAC, 7 Amps (Resistive Load) Operation: 90° CW Turn Contacts Closed - Spring Back to 12:00, Key Removable 'A' Dimension, 1-3/8" Lead Length 10"	10																

All part numbers shown in red are available through the STOCK LOCKS program.

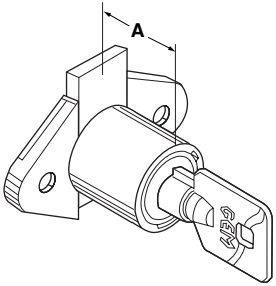
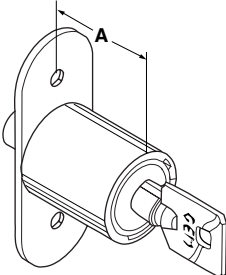
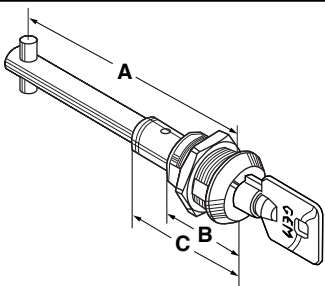
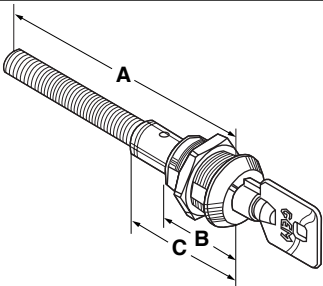


## High Security Tubular Key Locks

### GEM 1000 Series Locks


#### 7 Pin Tumbler

**STOCK  
LOCKS**

Illustration	Number	Description	Box Qty.
<b>Wood Drawer Lock - Chrome Finish</b>		<b>KD, KA 27379, 27380</b>	
	<b>DR 1008</b>	3/8" Bolt Throw Key Pulls at 12:00 & 6:00 180° Key Turn to Open 'A' Dimension 7/8"	25
<b>Sliding Door Lock - Chrome Finish</b>		<b>KD, KA 27379, 27380</b>	
	<b>SD 1990</b>	Plunger Action Wood Door Lock 15/32" Bolt Throw 90° Key Turn - Plunger Slides Out To Lock 'A' Dimension, 1-1/32" Key Pull at 12:00 only in unlocked position (3:00) Turn key back to 12:00 to remove key, then push plug in to lock	25
<b>Plain Shaft Lock with Bayonette Locking - Nickel</b>		<b>KD, KA 27379, 27380, 27381, 27382, 27383</b>	
	<b>PS 1058 AD (NON-STOCK)</b>	'A' Dimension, 8" 'B' Dimension, 5/8" 'C' Dimension, 1-1/2" 90° Key Turn Key Pulls at 12:00 & 3:00	
Note: Price based on 'A' Dimension of 8", for other length add \$2.00 to list.			
<b>Threaded Shaft Lock - Nickel Finish</b>		<b>KD, KA 27379, 27380, 27381</b>	
	<b>TS 1058BD</b>	'A' Dimension, 8", 'B' Dimension, 5/8", 'C' Dimension, 1-1/2" 2 Key Pulls at 12 and 6	10
	<b>TS 1058U</b>	'A' Dimension, 8", 'B' Dimension, 5/8", 'C' Dimension, 1-1/2" 4 Key Pulls at 12, 3, 6 and 9	10
Note: Prices based on 'A' Dimension of 8" Add \$1.00 to list for longer lengths.			

All part numbers shown in red are available through the STOCK LOCKS program.





**Vending Machine Locks**  
**High Security Tubular Key Locks**  
 GEM 1000 Series Locks  
 7 Pin Tumbler



Illustration	Number	Description	Box Qty.
<b>Inner Cylinder - Nickel Finish</b>		KD, KA 27379, 27380, 27381, 27382, 27383, 27384, 27385	

	<b>YPT 1010</b>	Inner Cylinder for POP-OUT T Handles Meets NAMA Standards 'A' Dimension, 59/64"	10
--	-----------------	---	----

<b>POP-OUT T Handle Small - Chrome Finish</b>		KD, KA 27379, 27380, 27381, 27382, 27383	
---	--	--	--

	<b>(NON-STOCK) Short Bodied T Handle</b>		
	PT 1015	Cam Operated Handle, Supplied with Inner Cylinder, Cam Not Included	
	PT 5	Cam Operated Handle, Inner Cylinder Not Included, Cam Not Included (See Below)	
	See Standard Cams Shown Below		

<b>POP-OUT T Handle - Chrome Finish</b>		KD, KA 27379, 27380, 27381, 27382, 27383	
---	--	--	--

	<b>(NON-STOCK) Long Bodied T Handle</b>		
	PT 1013	Cam Operated Handle, Supplied with Inner Cylinder, Cam Not Included	
	PT 13	Cam Operated Handle, Inner Cylinder Not Included, Cam Not Included	
	See Standard Cams Shown Below		


<b>POP-OUT T Handle - Chrome Finish</b>		KD, KA 27379, 27380, 27381, 27382, 27383	
---	--	--	--

	<b>(NON-STOCK) Long Bodied T Handle w/Threaded Shaft</b>		
	PT 1012	Threaded Shaft Operated Handle, Supplied with Inner Cylinder	
	PT 12	Threaded Shaft Operated Handle, Inner Cylinder Not Included	
	See Standard Cams Shown Below		

<b>Cams For Pop-Out T Handles Shown Above</b>		T Handles PT1015, PT5, PT1013, PT13 (NON-STOCK)	
---	--	---	--

			ST-34	
			ST-32	
			TT-23	

All part numbers shown in red are available through the STOCK LOCKS program.



## High Security Pin Tumbler Tubular Key Locks

GEMATIC Series - 8 Pin Tumbler Changeable Combination Locks  
8 Different Combinations in One Lock

**MULTI-FUNCTION**

Illustration	Number	Description	Box Qty.
<b>GEMATIC Cam Locks - Nickel Finish</b>		(NON-STOCK)	

	8 Built-in Key Changes - See Below For Key Sets		
	8GS-N1058	23/32" 'A' Dimension, Less Keys	
	8GS-N1078	15/16" 'A' Dimension, Less Keys	
	8GS-N1118	1- 5/32" 'A' Dimension, Less Keys	
	8GS-N1148	1-1/2" 'A' Dimension, Less Keys	
Normal lead time for this product 4-5 weeks.			

<b>GEMATIC Inner Cylinder - Nickel Finish</b>		(NON-STOCK)	
---	--	-------------	--

	8 Built-in Key Changes - See Below For Key Sets		
	8GS-YPT1010	Gematic Inner Cylinder - Less Keys For POP-OUT T Handles 'A' Dimension 59/64" See Below For Key Sets	
	Normal lead time for this product 4-5 weeks.		

<b>GEMATIC Change Keys - Nickel Finish</b>		(NON-STOCK)	
--	--	-------------	--

	Set of 9 for Gematic Locks		
	Key Set-8GS	Key Sets For Gematic Inner Cylinders & Cam Locks 1 Control Key (To Change Combinations) 8 Change Keys (Lock Operating Keys)	1 Set
	Normal lead time for this product 3 weeks.		



All part numbers shown in red are available through the STOCK LOCKS program.

# Parts & Accessory Hardware

Use Only Original Fort Lock Parts & Accessories



Illustration	Number	Description	Box Qty.
		<b>All part numbers in black on this page are NON-STOCK.</b>	
<p>Anchor Washers AW1 &amp; AW2    AW3    WW1</p>	AP1	ANCHOR PLATE, .630 FLATS	25
	AP2	ANCHOR PLATE, .685 FLATS	
<p>Metal Dust Cover DC1</p>	AW1	ANCHOR WASHER WOOD, .630 FLATS, ID .750	25
	AW2	ANCHOR WASHER WOOD, .685 FLATS, ID .750	
	AW3	ANCHOR WASHER METAL, .650 FLATS, ID .750	25
<p>Collar C2</p>	WW1	WONDER WASHER, .630 - .635 FLATS (FOR METAL & WOOD)	25
	C1	COLLAR, 3/32" HEIGHT, 1-1/32" O.D.	25
	C2	COLLAR, 3/16" HEIGHT, 1-1/16" O.D.	25
<p>Anchor Plate AP1</p>	DC1	METAL DUST COVER	25
	FC1	SPACER COLLAR, 1/16" THICKNESS	
	FC2	SPACER COLLAR, 3/32" THICKNESS	
<p>Collar C2</p>	FC3	SPACER COLLAR, 1/8" THICKNESS	
	FC4	SPACER COLLAR, 5/32" THICKNESS	
	FC5	SPACER COLLAR, 3/16" THICKNESS	
<p>Hex Nut N1</p>	FC6	SPACER COLLAR, 7/32" THICKNESS	
	FC7	SPACER COLLAR, 1/4" THICKNESS	
	FC8	SPACER COLLAR, 9/32" THICKNESS	
<p>Sems Screws S8</p>	FC9	SPACER COLLAR, 5/16" THICKNESS	
	FC10	SPACER COLLAR, 3/8" THICKNESS	
	FC11	SPACER COLLAR, 7/16" THICKNESS	
<p>Hex Nut N5</p>	FC12	SPACER COLLAR, 1/2" THICKNESS	
	N1	HEX NUT, 3/4" X 24 TPI	
	N5	HEX NUT, 9/32" X 28 TPI	
<p>Protective Collar PC1, 2, 3, 4, 5</p>	N6	HEX NUT, 5/16" X 24 TPI	
	PC1	PROTECTIVE COLLAR, 13/32" HEIGHT A .094 B .400 C 1.250	
	PC2	PROTECTIVE COLLAR, 1/4" HEIGHT A .062 B .250 C 1.187	25
<p>Star Lock Washer External SPW4</p>	PC4	PROTECTIVE COLLAR, 17/32" HEIGHT A .342 B .532 C 1.250	
	PC5	PROTECTIVE COLLAR, 5/8" HEIGHT 1-3/8" O.D. A .050 B .6250 C 1.375	
	S8	SEMS SCREW, 1/4X20TPI	
<p>Spacer Collar FC7</p>	SPW1	STAR LOCK WASHER INTERNAL, 3/4" HOLE	
	SPW2	STAR LOCK WASHER INTERNAL, 5/16" HOLE	
	SPW3	STAR LOCK WASHER INTERNAL, 9/32" HOLE	
<p>Washer W3</p>	SPW4	STAR LOCK WASHER EXTERNAL, 5/16" HOLE	
	SPW5	STAR LOCK WASHER INTERNAL, 1/4" HOLE	
	W2	WASHER, 3/32" THICKNESS, 1-1/16" O.D.	
<p>Star Lock Washer Internal SPW1</p>	W3	WASHER, 1/16" THICKNESS, 1" O.D.	
	W15	WASHER, 2" O.D. 7/8" I.D. (EXT. SLEEVE COMPONENT)	
	W16	WASHER .640 FLATS (EXT. SLEEVE COMPONENT)	


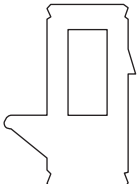
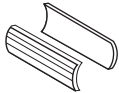




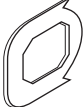

All part numbers shown in red are available through the STOCK LOCKS program.



# Parts & Rekeying Hardware

Rekey Locks with Original FORT Replacement Parts



Illustration	Number	Description	Box Qty.
<b>Rekeying Kits</b>			
 <p>Rekey Kit RKK-190</p>	<b>RKK 190</b>	Universal Wafer Kit for 29000 Series	1
	<b>RKK 130</b>	Universal Wafer Kit for 23000, 24000 Series	1
	<b>RKK 130M</b>	23000 Series Master Wafer Kit	1
	<b>RKK 110</b>	1000 Series GEM Pin Kit	1
	All part numbers in black on this page are NON-STOCK.		
	<b>RKK 1GO</b>	1000 Series GEMATIC Pin Kit	
<b>Wafers and Pins</b>			
 <p>Universal Wafer</p>	<b>DT 23000</b>	23000 Series Disc Tumblers #1 Thru #6	100
	<b>DT 29000</b>	29000 Series Disc Tumblers #1, #3 & #5	
	<b>PT 1000</b>	1000 Series Pin Tumblers	100
	<b>DPT 1000</b>	1000 Series Driver Pins #0 Thru #6	
<b>Springs</b>			
 <p>Spline Fillers SF-1</p>	<b>TS 1</b>	1000, 23000 Series Tumbler Springs	
	<b>TS 9</b>	29000 Series Tumbler Springs	
<b>Springs</b>			
 <p>Springs TS 1 TS 9</p>	<b>TS 1</b>	1000, 23000 Series Tumbler Springs	
	<b>TS 9</b>	29000 Series Tumbler Springs	
<b>Spline Fillers, Cam Adapters &amp; Retaining Pin</b>			
 <p>Removeable Retaining Pin RPP-1</p>	<b>SF-1</b>	23000, 24000, 29000 Series Spline Fillers	
	<b>CA-1</b>	23000 Series Cam Adapter - Flat to Tubular	100
	<b>RPP-1</b>	1000 Series Removeable Retaining Pin	
<b>Cam Stops</b>			
 <p>Cam Adapter CA-1</p>	<b>CA 901</b>	Cam Stop 90° 1000 Series	
	<b>CA 1801</b>	Cam Stop 180° 1000 Series	
 <p>Cam Stop CA903</p>	<b>CA 903</b>	Cam Stop 90° 23000, 24000, 29000 Series	
	<b>CA 1803</b>	Cam Stop 180° 23000, 24000, 29000 Series	
 <p>Cam Stop CA901</p>	<b>CA 908</b>	Cam Stop 90° 5000 Series	
	<b>CA 1808</b>	Cam Stop 180° 5000 Series	
<b>Retaining Clip</b>			
 <p>Retaining Clip CL 1</p>	<b>CL 1</b>	Retaining Clip (Standard)	25

All part numbers shown in red are available through the STOCK LOCKS program.

# Locksmith Accessories & Standard Cams



Use Only Original Fort Lock Parts & Accessories

Illustration	All part numbers in black on this page are NON-STOCK.			
	Standard Cams			
<p><b>Straight</b></p> <p><b>Bent</b></p> <p><b>Offset</b></p> <p><b>Hook</b></p>	Purchased Separately from Locks			
	Flat Lock	Gem Lock	Description	Box Qty.
	SF 1100		<b>Straight</b> A = 11/16"	25
	SF 1200		A = 3/4"	25
	SF 1400		A = 7/8"	25
	SF 1600	SG 1600	A = 1"	25
	SF 1800	SG 1800	A = 1-1/8"	25
	SF 2000	SG 2000	A = 1-1/4"	25
	SF 2400	SG 2400	A = 1-1/2"	25
	SF 2800	SG 2800	A = 1-3/4"	25
	SF 3200	SG 3200	A = 2"	25
	SF 4000		A = 2-1/2"	25
	BF 1416	BG 1416	<b>Bent</b> A = 7/8", C = 1/2"	
	BF 1420	BG 1420	A = 7/8", C = 5/8"	
	BF 1424	BG 1424	A = 7/8", C = 3/4"	
	BF 1816	BG 1816	A = 1-1/8", C = 1/2"	25
	BF 1820	BG 1820	A = 1-1/8", C = 5/8"	
	BF 1824	BG 1824	A = 1-1/8", C = 3/4"	
	OF 1808	OG 1808	<b>Offset</b> A = 1-1/8", B = 1/2", C = 1/4"	25
	OF 1814	OG 1814	A = 1-1/8", B = 1/2", C = 7/16"	
	OF 2208	OG 2208	A = 1-3/8", B = 1/2", C = 1/4"	
	OF 2212		A = 1-3/8", B = 1/2", C = 3/8"	
	OF 2214	OG 2214	A = 1-3/8", B = 1/2", C = 7/16"	
	OF 2222		A = 1-3/8", B = 1/2", C = 11/16"	25
	OF 2408		A = 1-1/2", B = 1/2", C = 1/4"	25
	OF 2608	OG 2608	<b>Hook</b> A = 1-5/8", B = 1/2", C = 1/4"	25
	201		See page 24 for Dimensions	25
	A 201		" "	
	A 202		" "	
	202		" "	


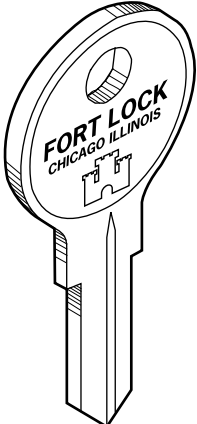
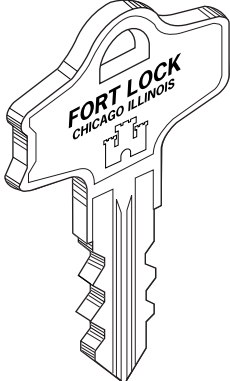
**Cam Material:** Flat Locks .109 Thick, Gem Locks .125 Thick  
**Cam Hole:** Flat Locks .349 Square, Gem Locks .285 DIA, with .216 Flats

All part numbers shown in red are available through the STOCK LOCKS program.

# Key Blanks



Use Only Original High Quality FORT Keys


Illustration	Number	Description	Box Qty.
 <p><b>K137</b></p>  <p><b>K54G</b></p>  <p><b>K757</b></p>	<b>Key Blanks</b>		
	<b>K137</b>	For 1000 Series Gem Locks	50
	<b>K140</b>	For 1000 Series Gem Master Keyed Locks	50
	<b>K147</b>	For A000 Series Apex® Locks (NON-STOCK)	
	<b>K54G</b>	For 23000 Series 4 & 5 Disc Tumbler Locks	50
	<b>KS54G</b>	For 23000 Series 4 Disc Tumbler Locks	50
	<b>KL54G</b>	For 23000 Series 6 Disc Tumbler Locks	50
	<b>KS00V</b>	For 24000 Series 5 Disc Tumbler Locks	50
	<b>K00V</b>	For 24000 Series 6 Disc Tumbler Locks	50
	<b>KM54G</b>	For 23000 Series 5 Disc Tumbler Locks, Master Keyed Locks	50
	<b>KML54G</b>	For 23000 Series 6 Disc Tumbler Locks, Master Keyed Locks	50
	<b>K750</b>	For 5000 Series 750 Keyway Locks	50
	<b>K757</b>	For 5000 Series 757 Keyway Locks	50
	<b>K84</b>	For 16000 Series Round Head Locks, Maxi Locks	50
	<b>K84M</b>	For 16000 Series Round Head Locks, Master Keyed Locks	50
	<b>K60</b>	For 7000 Series 8 Disc Tumbler Locks	50
	<b>K752</b>	For 8000 Series Locks	50
	<b>K775</b>	For 9000 Series 6 Disc Tumbler Locks	50
	<b>KS775</b>	For 9000 Series 5 Disc Tumbler Locks	50
	<b>KS900</b>	For 29000 Series 5 Disc Tumbler Locks, & Showcase Locks	50
<b>KT1</b>	For 1T Series Locks	50	
<b>KDM23</b>	For 1M Series Locks	50	

All part numbers shown in red are available through the STOCK LOCKS program.


# Key Blanks



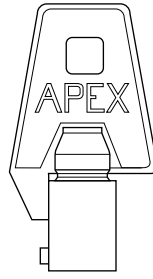
Use Only Original High Quality FORT Keys



**K137**  
Steel Barrel – 7 Pin  
1000 Series



**K140**  
1000 Series  
Master Key



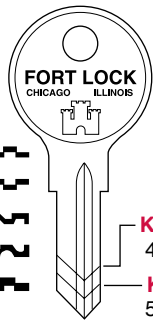
**K147**  
7 Pin  
A000 Series



**KDM23**  
5 Disc  
1M Series



**KT1**  
4 Disc  
1T Series



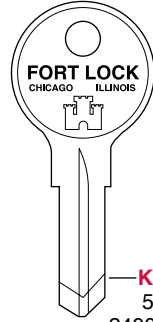
**K54A**  
**K54B**  
**K54C**  
**K54D**  
**K54E**  
**KS54G** 4 Disc  
**K54G** 5 Disc  
23000 Series

**KL54G**  
6 Disc  
23000 Series



**KMS54G** 4 Disc  
**KM54G** 5 Disc  
23000 Series

**KML54G**  
6 Disc  
23000 Series  
Master Key



**KS00V**  
5 Disc  
24000 Series

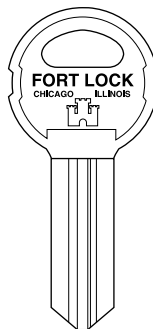
**KOOV KSOOV**  
6 Disc 5 Disc  
24000 Series



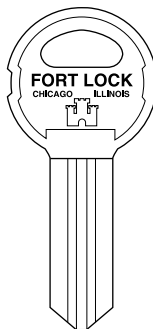
**K750**  
6 Disc  
5000 Series



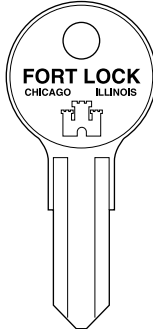
**K757**  
6 Disc  
5000 Series



**K84**  
10 Disc  
16000 Series



**K84M**  
10 Disc  
16000 Series  
Master Key



**K60**  
10 Disc  
7000 Series



**K752**  
6 Disc  
8000 Series

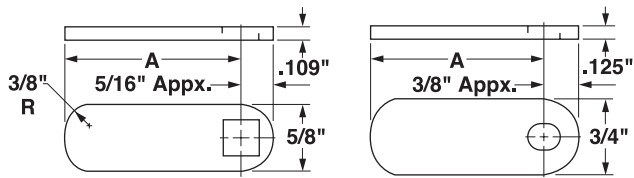


**KS900**  
5 Disc  
29000 Series

**K775 KS775**  
6 Disc 5 Disc  
9000 Series

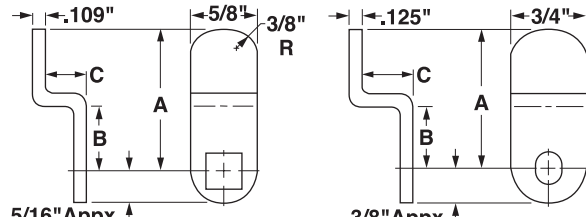
All part numbers shown in red are available through the STOCK LOCKS program.

# Customer Specified Cams



**Style SF  
Flat Key**

**Style SG  
Round Key**

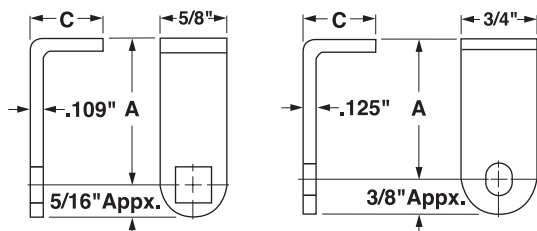


**Style OF**

**Style OG**

Catalog Number		Dimensions	Catalog Number		Dimensions
Flat Style	Gem Style	'A' Inches	Flat Style	Gem Style	'A' Inches
SF0900	SG0900	9/16	SF2100	SG2100	1-5/16
SF1000	SG1000	5/8	SF2200	SG2200	1-3/8
SF1100	SG1100	11/16	SF2300	SG2300	1-7/16
SF1200	SG1200	3/4	SF2400	SG2400	1-1/2
SF1300	SG1300	13/16	SF2600	SG2600	1-5/8
SF1400	SG1400	7/8	SF2800	SG2800	1-3/4
SF1500	SG1500	15/16	SF3000	SG3000	1-7/8
SF1600	SG1600	1	SF3200	SG3200	2
SF1700	SG1700	1-1/16	SF3400	SG3400	2-1/8
SF1800	SG1800	1-1/8	SF3600	SG3600	2-1/4
SF1900	SG1900	1-3/16	SF3800	SG3800	2-3/8
SF2000	SG2000	1-1/4	SF4000	SG4000	2-1/2

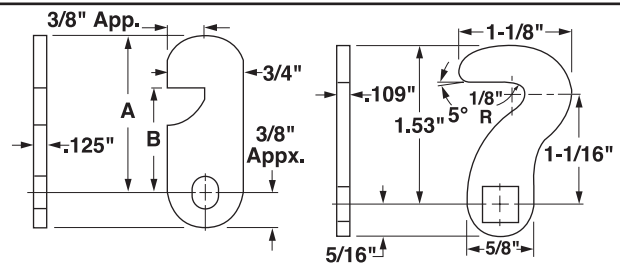
Flat Style	Gem Style	Dimensions (Inches)		
Offset	Offset	A	B	C
OF1602	OG1602	1	1/2	1/16
OF1604	OG1604	1	1/2	1/8
OF1606	OG1606	1	1/2	3/16
OF1608	OG1608	1	1/2	1/4
OF1610	OG1610	1	1/2	5/16
OF1612	OG1612	1	1/2	3/8
OF1614	OG1614	1	1/2	7/16
OF1802	OG1802	1-1/8	1/2	1/16
OF1804	OG1804	1-1/8	1/2	1/8
OF1806	OG1806	1-1/8	1/2	3/16
OF1808	OG1808	1-1/8	1/2	1/4
OF1810	OG1810	1-1/8	1/2	5/16
OF1812	OG1812	1-1/8	1/2	3/8
OF1814	OG1814	1-1/8	1/2	7/16
OF2002	OG2002	1-1/4	1/2	1/16
OF2004	OG2004	1-1/4	1/2	1/8
OF2006	OG2006	1-1/4	1/2	3/16
OF2008	OG2008	1-1/4	1/2	1/4
OF2010	OG2010	1-1/4	1/2	5/16
OF2012	OG2012	1-1/4	1/2	3/8
OF2014	OG2014	1-1/4	1/2	7/16
OF2202	OG2202	1-3/8	1/2	1/16
OF2204	OG2204	1-3/8	1/2	1/8
OF2206	OG2206	1-3/8	1/2	3/16
OF2208	OG2208	1-3/8	1/2	1/4
OF2210	OG2210	1-3/8	1/2	5/16
OF2212	OG2212	1-3/8	1/2	3/8
OF2214	OG2214	1-3/8	1/2	7/16
OF2402	OG2402	1-1/2	1/2	1/16
OF2404	OG2404	1-1/2	1/2	1/8
OF2406	OG2406	1-1/2	1/2	3/16
OF2408	OG2408	1-1/2	1/2	1/4
OF2410	OG2410	1-1/2	1/2	5/16
OF2412	OG2412	1-1/2	1/2	3/8
OF2414	OG2414	1-1/2	1/2	7/16
OF2602	OG2602	1-5/8	1/2	1/16
OF2604	OG2604	1-5/8	1/2	1/8
OF2606	OG2606	1-5/8	1/2	3/16
OF2608	OG2608	1-5/8	1/2	1/4
OF2610	OG2610	1-5/8	1/2	5/16
OF2612	OG2612	1-5/8	1/2	3/8
OF2614	OG2614	1-5/8	1/2	7/16



**Style BF  
Flat Key**

**Style BG  
Round Key**

Flat Style	Gem Style	Dimensions (Inches)	
90° Bent	90° Bent	A	C
BF1410	BG1410	7/8	5/16
BF1412	BG1412	7/8	3/8
BF1414	BG1414	7/8	7/16
BF1416	BG1416	7/8	1/2
BF1418	BG1418	7/8	9/16
BF1420	BG1420	7/8	5/8
BF1422	BG1422	7/8	11/16
BF1424	BG1424	7/8	3/4
BF1810	BG1810	1-1/8	5/16
BF1812	BG1812	1-1/8	3/8
BF1814	BG1814	1-1/8	7/16
BF1816	BG1816	1-1/8	1/2
BF1816	BG1816	1-1/8	9/16
BF1820	BG1820	1-1/8	5/8
BF1822	BG1822	1-1/8	11/16
BF1824	BG1824	1-1/8	3/4



**Style No. A202**

**Style No. 201**

Number	Dimensions
A202	A and B to be specified by customer
201	Dimensions as shown

All part numbers shown in red are available through the STOCK LOCKS program.



# CompX<sup>®</sup>

---

## FORT

### NOTES



ASSOCIATE  
MEMBER



ASSOCIATE  
MEMBER



ASSOCIATE  
MEMBER



**MAIN OFFICE - FACTORY**

PO Box 200

Mauldin, SC 29662

PH: 864-297-6655 FAX: 864-297-9987

[compX.com](http://compX.com)

**WESTERN DISTRIBUTION CENTER**

9370 Buffalo Avenue, Unit 104

Rancho Cucamonga, CA 91730

PH: 909-476-7933 FAX: 909-476-8553



Reorder #: F2644-003

October 2006

Printed in U.S.A.

COMPX NATIONAL  
REGISTERED TO ISO 9001  
CERTIFICATE NO. A 2695