Options & Accessories

Narrow Stile Surface Vertical Rod Exit Device

Order by adding suffix to Exit Device in place of hyphen or by separate model number.

MONITOR/SIGNAL SWITCH

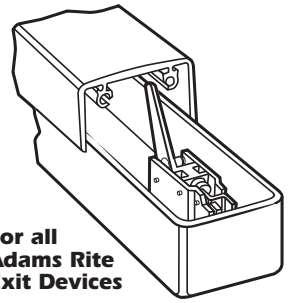

For all Adams Rite Exit Devices

M1 - Single Switch
M2 - Dual Switch

A switch in the exit device pushbar mounted on the hinge end. Switch can be used to activate signal light, horn, monitor or other devices. Most common application is to release maglock when pushbar is depressed. Switch can be wired for normally open or normally closed depending upon application. Can be retrofit in field to existing exit device. Dual switch version offers redundancy as required by some building codes or the option of operating a second signaling device.

Specify by adding "M1"or "M2" after exit device model number.

Monitor Kits for upgrading any 3000 or 8000 Series device:
91-0897-01 - Single Switch **91-0897-02 - Dual Switch**

ELECTRIC LATCH RETRACTION

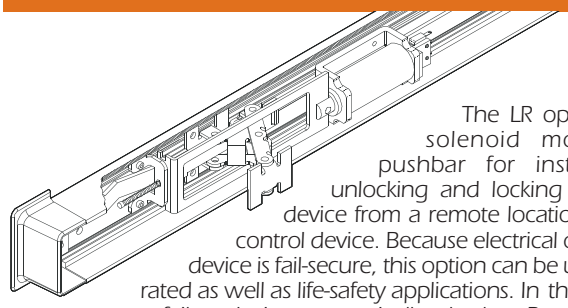

The LR option uses a solenoid mounted in pushbar for instantaneous unlocking and locking of the exit device from a remote location or access control device. Because electrical operation of device is fail-secure, this option can be used on fire-rated as well as life-safety applications. In the event of a power failure device automatically relatches. Requires the use of PS-LR Power Supply, which will power two exit devices. (Using an alternate to the PS-LR Power Supply will void warranty).

Specify by adding "LR" after exit device model number. Order PS-LR Power Supply separately.

Solenoid Specifications:
16 Amps Inrush/.5 Amps Hold
Solenoids are rated for both intermittent and continuous operation.
Also see 4612 Power Transfer.

MONITORED DUMMY PUSHBAR

8099M1 - Single Switch
8099M2 - Dual Switch
8099-00 - Dummy Only

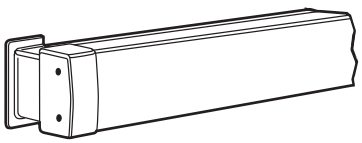

Dummy pushbar with no latch mechanism but with either a single or dual monitor/signal switch. Most common application is in conjunction with a maglock where bar is used to turn off magnet and allow exit from building. Dual switch version allows redundancy where required by code or the operation of a signal device along with maglock. Specify door type and width when ordering. Available in all exit device finishes.
The 8099-00 is also available as a non-operating dummy for doors not requiring an exit device, but where matching trim is desired. Specify door type, opening width and finish to be matched.

ALARMED EXIT DEVICE

For all Adams Rite Exit Devices

This option emits a loud alarm to notify management of unauthorized exit. Will not alter the Life-Safety characteristics of the exit device in any way. Control of the alarm is by use of a key in any standard Mortise cylinder with MS® cam to arm, disarm, delay or reset the alarm. Red letters on the bar give a "hands off" warning to deter accidental actuation.

Battery Operated Alarm
Four AA alkaline batteries power a horn to create a piercing 95 decibel noise for two minutes (or until disarmed) when pushbar is depressed. Beeps to signal need for new batteries.

Hardwired Alarm
Can be connected to external horn for louder or remote signal. Remote monitor LED light can also be wired in, as can a door position proximity switch. Also accommodates an external delay switch, such as an outside key switch or pad, to allow authorized entry. Uses rechargeable nicad batteries connected to 12-24 Volt AC or DC source. Each bar has its own battery backup system.

Minimum opening width: 36"

CYLINDER DOGGING

For all non-fire rated Adams Rite Exit Devices

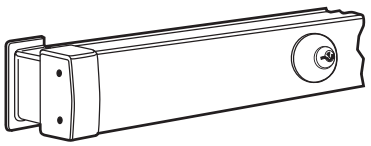

For management control of dogging. Any standard 15/16" to 1-1/8" long Mortise cylinder with MS® cam can be used in a pushbar prepared at factory with Cylinder Dogging kit. Cannot be used with Alarm, EL or LR options.

Specify by adding "C" after exit device model number.

ELECTRIC DOGGING

For all Adams Rite Exit Devices

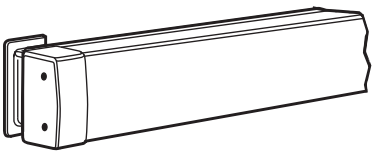

The "ED" option uses a holding magnet to keep the pushbar depressed (set manually) and the latch retracted. This gives a lower profile exit device, resulting in less damage and quieter operation. All "ED" devices include an internal microswitch that signals when the bar is held in the depressed position, ideal for automatic door operators. On fire-rated devices, it must be wired through the fire alarm system. All devices operate at 24VDC,drawing .6 amp, allowing them to operate with a simple transformer and rectifier.
Note: Not to be used as access control element. Specify "LR" with access control devices such as card reader or keypads.

Specify by adding "ED" after exit device model number (ex. 8611ED36).

 ©2004 ADAMS RITE MANUFACTURING CO.▪ PRINTED IN U.S.A. ▪ REV 09/2004