



# Features & Dimensions

## Narrow Stile Concealed Vertical Rod Exit Device

**ANSI/BHMA**  
Grade 1

**Handing**

Device is non-handed. Lever Entry Trim is field reversible.

**Pushbar Length**

Standard Sizes: Dimensioned for 30", 36", 42" & 48" openings. Standard width bars can be field cut to the next smallest opening width.

**Projection**

2-5/8" when fully projected,  
1-5/8" when dogged.

**Door Thickness**

Suits 1-3/4" standard, up to 2-1/4".  
Device requires modification when used with cylinder in doors over 1-3/4".

**Stile Wall**

Doors with stile walls other than 1/8" require modification.

**Stile Width**

Minimum 2" Stile. Fits Narrow, Medium and Wide Stile aluminum doors.

**Bar Height**

Adjustable from 30" to 44".

**Door Height**

Standard unit adjustable for doors up to 66" above the selected bar height. For doors over 66" above bar height, up to 10', use 8655 Tall Door Kit.

**Materials**

Pushbar made of extruded aluminum, clad or anodized in a variety of finishes.

**Dogging**

Standard dogging with hex key or optional cylinder dogging. Electric dogging available.

**Fasteners**

Standard self-tapping screws.

**Strike**

Made of hardened steel. Supplied.

**Cylinders** (order separately)

**Cylinder x Fixed Pull:**

(Function 03)  
Accepts any standard Mortise cylinder with MS® cam.

**Entry Lever or Thumbturn:**

(Functions 08, 09, 11, 12)  
Accepts any standard diameter Mortise cylinder with MS® cam. Accommodates cylinder lengths from 1" to 1-1/4".

**Warranty**

Two year limited.

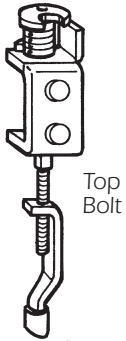
**AVAILABLE FINISHES**

- 313** Dark Bronze Anodized
- 335** Black Anodized
- 628** Clear Anodized
- US3** Bright Brass
- US4** Satin Brass
- US9** Bright Bronze
- US10** Satin Bronze
- 10B** Dark Bronze (Trim only)
- US32** Bright Stainless
- US32D** Satin Stainless

*Consult factory for special finishes.*

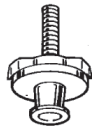


**Bolts and Strikes**



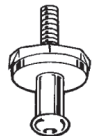
Top Bolt

The patented top latching mechanism utilizes a rotating Top Bolt which deadlatches around the Header Strike, interlocking the door to the frame.



Standard Strike

Supplied with Standard or Fire-rated Header Strikes.



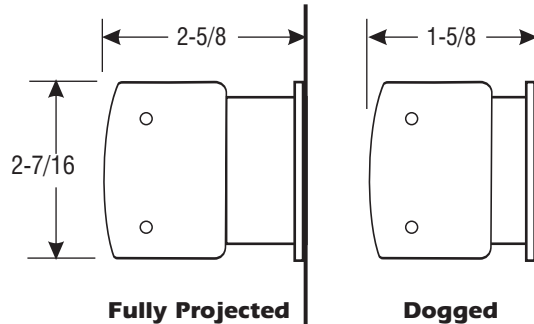
Fire-Rated Strike

The hexagonal, hardened steel Bottom Bolt works in harmony with the Top Bolt



Bottom Bolt

**Pushbar Dimensions**



**8675 Midpanel**

The Concealed Vertical Rod exit device is also available for use with a Midpanel design. Consult factory for applications.

