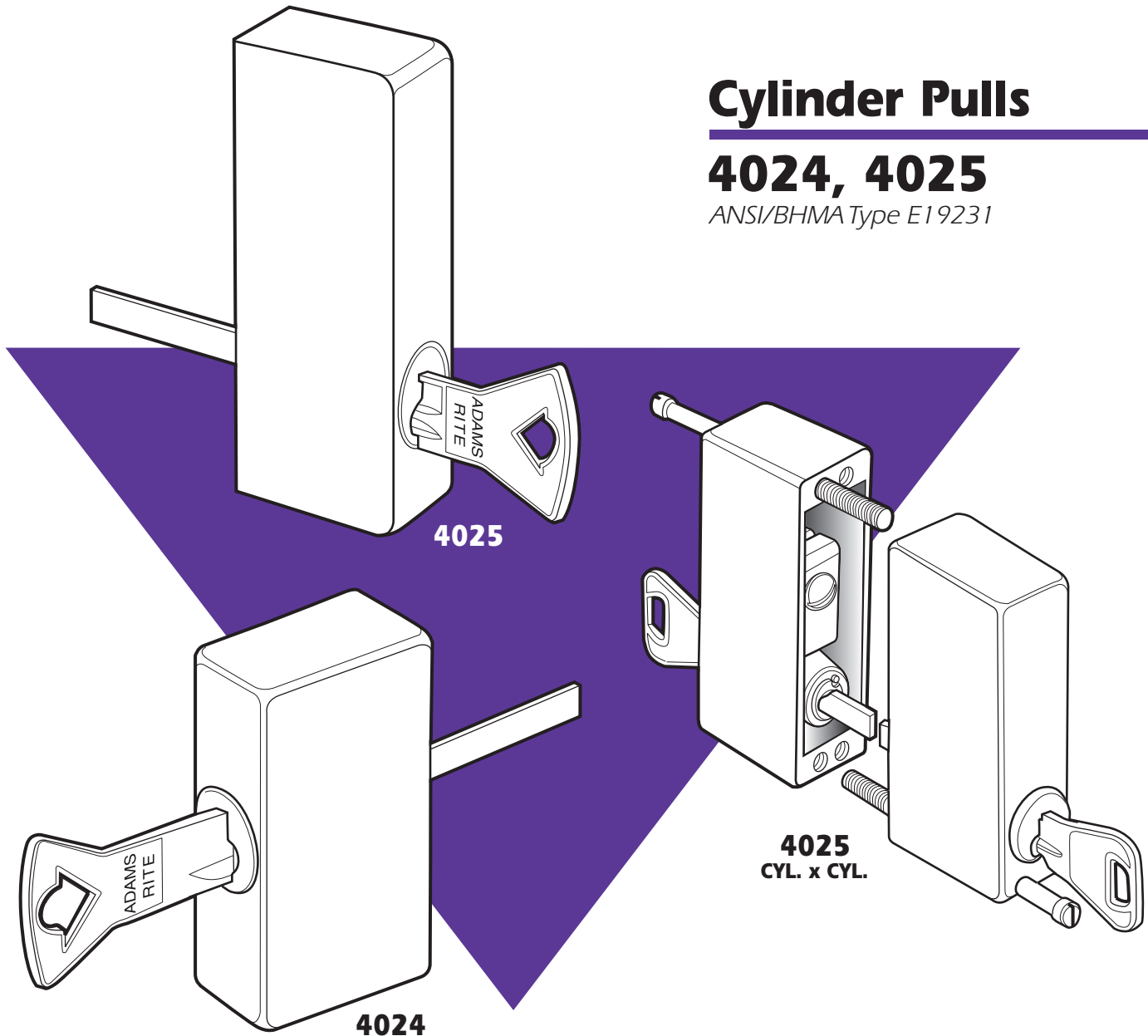


Cylinder Pulls

4024, 4025

ANSI/BHMA Type E19231



▼ Function

Designed for use with Adams Rite MS1847 or 4035 deadlocks and latches, these surface mounted pulls allow a sliding glass door to be "keyed-in" with other types of doors which have key-in-knob or mortise cylinder locks.

4025 has mounting holes spaced to allow clearance around MS1847 lock mechanism for long through-the-stile mounting screws.

4024 is smaller and symmetrical, designed for mounting door pull or other trim plate. (Can be mounted directly on stile where lock mechanism is mounted on inside surface of stile rather than mortised).

▼ Trim Finish

Zinc alloy housing. Ritecoat 130 finish is standard. See page SW-31 for other Ritecoat colors. Cylinders are Brass.

▼ Cylinders Both Sides

A pair of 4025 Cylinder Pulls can be mounted opposite each other with long machine screws as shown. Security is maintained since each side offers access to only one screwhead. Both screws would have to be removed to operate the lock without its key. Specify 4025 CYL x CYL. set.



ADAMS RITE
MANUFACTURING CO.

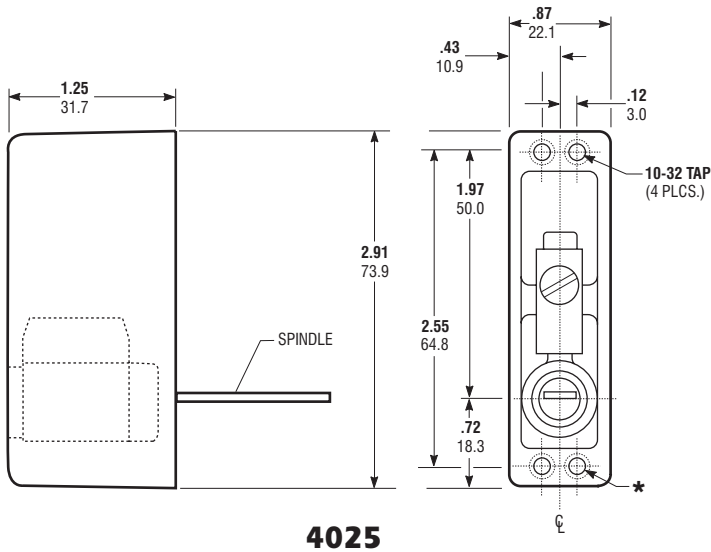
260 Santa Fe Street
Pomona, California 91767
(800) 872-3267 Fax: (800) 232-7329
www.adamsrite.com



4024, 4025 Cylinder Pulls

DIMENSIONS

INCHES
MILLIMETERS
Nominal, subject to tolerance extremes.

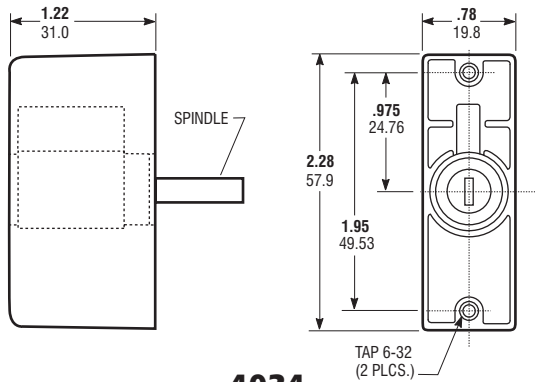


4025

* 4026, like 4025 but with mounting holes on centerline for use with 5017 lock available on high quantity order.

STANDARD PULLS	
PULL No.	CYLINDER INCLUDED:
4025	ADAMS RITE
4025-1	NONE (DUMMY)
4025-5	SCHLAGE 22-001
4025-6	WEISER KEYWAY

SPECIAL PULLS	
PULL No.	FURNISH CYLINDER:
4025-3	LOCKWOOD R-71, H-71, S-71
4025-4	SARGENT SIXLINE
4025-8	CORBIN 471AR
4025-9	RUSSWIN AR848
4025-10	DEXTER 9094
4029	BEST 5A5A2
4025-15	MEDECO 20-800



4024

HOW TO ORDER

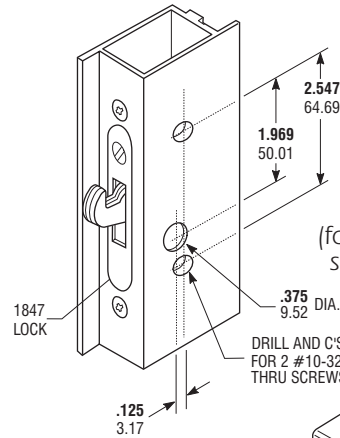
Specify quantity and the following information.
Order related hardware separately.

Specify
Pull Type
(See Tables)

PULL No.	CYLINDER INCLUDED:
4024-01	DUMMY
4024-00	ADAMS RITE
4024-05	SCHLAGE 22-001
4024-06	WEISER KEYWAY

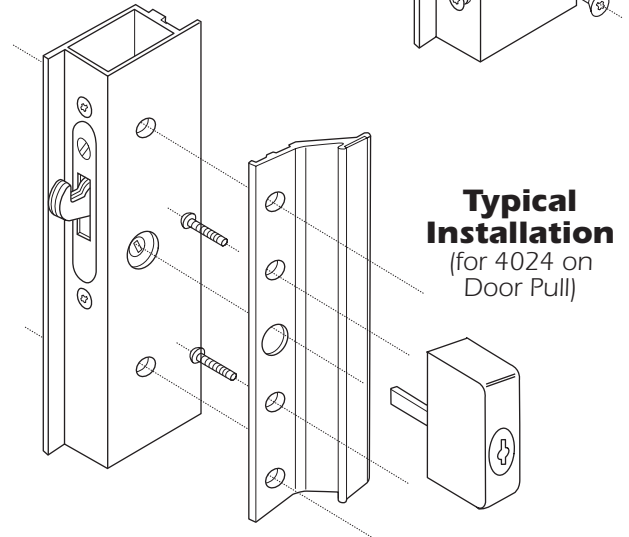
4024 - 00

INSTALLATION



Stile Preparation
(for 4025 mounted directly on stile by two through-screws)

Installation
(for 4025)



Typical Installation
(for 4024 on Door Pull)

OPTIONS

CYLINDER MAKE: Pulls available from stock with Adams Rite, Schlage or Weiser Keyway cylinders. For 4025 with special keying of these makes or for any of the other makes listed above: FURNISH PROPERLY KEYPED CYLINDER TO ADAMS RITE FOR MODIFICATION AND/OR INSTALLATION IN PULL.