



Features & Dimensions

Mortise Exit Device

ANSI/BHMA
Grade 1

Handing
Specify handing and bevel if applicable.
Lever Entry Trim is field reversible.

Pushbar Length
Standard Sizes: Dimensioned for 30", 36", 42" & 48" openings. Standard width bars can be field cut to the next smallest opening width.

Door Thickness
Suits 1-3/4" standard. Can be modified for thicker doors.

Stile Width
3300 - Minimum 5"*
8300 - Minimum 3-3/4"
*Door construction may require additional stile width to meet fire ratings and provide adequate strength.

Projection
2-5/8" when fully projected,
1-5/8" when dogged.

Materials
Pushbar made of extruded aluminum, clad or anodized in a variety of finishes.

Dogging
Standard dogging with hex key or cylinder dogging for 8300 Series only. Electric dogging also available for 3300 and 8300 Series.

Fasteners
Standard self-tapping screws. Optional Sex Bolt Kits-26-0584 (2 required per device) Specify finish.

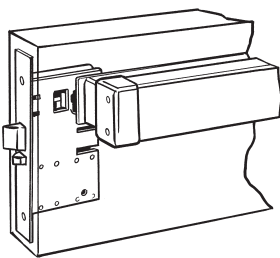
Strikes
Made of stainless steel. Supplied with exit device. See strike options below.

Cylinders (order separately)
Cylinder x Fixed Pull:
(Function 03)
Accepts any standard Mortise cylinder. Entry Lever or Thumbturn:
(Functions 08, 09, 11, 12)
Accepts any standard diameter Mortise cylinder with MS® cam. Accommodates cylinder lengths from 1" to 1-1/4".

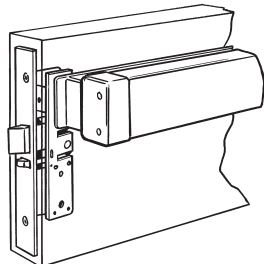
Warranty
Two year limited.

AVAILABLE FINISHES	
313	Dark Bronze Anodized
335	Black Anodized
628	Clear Anodized
US3	Bright Brass
US4	Satin Brass
US9	Bright Bronze
US10	Satin Bronze
10B	Dark Bronze (Trim only)
US32	Bright Stainless
US32D	Satin Stainless

Consult factory for special finishes.

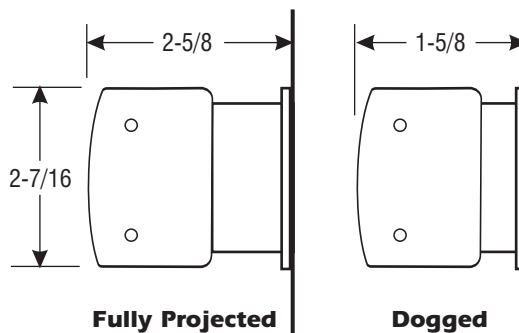


3300 - Fire-Rated
Heavy-duty deadlatch fits ANSI A1 15.1 standard door and jamb prep. 2-3/4" backset.



8300 - Life-Safety
Fits standard nose and jamb prep. Deadlatch has silicon brass bolt with 5/8" throw. 1-1/2" backset.

Pushbar Dimensions



Fire Rating:

MODEL	TYPE	RATING	DOOR CONSTR.	MAX. SIZE SINGLE DOORS	MAX. SIZE PAIRS, DBL. EGRESS
3300	Single Point Mortise	3 Hr.	Hollow Metal or Wood	4'0" x 10'0"	8'0" x 8'0"*

* May be used with Model 3100 or 3600 with an open back strike.

Strikes

A variety of strikes are available for different conditions and applications.

