

Buying a new car?

Facts every automobile owner should know:

- The average person drives 15,000 miles per year, dropping most owners out of factory warranty within **2.5 years**.
- The average buyer will own a new vehicle for seven years exposing the owner to **significant repair costs for 4.5 years**.

Now, you can get **extended protection** for your new or pre-owned vehicle. Service Shield is the choice for coverage, flexibility, and value **with a selection of program levels** designed to fit any vehicle or budget.

COVERAGE DOWN THE ROAD

Service Shield is a fully insured product backed by more than 50 years of dependability. Whether a customer needs repairs to their car, is in need of roadside assistance, or needs general information regarding their coverage, we're there with the expertise to solve any problem quickly. All claims associates are experts in the field and have decades of experience in automotive claims and repair. With our state-of-the-art call center and national coverage, immediate response to every customer need is guaranteed.

New Vehicle Protection
Lease Vehicle Protection
Pre-Owned Vehicle Protection
Substitute Transportation
24-Hour Roadside Assistance
Extended Towing
Trip Interruption Intervention
100% Insured
50 Years of Dependability
National Coverage
State-of-the-Art Call Center



OPTIONS

ENTERTAINMENT GROUP. If YOU have selected to purchase this Optional Coverage and the box marked Entertainment Group is checked on the Registration Page, the following benefits are provided to YOU: (All parts listed must be installed by a Licensed Van Conversion Company): Electronic - Compact Disc Player, Cassette Player, Speakers, Video Cassette Player/Recorder, Auxiliary Light Switches, and Captain Chair Motor and Switch. Rear Air Conditioner - Expansion Valve, Evaporator, Capacitors, Relays, Blower Motor and Switch, and Seals and Gaskets.

TIRE COVERAGE BENEFIT. In the event a Vehicle tire incurs damage from a road hazard, we will pay or reimburse you for receipted expenses up to twenty dollars (\$20.00) for each tire repair, or if non-repairable, up to one hundred dollars (\$100.00) for each tire replacement. No Deductible will apply to this benefit. The maximum tire benefit is four hundred dollars (\$400.00) for the entire term of this Contract.

GLOBAL POSITIONING SYSTEM (GPS). All manufacturer installed components. (Does not include software or removable components such as DVDs and CD ROMs.

SURCHARGES

TURBOCHARGER/ SUPERCHARGER (Included in all programs except Basic). Turbocharger / Supercharger Housing, Turbo Boost Valve, Turbo Waste Gate Actuator, Supercharger Drive Belt, Bearing, Bushing and all other internal parts, Seals and Gaskets (Factory Installed Only).

COMMERCIAL USE. If the contract Registration Page shows that you purchased the Commercial Use Surcharge, the Commercial Use Exclusion of this Contract is waived for qualified vehicles under the Manufacturer's Plus New Vehicle Plan.


4 WHEEL / ALL WHEEL DRIVE. Includes all components in the Differential Assembly and Transfer Case including: Drive Chain, Drive Chain Gears, Planetary Gears, Shift Ring Forks, Bearings, Bushings, Oil Pump Output Shaft, Main Shaft Washers and all other internal lubricated parts, Seals and Gaskets, Differential Housing, Axle Shaft, Ring and Pinion, Bearing, Bushing, Washers, Differential Cover, 4 Wheel Drive Actuator, Locking Hubs and all other internal parts contained within the differential assembly.

DIESEL. By mechanical failure only, fuel pump, (electric or mechanical) pressure regulator, metering valve, and fuel injector.

1 TON VEHICLE. If you have a vehicle with a one ton gross vehicle weight capability (GVW), this surcharge must be selected on the registration page.

Customer Service	800.871.0467
Claims	800.871.0467


For inquiries please contact:



Royal Administration Services, Inc.
51 Mill Street
Hanover, MA 02339
PH 800.871.0467
FAX 781.261.2522
www.royaladmin.com
Florida License #60109

This brochure is not a contract. Be sure to read a specimen service contract for precise coverage information, exclusions, terms and conditions.

SS5401 Rev 03.08



COVERAGE DOWN THE ROAD



BASIC

Coverage includes:

ENGINE

- Cylinder Block
- Cylinder Head(s) and all internal lubricated parts contained within the engine including:
- Pistons
- Piston Rings
- Connecting Rod Bearings
- Crankshaft
- Crankshaft Main Bearings
- Camshaft
- Camshaft Bearings
- Cam Followers
- Timing Chain/Belt
- Timing Gears
- Guides
- Tensioners
- Rocker Arms
- Rocker Shafts
- Rocker Bushings
- Cylinder Head Valves
- Valve Guides
- Valve Lifters
- Valve Springs
- Valve Seals
- Valve Retainers
- Valve Seats
- Push Rods
- Water Pump
- Oil Pump
- Oil Pump Housing
- Harmonic Balancer
- Oil Pan
- Timing Chain Cover
- Intake and Exhaust Manifolds
- Valve Covers
- Engine Mounts
- Fuel Pump
- Seals and Gaskets
- Wrist Pins
- Connecting Rods
- Distributor Drive Gear
- Dip Stick Tube
- Balance Shaft
- Balance Shaft Bearing
- Balance Shaft Bushing
- Valve Locks and Oil Pump Pickup

TRANSMISSION

- (Automatic / Standard)
- The internal components of the automatic transmission or manual transmission.
 - Drive chain
 - Drive chain gears
 - Carrier bearings
 - Internal transaxle seal
 - The manual transmission case and torque converter are covered if damaged by the failure of internally lubricated parts.
 - Flywheel/FlexPlate
 - Vacuum Modulator
 - Electronic Shift Control Unit
 - Transmission Cooler
 - Transmission Mounts
 - Oil Pan
 - Seals and Gaskets
 - Shift Linkage
 - and Shift Bushing.

TRANSFER CASE

- Drive Chain
- Drive Chain Gears
- Planetary Gears
- Shift Rail Forks
- Bearings
- Oil Pump
- Output Shaft
- Main Shaft Washers and all other internal lubricated parts
- Seals and Gaskets.

DIFFERENTIAL ASSEMBLY

- (Front and Rear)
- Differential Housing
 - Axle Shaft
 - Ring and Pinion
 - Bearings
 - Bushings
 - Washers
 - Differential Cover and all other internal parts contained with the differential assembly with Seals and Gaskets.

DRIVE AXLE (Front and Rear)

- Drive Axle
- Constant Velocity Joints
- Center Support Bearings
- Drive Shaft and Universal Joints

PLATINUM

Includes all components covered under Basic, PLUS:

STEERING

- Internally lubricated parts contained within the Steering Box and Pump Housing
- Including Control Valves
- Internal Oil Control Seals
- Bearings and Shafts
- Steering Box and Pump Housings if damaged by the failure of internally lubricated parts. All internal parts contained within the Rack and Pinion
- Gears
- Power Steering Hoses
- Steering Knuckles
- Pitman Arm
- Idler Arm
- Tie Rod Ends
- Drag Link
- Steering Dampeners
- Upper and Lower Steering Column Shaft and Couplings
- Internal Tilt Wheel Mechanism
- Pinion Gear Housings
- Stepper Motors
- Steering Box
- Control Valve and Seals and Gaskets.

ELECTRICAL

- Alternator
- Voltage Regulator
- Starter Motor
- Starter Solenoid and Starter Drive
- Engine Compartment Wiring Harness
- Computerized Timing Control Unit
- EVP Sensor
- Knock Sensor
- Ignition Switch
- Ignition Switch Lock Cylinder
- Electronic Ignition Module
- Front and Rear Window Wiper Motor
- Headlamp Switch
- Washer Pump and Switch
- Stop Lamp Switch, Turn Signal Switch
- Heater/AC Blower Speed Switch
- Manual Heater/AC Control Head
- Horns
- Neutral Safety Switch
- Cooling Sensor
- Clock
- Power Window Switches
- Power Door Lock Switches
- Reverse Indicator Switches
- Starter Drive
- Computerized Timing Control Unit
- Crank Angle Sensor.

AIR CONDITIONER

- Condenser
- Compressor
- Compressor Clutch and Pulley
- Air Conditioning Lines and Hoses
- Evaporator
- Idler Pulley and Idler Pulley Bearing
- High/Low Compressor Cut-Off Switch
- Expansion Valve
- Pressure Cycling Switch
- Seals and Gaskets.
- The following parts are also covered if required in connection with the repair of a covered part named above:
- Accumulator/Receiver Dryer
- Orifice Tube
- Oil and Refrigerant
- A/C Cooling Fan Motors
- Compressor Pressure Relief Valve
- Ambient Temp Sensor (Factory Installed Only)

TURBO / SUPERCHARGER

- Turbocharger/Supercharger Housing
- Turbo Boost Valve
- Turbo Waste Gate Actuator
- Supercharger Drive Belt
- Bearing
- Bushing and all other internal parts
- Seals and Gaskets (Factory Installed Only).

BRAKES

- Master Cylinder
- Vacuum Assist Booster
- Disc Brake Calipers
- Wheel Cylinders
- Compensating Valve
- Brake Hydraulic Lines and Fittings
- Hydraulic Control Unit
- Seals and Gaskets.

The following ABS parts are also covered:

- Electronic Control Processor
- Wheel Speed Sensors
- Hydraulic Pump/Motor Assembly
- Pressure Modulator Valve / Isolation Dump Valve
- Accumulator
- Seals and Gaskets
- A. B. S. Master Cylinder
- Hydro Boost

DIAMOND

Includes all components covered under Basic and Platinum PLUS:

FRONT AND REAR SUSPENSION

- Upper and Lower Control Arms
- Control Arm Shafts and Bearings
- Bushings
- Torsion Bars
- Mounts and Bushings
- Upper and Lower Ball Joints
- Strut Bearing Plates
- Radius Arms and Bushings
- Stabilizer Bar
- Links and Bushings
- Spindle and Spindle Support
- Wheel Bearings
- Variable Dampening Suspension
- Compressor
- Control Module
- Dampening Actuator
- Solenoid
- Strut Height Sensor
- Mode Selector Switch
- Seals and Gaskets
- Rear Wheel Steering
- Rear Steering Shaft and Couplings
- Power Cylinder and Pump
- Electronic Control Unit/Solenoid
- Phase Control Unit
- Stepper Motor
- Steering Box
- Control Valve
- Rack and Tie Rod Ends.

COOLING

- Engine Cooling Fan and Motor
- Fan Clutch
- Belt Tensioner
- Radiator
- Heater Core
- Thermostat
- Blower Motor
- Hot Water Valve
- Water Pump
- Overflow Reservoir
- Radiator Cap
- Thermostat Housing
- Low Engine Coolant Module
- Coolant Probe
- Switch and Sensor

FUEL DELIVERY

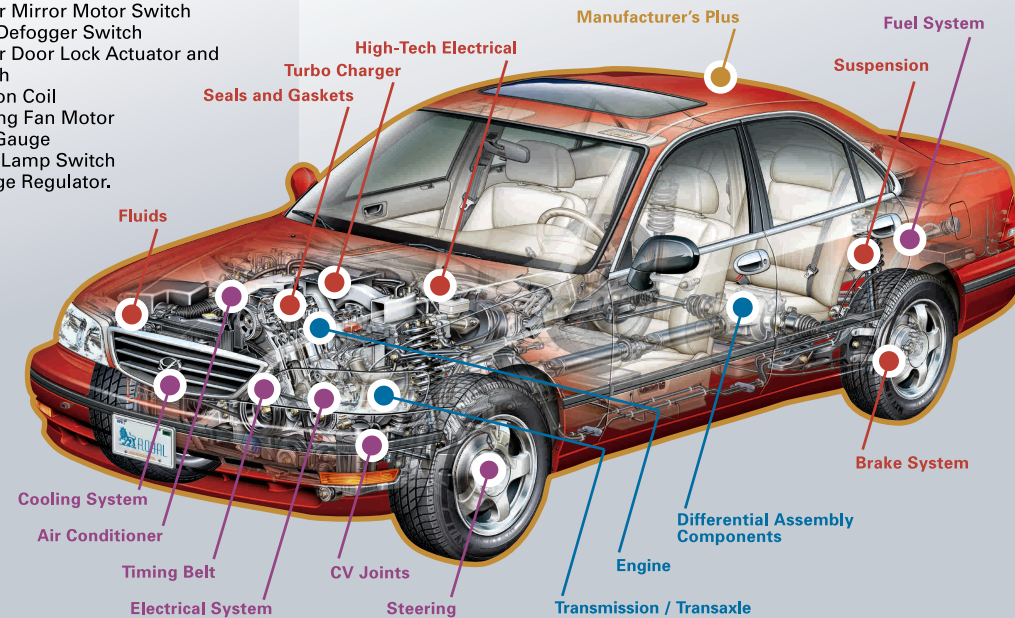
- Fuel Injection Pump and Injectors
- Vacuum Pump
- Fuel Tank
- Fuel Tank Sending Unit
- Metal Fuel Delivery Lines
- Pressure Regulator
- Metering Valve
- Idle Air Control
- Throttle Position Sensor

ENHANCED ELECTRICAL

- Automatic Climate Control Programmer
- Electronic Instrument Cluster
- Mileage Computer
- Distributor
- Ignition Coil
- Electronic Combination Entry System (Does not include Transmitter or Receivers for Remote Control Locks)
- Cruise Control Module
- Transducer
- Servo and Amplifier
- Powertrain Control Module
- Headlamp Motors
- Power Window Motor
- Power Seat Motor
- Power Mirror Motor
- Power Antenna Motor/Mast Assembly
- Convertible Top Motor
- Power Sunroof Motor
- Power Window Switch
- Cruise Control Engagement Switch
- Power Seat Switch
- Power Mirror Motor Switch
- Rear Defogger Switch
- Power Door Lock Actuator and Switch
- Ignition Coil
- Cooling Fan Motor
- Fuel Gauge
- Head Lamp Switch
- Voltage Regulator.

Covers all vehicle parts except:

- The maintenance, service and parts described in the Vehicle's Manufacturer's Maintenance Schedule, including timing belts failures occurring after such scheduled service dates unless such scheduled service was in fact performed. Recreational vehicle equipment such as, but not limited to, refrigerators, ice boxes, microwave ovens, and televisions.
- Tires/Wheels/Wheel Covers
- Battery
- Paint
- Light Bulbs
- Lenses
- Trim
- Upholstery/Convertible & Vinyl Tops
- Other normal maintenance services and parts including engine tune-up, suspension alignment, wheel balancing, filters, lubricants, engine coolant, fluids, spark/glow plugs, brake pads, linings and shoes.
- Drums and Rotors Except When Damaged by a Covered Part
- Rust/Corrosion
- Manual Clutch Components
- Body Panels
- Exhaust System/Catalytic Converter
- Cellular Telephones
- Video Entertainment Systems
- Fluids, filters and lubricants are not covered, except when required in connection with the repair or replacement of covered parts.
- Physical Damage/Water or Air Leaks
- Bright Metal
- Glass
- Sheet Metal/Bumpers
- Passive Restraint Systems
- Sealed Beams
- Hoses/Belts (Except AC Lines)
- Moldings/Weather-Strips
- Anti-theft systems, radio/speaker equipment and any other equipment when not installed by the vehicle Manufacturer.



BASIC	PLATINUM	DIAMOND	MANUFACTURER'S PLUS*
Available Pre-Owned Terms	Available Pre-Owned Terms	Available New Terms	
3 months / 3,000 miles	6 months / 6,000 miles	36, 48, 60, 72 months / 75,000 miles	
6 months / 6,000 miles	12 months / 12,000 miles	36, 48, 60, 72, 84 months / 100,000 miles	
12 months / 12,000 miles	24 months / 24,000 miles	48, 60 months / 125,000 miles	
24 months / 24,000 miles	36 months / 36,000 miles		
36 months / 36,000 miles	48 months / 48,000 miles		
48 months / 48,000 miles			

* New terms only.